



Ultra Limited - Chrome Switch Housings

HARLEY-DAVIDSON®

CONTROLS

The most visual contact point you have with your motorcycle is where your hands and feet meet the controls. Choose a handlebar suitable for your physical needs. Then select grips, hand controls, footpegs and mirrors to underscore the style of your ride.

468 CONTROLS

Hand & Foot Controls Collection

ADVERSARY™ COLLECTION — ANODIZED BLACK WITH ORANGE HIGHLIGHTS

A look to match your riding style – precise, refined and technical. Premium Adversary™ Collection accessories are crafted in forged billet aluminum with a durable dual-anodized black and orange finish for crisp contrast and colorful detail. The look is aggressive, and performance driven. Step up to the next generation of customization.

A. ADVERSARY COLLECTION HAND GRIPS — BLACK WITH ORANGE HIGHLIGHTS

56100544

Fits '16-'17 FXDLS and '16-later Softail® models, '11-'12 FLSTSE, '14-'15 FLSTNSE, '13-'14 FXSBSE, '16-'17 FXSE and '08-later Touring (except '18-later FLTRXSE) and Trike models.

56100448

Fits '21-later Revolution® Max engine-equipped models. Requires separate purchase of Endcaps (Qty 2). Models with Bar End Mirrors require separate purchase of P/N 55801095 qty (2). Does not fit models with original equipment heated grips.

B. ADVERSARY COLLECTION FOOTBOARDS — BLACK WITH ORANGE HIGHLIGHTS

50502251

Rider. Fits '12-'16 FLD, '86-'17 FL Softail (except FLS, FLSS, FLSTFB, FLSTFBS and FXSE), '86-later Touring (except FLHTCUL and FLHTKL) and '08-later Trike models.

50502256

Rider. Fits '18-later FL Softail models equipped with rider footboards.

C. ADVERSARY COLLECTION BRAKE PEDAL PADS — BLACK WITH ORANGE HIGHLIGHTS

50600510

Small. Fits '18-later FL SB, FXBR and FXBRS models. Also fits '18-later Softail® models equipped with Billet Style Rear Brake Lever for Forward Controls P/N 41600218, 41600219 and 41600220.

50600511

Large. Fits '12-'16 FLD, '86-'17 FL Softail® and '80-later Touring and Trike models.

50600508

Large. Fits '18-later FL Softail® models equipped with rider footboards.

D. ADVERSARY COLLECTION FOOTPEGS — BLACK WITH ORANGE HIGHLIGHTS

50502254

Rider. Fits rider position on '22-later RH975 and '23-later RH975S models. Does not fit with accessory Forward Controls P/N 50502205.

50502255

Rider. Fits rider position on '21-later RH1250S models.

50502248

Passenger. Fits passenger position on '20 LiveWire® and '18-later Softail models.

50502246

Passenger. Fits passenger position on '10-later FLHX, FLHXS, FLHXST, FLHXSE, FLTRX, FLTRXS, FLTRXST, and FLTRXSE models.

50501979

Passenger. Fits '21-later Revolution® Max engine-equipped models.

50502249

Highway. Fits models using highway peg mounts and engine guard peg mounts P/N 50957-02C, 54234-10A, 50829-07A, 50830-07A, 50500167, 50500168, 50832-07A and 50964-98. Does not fit '18-later FXDRS models.

E. ADVERSARY COLLECTION SHIFTER PEG — BLACK WITH ORANGE HIGHLIGHTS

33600384

Fits all models (except Revolution Max engine-equipped models, '06-'17 VRSC™ models with forward controls and '08-'13 XR models).

33600321

Fits '21-later Revolution® Max engine-equipped models.



A. ADVERSARY COLLECTION HAND GRIPS — BLACK WITH ORANGE HIGHLIGHTS



F. ADVERSARY COLLECTION HAND GRIPS — GRAPHITE WITH MACHINED HIGHLIGHTS



B. ADVERSARY COLLECTION FOOTBOARDS — BLACK WITH ORANGE HIGHLIGHTS



G. ADVERSARY COLLECTION FOOTBOARDS — GRAPHITE WITH MACHINED HIGHLIGHTS



C. ADVERSARY COLLECTION BRAKE PEDAL PADS — BLACK WITH ORANGE HIGHLIGHTS



D. ADVERSARY COLLECTION FOOTPEGS — BLACK WITH ORANGE HIGHLIGHTS



H. ADVERSARY COLLECTION BRAKE PEDAL PADS — GRAPHITE WITH MACHINED HIGHLIGHTS



I. ADVERSARY COLLECTION FOOTPEGS — GRAPHITE WITH MACHINED HIGHLIGHTS



E. ADVERSARY COLLECTION SHIFTER PEG — BLACK WITH ORANGE HIGHLIGHTS



J. ADVERSARY COLLECTION SHIFTER PEG — GRAPHITE WITH MACHINED HIGHLIGHTS

CONTROLS 469

Hand & Foot Controls Collection

ADVERSARY™ COLLECTION — GRAPHITE WITH MACHINED HIGHLIGHTS

A look to match your riding style – precise, refined and technical. Premium Adversary™ Collection accessories are crafted in forged billet aluminum. The graphite finish with machined highlights reveal brilliant aluminum for crisp contrast and sharp detail. The look is aggressive and performance driven. Step up to the next generation of customization.

F. ADVERSARY COLLECTION HAND GRIPS — GRAPHITE WITH MACHINED HIGHLIGHTS

56100545

Fits '16-'17 FXDLS and '16-later Softail® models, '11-'12 FLSTSE, '14-'15 FLSTNSE, '13-'14 FXSBSE, '16-'17 FXSE and '08-later Touring (except '18-later FLTRXSE) and Trike models.

56100449

Fits '21-later Revolution® Max engine-equipped models. Requires separate purchase of Endcaps (Qty 2). Models with Bar End Mirrors require separate purchase of P/N 55801095 qty (2). Does not fit models with original equipment heated grips.

G. ADVERSARY COLLECTION FOOTBOARDS — GRAPHITE WITH MACHINED HIGHLIGHTS

50502250

Rider. Fits '12-'16 FLD, '86-'17 FL Softail (except FLS, FLSS, FLSTFB, FLSTFBS and FXSE), '86-later Touring (except FLHTCUL and FLHTKL) and '08-later Trike models.

50502257

Rider. Fits '18-later FL Softail models equipped with rider footboards.

H. ADVERSARY COLLECTION BRAKE PEDAL PADS — GRAPHITE WITH MACHINED HIGHLIGHTS

50600509

Small. Fits '18-later FL SB, FXBR and FXBRS models. Also fits '18-later Softail® models equipped with Billet Style Rear Brake Lever for Forward Controls P/N 41600218, 41600219 and 41600220.

50600512

Large. Fits '12-'16 FLD, '86-'17 FL Softail® and '80-later Touring and Trike models.

50600507

Large. Fits '18-later FL Softail® models equipped with rider footboards.

I. ADVERSARY COLLECTION FOOTPEGS — GRAPHITE WITH MACHINED HIGHLIGHTS

50502252

Rider. Fits rider position on '22-later RH975 and '23-later RH975S models. Does not fit with accessory Forward Controls P/N 50502205.

50502253

Rider. Fits rider position on '21-later RH1250S models.

50502247

Passenger. Fits passenger position on '20 LiveWire® and '18-later Softail models.

50502245

Passenger. Fits passenger position on '10-later FLHX, FLHXS, FLHXST, FLHXSE, FLTRX, FLTRXS, FLTRXST, and FLTRXSE models.

50501980

Passenger. Fits '21-later Revolution® Max engine-equipped models.

50502244

Highway. Fits models using highway peg mounts and engine guard peg mounts P/N 50957-02C, 54234-10A, 50829-07A, 50830-07A, 50500167, 50500168, 50832-07A and 50964-98. Does not fit '18-later FXDRS models.

J. ADVERSARY COLLECTION SHIFTER PEG — GRAPHITE WITH MACHINED HIGHLIGHTS

33600383

Fits all models (except Revolution Max engine-equipped models, '06-'17 VRSC™ models with forward controls and '08-'13 XR models).

33600322

Fits '21-later Revolution® Max engine-equipped models.

470 CONTROLS

Hand & Foot Controls Collection

'66 COLLECTION

The look is timeless and authentic. The handcrafted style of the '66 Collection accessories combines a durable gloss black finish with brushed aluminum highlights and on most pieces a brass-colored medallion inspired by a classic Harley-Davidson® tank emblem. Here's an alternative to bright chrome or blacked out styles that will set your bike apart from the crowd.

A. '66 COLLECTION HAND GRIPS

56100478

Fits '16-'17 FXDLS and '16-later Softail® models, '11-'12 FLSTSE, '14-'15 FLSTNSE, '13-'14 FXSBSE, '16-'17 FXSE and '08-later Touring (except '18-later FLTRXSE) and Trike models.

56100477

Fits '21-later Revolution® Max engine-equipped models. Requires separate purchase of Endcaps (Qty 2). Models with Bar End Mirrors require separate purchase of P/N 55801095 qty (2). Does not fit models with original equipment heated grips.

B. '66 COLLECTION BRAKE PEDAL PAD

50600483

Small. Fits '21-later RH1250S and RH975 models. RH1250S models require the separate purchase of lever P/N 41600348, and RH975 models require separate purchase of lever P/N 416000370.

50600499

Small. Fits '18-later FXBR, FXBRS and FLSB models. Also fits '18-later Softail® models equipped with Billet Style Rear Brake Lever for Forward Controls P/N 41600218, 41600219 and 41600220.

C. '66 COLLECTION FOOTPEGS

50502148

Rider. Fits '18-later FXFB, FXFBS, FXDRS, and '22-later RH975 and RH975S models.

50502149

Rider. Fits '18-later FXBB, FXST, FXLR, FXLRS, and '21-later RH1250S models.

50502150

Rider. Fits '18-later FLSB, FXBR and FXBRS models.

50502151

Passenger. Fits passenger position on '20-later LiveWire®, '18-later Softail models and '21-later Revolution Max engine-equipped models.

D. '66 COLLECTION SHIFTER PEG

33600357

Fits all models (except Revolution Max engine-equipped models, 06-17 VRSC™ models with forward controls and 08-13 XR models).

33600356

Fits '21-later Revolution® Max engine-equipped models.

E. '66 COLLECTION REAR BRAKE LEVER

41600370

Fits '22-later RH975 models. Requires separate purchase of brake pedal pad P/N 50600483.

41600348

Fits '21-later RH1250S models. Requires separate purchase of brake pedal pad P/N 50600483.



A. '66 COLLECTION HAND GRIPS



B. '66 COLLECTION BRAKE PEDAL PAD



C. '66 COLLECTION FOOTPEGS



D. '66 COLLECTION SHIFTER PEG



F. WILD ONE COLLECTION HAND GRIPS



G. WILD ONE COLLECTION FOOTPEGS



H. WILD ONE COLLECTION SHIFTER PEG



E. '66 COLLECTION REAR BRAKE LEVER



I. WILD ONE COLLECTION REAR BRAKE LEVER



CONTROLS 471

Hand & Foot Controls Collection

WILD ONE™ COLLECTION

Add daring, raw-and-rugged style with durable billet aluminum Wild One™ Collection accessories. Each is finished in gloss black with bright, machined aluminum highlights, a variety of textures and exposed hardware to communicate power, speed, and performance.

F. WILD ONE COLLECTION HAND GRIPS

56100462

Non-Heated. Fits '21-later RA1250 and RH1250S models. Requires separate purchase of Endcaps P/N 55801095 (Qty 2). Does not fit models with original equipment heated grips.

56100483

Heated. Fits '21-later RA1250S, RH1250S and RH975S models. RH1250S and RH975S models require a Digital Technician™ update by a Harley-Davidson® dealer.

G. WILD ONE COLLECTION FOOTPEGS

50502020

Rider. Fits '21-later RH1250S models.

50502026

Passenger. Fits passenger position on '21-later Revolution® Max engine-equipped models.

H. WILD ONE COLLECTION SHIFTER PEG

33600338

Fits '21-later RH1250S models.

I. WILD ONE COLLECTION REAR BRAKE LEVER

41600326

Fits '21-later RH1250S models.

472 CONTROLS

Hand & Foot Controls Collection

EMPIRE™ COLLECTION - BLACK MACHINE CUT

Raise the stakes. Milled highlights reveal gleaming billet aluminum below the rich black anodized surface, while deep grooves add eye-catching depth and detail to each component in this complete collection of hand and foot controls. Executed in durable cast and billet aluminum, the Black Machine Cut Empire™ Collection adds captivating custom detail that complements black or machine cut accessories.

A. EMPIRE COLLECTION HAND GRIPS – BLACK MACHINE CUT

56100429

Fits '20-later LiveWire®, '16-'17 Dyna® FXDLS and '16-later Softail® models, '11-'12 FLSTSE, '14-'15 FLSTNSE, '13-'14 FXSBSE, '16-'17 FXSE and '08-later Touring (except '18-later FLTRXSE) and Trike models.

56100447

Fits '21-later Revolution® Max engine-equipped models. Does not fit models with original equipment heated grips.

B. EMPIRE COLLECTION FOOTBOARDS – BLACK MACHINE CUT

50501934

Rider. Fits '12-'16 FLD, '00-'17 FL Softail®, '00-later Touring (except FLHTCUL and FLHTKL), and '09-'13 Trike models. Installation on '00-'17 Softail® FLS, FLSS, FLSTFB, FLSTFBS and FLSTN models requires separate purchase of Jiffy Stand P/N 50087-07A. Not for use with Ergo Jiffy Stand P/N 50000091 or Jiffy Stand Extension Kit P/N 50233-00, 50000008 or 500000023.

50501939

Rider. Fits '18-later FL Softail models equipped with rider footboards.

50501952

Passenger. Fits '06-'17 Dyna®, '00-'17 Softail and '86-later Touring models equipped with passenger footboard support. Does not fit Trike Models.

C. EMPIRE COLLECTION BRAKE PEDAL PADS – BLACK MACHINE CUT

50600457

Small. Fits '15-'20 XG models (except XG750A), '14-'22 XL models with Extended Reach Forward Control Kit P/N 50700030, '93-'17 Dyna® models with forward controls, and '84-'17 FX Softail® models (except FXSTDSE). Also fits '18-later FXBR, FXBRS, FLSB models and '18-later Softail® models equipped with Billet Style Rear Brake Lever for Forward Controls P/N 41600218, 41600219 and 41600220

50600518

Small. Fits '21-later RH1250S and RH975 models. RH1250S models require the separate purchase of lever P/N 41600348, and RH975 models require separate purchase of lever P/N 416000370.

50600463

Large. Fits '12-'16 FLD, '86-'17 FL Softail and '80-later Touring and Trike models.

50600466

Large. Fits '18-later FL Softail® models equipped with rider footboards.



A. EMPIRE HAND GRIPS – MACHINE CUT



A. EMPIRE HAND GRIPS – MACHINE CUT



A. EMPIRE HAND GRIPS – MACHINE CUT



B. EMPIRE FOOTBOARD – MACHINE CUT RIDER



B. EMPIRE FOOTBOARD – MACHINE CUT PASSENGER



C. EMPIRE BRAKE PEDAL PADS – MACHINE CUT – SMALL



C. EMPIRE BRAKE PEDAL PADS – MACHINE CUT – LARGE



D. EMPIRE RIDER FOOTPEGS – MACHINE CUT



D. EMPIRE PASSENGER FOOTPEGS – MACHINE CUT



D. EMPIRE PASSENGER FOOTPEGS – MACHINE CUT



E. EMPIRE SHIFTER PEG – MACHINE CUT



E. EMPIRE SHIFTER PEG – MACHINE CUT

CONTROLS 473

Hand & Foot Controls Collection

D. EMPIRE™ COLLECTION FOOTPEGS – BLACK MACHINE CUT

50501900

Rider. Fits '18-later FXFB, FXFBS, and '19-'20 FXDRS models in the rider position.

50501857

Rider. Fits rider position on '22-later RH1250S and '18-later FLSB, FXBB, FXBBS, FXLR, FXLRS, FXBR, FXBRS, and FXST models.

50502339

Passenger. Fits rider position on '22-later RH975 and '23-later RH975S models. Does not fit with accessory Forward Controls P/N 50502205.

50501832

Passenger. Fits '18-later Softail® models in the passenger position.

50502113

Passenger. Fits passenger position on '10-later FLHX, FLHXS, FLHXST, FLHXSE, FLTRX, FLTRXS, FLTRXST, and FLTRXSE models.

50502354

Passenger. Fits passenger position on '21-later RH1250S and '22-later RH975 and RH975S models. RH1250S models require separate purchase of Passenger Footpeg Mount Kit P/N 50502192A. RH975 models require separate purchase of Passenger Footpeg Mount Kit P/N50502434.

50501897

Highway. Fits models using highway peg mounts and engine guard peg mounts P/N 50957-02C, 54234-10A, 50829-07A, 50830-07A, 50500167, 50500168, 50832-07A and 50964-98.

E. EMPIRE COLLECTION SHIFTER PEG – BLACK MACHINE CUT

33600333

Fits all models (except '06-'17 VRSC™ models with forward controls and '08-'13 XR models).

33600393

Fits all models (except '06-'17 VRSC™ models with forward controls and '08-'13 XR models).

Model Family Fitment:

- V-ROD
- SPORTSTER
- DYNA
- SOFTAIL
- TOURING

CONTROLS

474 CONTROLS

Hand & Foot Controls Collection

EMPIRE™ COLLECTION – BLACK

Raise the stakes. Deep grooves add eye-catching depth and detail to the rich black anodized finish on this complete collection of hand and foot controls. Executed in durable cast and billet aluminum, the Black Empire™ Collection adds captivating custom detail that complements other black and machine cut accessories.

A. EMPIRE COLLECTION HAND GRIPS – BLACK

56100428

Fits '20-later LiveWire®, '16-'17 Dyna® FXDLS and '16-later Softail® models, '11-'12 FLSTSE, '14-'15 FLSTNSE, '13-'14 FXSBSE, '16-'17 FXSE and '08-later Touring (except '18-later FLTRXSE) and Trike models.

56100446

Fits '21-later Revolution® Max engine-equipped models. Does not fit models with original equipment heated grips.

B. EMPIRE COLLECTION FOOTBOARDS – BLACK

50501933

Rider. Fits '12-'16 FLD, '00-'17 FL Softail®, '00-later Touring (except FLHTCUL and FLHTKL), and '09-'13 Trike models. Installation on '00-'17 Softail® FLS, FLSS, FLSTFB, FLSTFBS and FLSTN models requires separate purchase of Jiffy Stand P/N 50087-07A. Not for use with Ergo Jiffy Stand P/N 50000091 or Jiffy Stand Extension Kit P/N 50233-00, 50000008 or 50000023.

50501938

Rider. Fits '18-later FL Softail models equipped with rider footboards.

50501951

Passenger. Fits '06-'17 Dyna®, '00-'17 Softail and '86-later Touring models equipped with passenger footboard support. Does not fit Trike Models.

C. EMPIRE COLLECTION BRAKE PEDAL PADS – BLACK

50600458

Small. Fits '15-'20 XG models (except XG750A), '14-'22 XL models with Extended Reach Forward Control Kit P/N 50700030, '93-'17 Dyna® models with forward controls, and '84-'17 FX Softail® models (except FXSTDSE). Also fits '18-later FXBR, FXBRS, FLSB models and '18-later Softail® models equipped with Billet Style Rear Brake Lever for Forward Controls P/N 41600218, 41600219 and 41600220

50600517

Small. Fits '21-later RH1250S and RH975 models. RH1250S models require the separate purchase of lever P/N 41600348, and RH975 models require separate purchase of lever P/N 41600370.

50600464

Large. Fits '12-'16 FLD, '86-'17 FL Softail and '80-later Touring and Trike models.

50600467

Large. Fits '18-later FL Softail® models equipped with rider footboards.



A. EMPIRE HAND GRIPS – BLACK



A. EMPIRE HAND GRIPS – BLACK



A. EMPIRE HAND GRIPS – BLACK



B. EMPIRE FOOTBOARD – BLACK RIDER



B. EMPIRE FOOTBOARD – BLACK PASSENGER



C. EMPIRE BRAKE PEDAL PADS – BLACK SMALL



C. EMPIRE BRAKE PEDAL PADS – BLACK LARGE



D. EMPIRE RIDER FOOTPEGS – BLACK



D. EMPIRE RIDER FOOTPEGS – BLACK



D. EMPIRE PASSENGER FOOTPEGS – BLACK



D. EMPIRE PASSENGER FOOTPEGS – BLACK



E. EMPIRE SHIFTER PEG – BLACK

CONTROLS 475

Hand & Foot Controls Collection

D. EMPIRE™ COLLECTION FOOTPEGS – BLACK

50501899

Rider. Fits '18-later FXFB, FXFBS, and '19-'20 FXDRS models in the rider position.

50501856

Rider. Fits rider position on '22-later RH1250S and '18-later FLXB, FXBB, FXBBS, FXLR, FXLRS, FXBR, FXBRS, and FXST models.

50502338

Rider. Fits rider position on '22-later RH975 and '23-later RH975S models. Does not fit with accessory Forward Controls P/N 50502205.

50501831

Passenger. Fits '18-later Softail® models in the passenger position.

50502112

Passenger. Fits passenger position on '10-later FLHX, FLHXS, FLHXST, FLHXSE, FLTRX, FLTRXS, FLTRXST, and FLTRXSE models.

50502353

Passenger. Fits passenger position on '21-later RH1250S and '22-later RH975 and RH975S models. RH1250S models require separate purchase of Passenger Footpeg Mount Kit P/N 50502192A. RH975 models require separate purchase of Passenger Footpeg Mount Kit P/N50502434.

50501896

Highway. Fits models using highway peg mounts and engine guard peg mounts P/N 50957-02C, 54234-10A, 50829-07A, 50830-07A, 50500167, 50500168, 50832-07A and 50964-98.

E. EMPIRE COLLECTION SHIFTER PEG – BLACK

33600334

Fits all models (except '06-'17 VRSC™ models with forward controls and '08-'13 XR models).

33600392

Fits all models (except '06-'17 VRSC™ models with forward controls and '08-'13 XR models).

Model Family Fitment:

- V-ROD
- SPORTSTER
- DYNA
- SOFTAIL
- TOURING

476 CONTROLS

Hand & Foot Controls Collection

EMPIRE™ COLLECTION - CHROME

Raise the stakes. Brilliant chrome highlights the deep grooves that add eye-catching depth and detail to this complete collection of hand and foot controls. Executed in durable cast and billet aluminum, the Chrome Empire™ Collection adds captivating custom detail that complements other chrome accessories.

A. EMPIRE COLLECTION HAND GRIPS – CHROME

56100427

Fits '20-later LiveWire®, '16-'17 Dyna® FXDLs and '16-later Softail® models, '11-'12 FLSTSE, '14-'15 FLSTNSE, '13-'14 FXSBSE, '16-'17 FXSE and '08-later Touring (except '18-later FLTRXSE) and Trike models.

B. EMPIRE COLLECTION FOOTBOARDS – CHROME

50501932 Rider.

Fits '12-'16 FLD, '00-'17 FL Softail®, '00-later Touring (except FLHTCUL and FLHTKL), and '09-'13 Trike models. Installation on '00-'17 Softail® FLS, FLSS, FLSTFB, FLSTFBS and FLSTN models requires separate purchase of Jiffy Stand P/N 50087-07A. Not for use with Ergo Jiffy Stand P/N 50000091 or Jiffy Stand Extension Kit P/N 50233-00, 50000008 or 50000023.

50501945 Rider.

Fits '18-later FL Softail models equipped with rider footboards.

50501950 Passenger.

Fits '06-'17 Dyna®, '00-'17 Softail and '86-later Touring models equipped with passenger footboard support. Does not fit Trike Models.

C. EMPIRE COLLECTION BRAKE PEDAL PADS – CHROME

50600459 Small.

Fits '15-'20 XG models (except XG750A), '14-'22 XL models with Extended Reach Forward Control Kit P/N 50700030, '93-'17 Dyna® models with forward controls, and '84-'17 FX Softail® models (except FXSTDSE). Also fits '18-later FXBR, FXBRS, FLSB models and '18-later Softail® models equipped with Billet Style Rear Brake Lever for Forward Controls P/N 41600218, 41600219 and 41600220

50600465 Large.

Fits '12-'16 FLD, '86-'17 FL Softail and '80-later Touring and Trike models.

50600468 Large.

Fits '18-later FL Softail® models equipped with rider footboards.

D. EMPIRE COLLECTION FOOTPEGS – CHROME

50501898 Rider.

Fits '18-later FXFB, FXFBS, and '19-'20 FXDRS models in the rider position.

50501855 Rider.

Fits rider position on '22-later RH1250S and '18-later FLSB, FXBB, FXBBS, FXLR, FXLRS, FXBR, FXBRS, and FXST models.

50501830 Passenger.

Fits '18-later Softail® models in the passenger position.

50502111 Passenger.

Fits passenger position on '10-later FLHX, FLHXS, FLHXST, FLHXSE, FLTRX, FLTRXS, FLTRXST, and FLTRXSE.

50501895 Highway.

Fits models using highway peg mounts and engine guard peg mounts P/N 50957-02C, 54234-10A, 50829-07A, 50830-07A, 50500167, 50500168, 50832-07A and 50964-98.

E. EMPIRE COLLECTION SHIFTER PEG – CHROME

33600335

Fits all models (except '06-'17 VRSC™ models with forward controls and '08-'13 XR models).

Fits all models (except '06-'17 VRSC™ models with forward controls and '08-'13 XR models).



A. EMPIRE HAND GRIPS – CHROME



B. EMPIRE RIDER FOOTBOARD – CHROME



B. EMPIRE PASSENGER FOOTBOARD – CHROME



C. EMPIRE BRAKE PEDAL PADS – CHROME



D. EMPIRE RIDER FOOTPEGS – CHROME



D. EMPIRE PASSENGER FOOTPEGS – CHROME



E. EMPIRE SHIFTER PEG – CHROME



F. 80GRIT RIDER FOOTBOARDS



F. 80GRIT RIDER FOOTBOARDS



G. 80GRIT BRAKE PEDAL PAD



G. 80GRIT BRAKE PEDAL PAD



H. 80GRIT RIDER FOOTPEGS – BLACK



H. 80GRIT RIDER FOOTPEGS – RAW



H. 80GRIT PASSENGER FOOTPEGS – BLACK



H. 80GRIT PASSENGER FOOTPEGS – RAW

CONTROLS 477

Hand & Foot Controls Collection

F. 80GRIT™ RIDER FOOTBOARDS

When the road bites, bite back. With durable cast aluminum and rugged style edges this BMX-inspired footboard grips your boot for unmatched stability and traction, giving you the confidence to ride as hard as you like.

Fits '14-later Touring models.

50501602 Raw.

50501604 Black.

Fits '18-later FL Softail® models equipped with rider footboards.

50501612 Raw.

50501613 Black.

G. 80GRIT BRAKE PEDAL PAD

This BMX-inspired brake pedal pad features rugged styled edges for superior grip and a bold, stripped-down look.

Fits '18-later FLSL, FLDE, FLFB, FLFBS, FLHC, and FLHCS models equipped with Endgame Brake Lever P/N 41600299 or 41600298 and '14-later Touring models equipped with Endgame Brake Lever P/N 41600305 or P/N 41600304.

50600425 Raw.

50600424 Black.

H. 80GRIT™ FOOTPEGS

Combine form and function with the feel of an old-school BMX-style footpeg. The aluminum material with rugged styled edges is lightweight and grips the bottom of your boot, giving you an unmatched feeling of confidence. Black Anodized or Raw finishes provide custom options, while the HDMC “dog tag”-style logo adds subtle authenticity to the bold, stripped-down look.

Rider

Fits rider position on '20-later LiveWire®, '18-later FXFB, FXFBS, '19-later FXDRS models and '21-later RA1250 and RA1250S models.

50501383 Black.

50501390 Raw.

Rider with Wear Peg

Fits '11-'22 XL883L and XL1200C, '16-'22 XL1200CX, '12-'16 XL1200V, '10-'22 XL1200X, '18-'22 XL1200XS, '14-'22 XL models equipped with Extended Reach Forward Control Conversion Kit P/N 50700030, '08-'11 FXCW and FXCWC and '11-'17 FXS and FXSB and '16-'17 FXSE. Does not fit '15-later XG models.

50501387 Black.

50501394 Raw.

Fits '17-'20 XG750A and '09-'22 XL883N models.

50501385 Black.

50501392 Raw.

Fits rider position on '18-later FLSB, FXBB, FXBBS, FXBR, FXBRS, FXLR, FXLRS and FXST models. Also fits '18 later FLDE, FLHC, FLHCS, FLSL, FLFB and FLFBS models equipped with Footboard To Footpeg Conversion Kit P/N 50501640 and '09-later Touring models equipped with Board-To-Peg Conversion Kit P/N 50501642.

50501382 Black.

50501389 Raw.

Passenger

Fits passenger position on '20-later LiveWire, '18-later Softail® models (except '22-later FXLRST) and '21-later Revolution® Max engine-equipped models.

50501388A Black.

50501395A Raw.

Fits models in passenger and highway peg positions. Does not fit the rider and passenger position for '18-later Softail models.

50501603 Raw.

50501605 Black.

Model Family Fitment:

V-ROD
 SPORTSTER
 DYNA

 SOFTAIL
 TOURING

478 CONTROLS

Hand & Foot Controls Collection

ENDGAME COLLECTION - BLACK

Push your custom style to the edge. The Endgame collection is defined by its slotted design and high-tech, industrial look. The intense black rubber and matte black finish gives you a powerful new way to highlight your high-performance machine.

A. ENDGAME COLLECTION HAND GRIPS – BLACK ANODIZED

Featuring raised black rubber inserts with a black surround, these 1.5" diameter grips deliver superior control and tough industrial styling. Easy-to-install glueless design allows you to remove grips for service without damage.

56100394

Fits '20-later LiveWire®, '16-'17 Dyna® FXDLS and '16-later Softail® models, '14-'15 FLSTNSE, '11-'12 FLSTSE, '13-'14 FXSBSE, and '08-later Touring (except '18-later FLTRXSE) and Trike models.

B. ENDGAME COLLECTION FOOTPEGS – BLACK ANODIZED

Finish off the high-tech, industrial look with Endgame Footpegs. Kit includes slotted left and right footpegs with raised diamond-tread rubber grips to help keep your foot firmly in place.

50501684 Rider.

Fits '18-later FL SB, FXBB, FXBBS, FXBR, FXBRS, FXLR and FXLRS models.

50501644 Passenger.

Fits passenger position on '20-later LiveWire® and '18-later Softail models.

50501716

Fits models with H-D® male mount style footpeg supports (except the rider position on '15-later XG, '07-'10 XL883L, '07-'22 XL883N, XL1200N, XL1200V and XL1200X, '11-'22 XL1200C and XL1200T, '18-'22 XL1200NS and XL1200XS, '08-'13 XR and '08-'17 FXCW, FXCWC, FXS, FXSB, FXSBSE and FXSE and the rider and passenger position on '18-later Softail models).

C. ENDGAME COLLECTION RIDER FOOTBOARDS – BLACK ANODIZED

With their slotted design, these Endgame Footboards add a custom industrial look to your ride. These footboards feature four raised rubber pads for superior grip and Harley-Davidson script for added style. Kit includes left and right footboards

50501679

Fits '18-later FL Softail models equipped with rider footboards.

50501680

Fits '09-later Touring models.



A. ENDGAME COLLECTION HAND GRIPS – BLACK ANODIZED



B. ENDGAME COLLECTION FOOTPEGS – BLACK ANODIZED



B. ENDGAME COLLECTION FOOTPEGS – BLACK ANODIZED



B. ENDGAME COLLECTION FOOTPEGS – BLACK ANODIZED



B. ENDGAME COLLECTION FOOTPEGS – BLACK ANODIZED



C. ENDGAME COLLECTION RIDER FOOTBOARDS – BLACK ANODIZED



C. ENDGAME COLLECTION RIDER FOOTBOARDS – BLACK ANODIZED



D. ENDGAME COLLECTION BRAKE PEDAL PAD – BLACK ANODIZED



D. ENDGAME COLLECTION BRAKE PEDAL PAD – BLACK ANODIZED



E. ENDGAME COLLECTION BRAKE LEVER – BLACK ANODIZED (SHOWN WITH ENDGAME COLLECTION BRAKE PEDAL PAD)



E. ENDGAME COLLECTION BRAKE LEVER – BLACK



F. ENDGAME COLLECTION SHIFTER PEG – BLACK



G. ENDGAME COLLECTION SHIFT LEVER – BLACK ANODIZED (SHOWN WITH ENDGAME COLLECTION SHIFTER PEG)

CONTROLS 479

Hand & Foot Controls Collection

D. ENDGAME COLLECTION BRAKE PEDAL PAD – BLACK ANODIZED

Showcasing a slotted design and black finish, these easy-to-install brake pedal pads complement the Endgame Collection controls to give your ride a custom industrial look.

50600401

Fits '18-later FL SL, FLDE, FLFB, FLFBS, FLHC, and FLHCS models equipped with Endgame Brake Lever P/N 41600299 or 41600298 and '14-later Touring models equipped with Endgame Brake Lever P/N 41600305 or P/N 41600304.

E. ENDGAME COLLECTION BRAKE LEVER – BLACK

Styled to complement the Endgame Collection controls, this Rear Brake Lever features a slotted design that will give your performance bike an industrial look.

41600299

Fits '18-later FL Softail® models equipped with Footboards.

41600305

Fits '14-later Touring and Trike models.

F. ENDGAME COLLECTION SHIFTER PEG – BLACK ANODIZED

With its slotted design, this easy-to-install shifter peg complements the high-tech, industrial look of the Endgame Collection footpegs and footboards.

33600303

Fits '86-later FL Softail®, '88-later Touring and '08-later Trike models equipped with Endgame Collection Shift Levers.

G. ENDGAME COLLECTION SHIFT LEVER – BLACK ANODIZED

Styled to complement the Endgame Collection controls, this Shift Lever features a slotted design that will give your bike a high-tech, industrial look.

33600301

Fits '86-later FL Softail®, '88-later Touring and '08-later Trike models.

Model Family Fitment:

- V-ROD
- SPORTSTER
- DYNA
- SOFTAIL
- TOURING

480 CONTROLS

Hand & Foot Controls Collection

DOMINION™ COLLECTION – BLACK

Express your bold, renegade attitude. The Dominion™ Collection Rider and Passenger Controls let you set your own styling direction. Crafted from aluminum, these hand and foot controls feature a rugged machined surface and the foot controls allow for interchangeable inserts in brushed black, bronze powder-coated, brushed aluminum or brushed orange anodized inserts (sold separately) that allow you to create your own unique look.

A. DOMINION COLLECTION HAND GRIPS – BLACK

56100232
Fits '02-'17 VRSC™, '96-'22 XL, '08-'13 XR, '91-'17 Dyna® (except FXDLS), '96-'15 Softail® (except FLSTNSE, FXSBSE and '11-'12 FLSTSE) and '96-'07 Touring models.

56100231
Fits '20-later LiveWire®, '16-'17 Dyna FXDLS and '16-later Softail models, '11-'12 FLSTSE, '14-'15 FLSTNSE, '13-'14 FXSBSE, '16-'17 FXSE and '08-later Touring (except '18-'19 FLTRXSE) and Trike models.

B. DOMINION COLLECTION RIDER FOOTBOARD KIT – BLACK

50500869 Rider.
Fits '18-later FL Softail models equipped with rider footboards.

C. DOMINION COLLECTION BRAKE PEDAL PADS – BLACK

50600267 Small.
Fits '18-later FL SB, FXBR and FXBRS models. Also fits '18-later Softail models equipped with Billet Style Rear Brake Lever for Forward Controls P/N 41600218, 41600219 and 41600220.

50600266 Large.
Fits '18-later FL Softail models equipped with rider footboards.

50600346 Large.
Fits '12-'16 FLD, '86-'17 FL Softail and '80-later Touring and Trike models.

D. DOMINION COLLECTION FOOTPEGS – BLACK

50500947 With Removable Wear Peg.
Fits models with H-D® male mount-style footpeg supports (except rider position on '17-later XG750A, '07-'10 XL883L, '07-'22 XL883N, XL1200N, XL1200V and XL1200X, '11-'22 XL1200C and XL1200T, '18-'22 XL1200NS and XL1200XS, '08-'13 XR and '08-'17 FXCW, FXCWC, FXS, FXSB, FXSE and FXSBSE models and the rider and passenger position on '18-later Softail models).

50500870 Rider.
Fits rider position on '20-later LiveWire, '18-later FXFB, FXFBS, and '19-later FXDRS models.

50500871 Rider.
Fits rider position on '18-later FL SB, FXBB, FXBBS, FXBR, FXBRS, FXLR, FXLRS and FXST models. Also fits '18 later FLDE, FLHC, FLHCS, FLSL, FLFB and FLFBS models equipped with Footboard To Footpeg Conversion Kit P/N 50501640 and '09-later Touring models equipped with Board-To-Peg Conversion Kit P/N 50501642.

50501558 Passenger.
Fits models in passenger and highway peg positions. Does not fit the rider and passenger position for '18-later Softail models.

50500992 Passenger.
Fits passenger position on '21-later Pan America®, '20-later LiveWire and '18-later Softail models.

E. DOMINION COLLECTION SHIFTER PEG – BLACK

33600180
Fits all models (except '06-'17 VRSC™ models with forward controls and '08-'13 XR models).



A. DOMINION HAND GRIPS – BLACK



F. DOMINION HAND GRIPS – BRONZE



B. DOMINION RIDER FOOTBOARD – BLACK (SHOWN WITH LARGE BRAKE PEDAL PAD)



C. DOMINION BRAKE PEDAL PADS – BLACK



G. DOMINION RIDER FOOTBOARD – BRONZE (SHOWN WITH LARGE BRAKE PEDAL PAD)



H. DOMINION BRAKE PEDAL PADS – BRONZE



D. DOMINION FOOTPEGS – BLACK (50500870 SHOWN)



D. DOMINION FOOTPEGS – BLACK (50500871 SHOWN)



I. DOMINION FOOTPEGS – BRONZE (50500873 SHOWN)



I. DOMINION FOOTPEGS – BRONZE (50500874 SHOWN)



D. DOMINION FOOTPEGS – BLACK (50500992 SHOWN)



E. DOMINION SHIFTER PEG – BLACK



I. DOMINION FOOTPEGS – BRONZE (50500993 SHOWN)



J. DOMINION SHIFTER PEG – BRONZE

CONTROLS 481

Hand & Foot Controls Collection

DOMINION™ COLLECTION – BRONZE

Express your bold, renegade attitude. The Dominion™ Collection Rider and Passenger Controls let you set your own styling direction. Crafted from aluminum, these hand and foot controls feature a rugged machined surface and the foot controls allow for interchangeable inserts in brushed black, bronze powder-coated, brushed aluminum or brushed orange anodized inserts (sold separately) that allow you to create your own unique look.

F. DOMINION COLLECTION HAND GRIPS – BRONZE

56100235
Fits '02-'17 VRSC™, '96-'22 XL, '08-'13 XR, '91-'17 Dyna® (except FXDLS), '96-'15 Softail® (except FLSTNSE, FXSBSE and '11-'12 FLSTSE) and '96-'07 Touring models.

56100234
Fits '20-later LiveWire®, '16-'17 Dyna FXDLS and '16-later Softail models, '11-'12 FLSTSE, '14-'15 FLSTNSE, '13-'14 FXSBSE, '16-'17 FXSE and '08-later Touring (except '18-'19 FLTRXSE) and Trike models.

G. DOMINION COLLECTION RIDER FOOTBOARD KIT – BRONZE

50500872 Rider.
Fits '18-later FL Softail models equipped with rider footboards.

50501295A Rider.
Fits '12-'16 FLD, '00-'17 FL Softail, '00-later Touring (except FLHTCUL and FLHTKL), and '09-later Trike models.

H. DOMINION COLLECTION BRAKE PEDAL PADS – BRONZE

50600269 Small.
Fits '18-later FL SB, FXBR and FXBRS models. Also fits '18-later Softail models equipped with Billet Style Rear Brake Lever for Forward Controls P/N 41600218, 41600219 and 41600220.

50600268 Large.
Fits '18-later FL Softail models equipped with rider footboards.

50600347 Large.
Fits '12-'16 FLD, '86-'17 FL Softail and '80-later Touring and Trike models.

I. DOMINION COLLECTION FOOTPEGS – BRONZE

50500949 With Removable Wear Peg.
Fits models with H-D® male mount-style footpeg supports (except rider position on '17-later XG750A, '07-'10 XL883L, '07-'22 XL883N, XL1200N, XL1200V and XL1200X, '11-'22 XL1200C and XL1200T, '18-'22 XL1200NS and XL1200XS, '08-'13 XR and '08-'17 FXCW, FXCWC, FXS, FXSB, FXSE and FXSBSE models and the rider and passenger position on '18-later Softail models).

50500873 Rider.
Fits rider position on '20-later LiveWire, '18-later FXFB, FXFBS, and '19-later FXDRS models.

50500874 Rider.
Fits rider position on '18-later FL SB, FXBB, FXBBS, FXBR, FXBRS, FXLR, FXLRS and FXST models. Also fits '18 later FLDE, FLHC, FLHCS, FLSL, FLFB and FLFBS models equipped with Footboard To Footpeg Conversion Kit P/N 50501640 and '09-later Touring models equipped with Board-To-Peg Conversion Kit P/N 50501642.

50501559 Passenger.
Fits models in passenger and highway peg positions. Does not fit the rider and passenger position for '18-later Softail models.

50500993 Passenger.
Fits passenger position on '21-later Pan America®, '20-later LiveWire and '18-later Softail models.

J. DOMINION COLLECTION SHIFTER PEG – BRONZE

33600214
Fits all models (except '06-'17 VRSC™ models with forward controls and '08-'13 XR models).

Model Family Fitment:

- V-ROD
- SPORTSTER
- DYNA
- SOFTAIL
- TOURING

482 CONTROLS

Hand & Foot Controls Collection

DOMINION™ COLLECTION FOOT CONTROL INSERTS

Make your bike a true custom of one. The Dominion™ Inserts allow you to customize and personalize Dominion Collection accessories, so your bike is truly one of a kind.

A. DOMINION COLLECTION FOOTPEG TRIM PIECE

Fits Dominion Footpegs. Sold in sets of 2.

50500937 Brushed Black.

50500938 Bronze.

50500939 Brushed Orange.

50500940 Brushed Aluminum.

B. DOMINION COLLECTION SHIFTER PEG TRIM PIECE

Fits Dominion Shifter Pegs P/N 33600180 and 33600214.

33600215 Brushed Black.

33600216 Bronze.

33600217 Brushed Orange.

33600218 Brushed Aluminum.

C. DOMINION COLLECTION BRAKE PEDAL TRIM PIECE

Fits Dominion Large Brake Pedal Pads P/Ns 50600266 and 50600268.

50600290 Brushed Black.

50600291 Bronze.

50600292 Brushed Orange.

50600293 Brushed Aluminum.

Fits Dominion Large Brake Pedal Pads P/Ns 50600346 and 50600347.

50600365 Brushed Black.

50600366 Bronze.

50600368 Brushed Orange.

50600367 Brushed Aluminum.

Fits Dominion Small Brake Pedal Pads P/Ns 50600267 and 50600269.

50600294 Brushed Black.

50600295 Bronze.

50600296 Brushed Orange.

50600297 Brushed Aluminum.



A. DOMINION FOOTPEG TRIM (ORANGE SHOWN)



A. DOMINION FOOTPEG TRIM



B. DOMINION SHIFTER PEG TRIM (BRUSHED ALUMINUM SHOWN)



B. DOMINION SHIFTER PEG TRIM



C. DOMINION BRAKE PEDAL TRIM (BLACK SHOWN)



C. DOMINION BRAKE PEDAL TRIM



D. VOLTAIC HAND GRIPS



E. VOLTAIC RIDER FOOTPEGS



E. VOLTAIC PASSENGER FOOTPEGS



F. HARLEY-DAVIDSON® BY RIZOMA - HAND GRIPS



G. HARLEY-DAVIDSON® BY RIZOMA - FOOTPEGS

CONTROLS 483

Hand & Foot Controls Collection

D. VOLTAIC™ HAND GRIPS

These sleek, premium hand grips feature high-quality rubber and metal construction to provide excellent grip for comfortable, confident riding. Designed to complement the lines of your motorcycle, the Voltaic™ Grips enhance the overall style of your bike with a look that's light, fast and agile.

56100330

Fits '20-later LiveWire® (except Europe, India, China, and Vietnam markets), '16-'17 Dyna® FXDLS and '16-later Softail® models, '11-'12 FLSTSE, '14-'15 FLSTNSE, '13-'14 FXSBSE, '16-'17 FXSE and '08-later Touring (except '18-'19 FLTRXSE) and Trike models.

E. VOLTAIC FOOTPEGS

Sleek and streamlined with an aggressive wedge shape, the Voltaic Footpegs are designed to complement the lines of your motorcycle. These gloss black and chrome accented Footpegs feature lightweight and durable aluminum construction while the solid rubber tread helps keep your feet firmly in place, so you're always ready to hit the throttle and work your way through tight urban riding environments.

50501197

Rider. Fits rider position on '20-later LiveWire, '18-later FXFB, FXFBS, and '19-'20 FXDRS models.

50501510

Passenger. Fits passenger position on '20-later LiveWire and '18-later Softail models.

HARLEY-DAVIDSON® BY RIZOMA

Precision craftsmanship and unmistakable style define this collaborative collection from Harley-Davidson and Rizoma. Lasered H-D and Rizoma logos on a subdued black on black finish display minimal branding that lets the machined texture and performance aesthetic take the lead. This sleek collection of billet aluminum accessories is the first co-branded collection of its kind designed exclusively for H-D® motorcycle riders.

F. HARLEY-DAVIDSON® BY RIZOMA – HAND GRIPS

Harley-Davidson by Rizoma handgrips are 1.44 inches in diameter and feature a textured rubber grip to inspire confidence in handling while riding.

56100479

Fits '20-later LiveWire®, '16-'17 Dyna® FXDLS and '16-later Softail® models, '11-'12 FLSTSE, '14-'15 FLSTNSE, '13-'14 FXSBSE, '16-'17 FXSE and '08-later Touring (except '18-later FLTRXSE) and Trike models.

G. HARLEY-DAVIDSON® BY RIZOMA – FOOTPEGS

A bright, machined surface on Harley-Davidson by Rizoma footpegs offers the passenger a level of confidence in boot grip while adding a striking element of contrast to a dark-finished style.

50502158

Rider. Fits rider position on '20-later LiveWire, '18-late FXFB, FXFBS, and '19-'20 FXDRS models.

50502159

Passenger. Fits passenger position on '20-later LiveWire and '18-later Softail models.

Model Family Fitment:

- V-ROD
- SPORTSTER
- DYNA
- SOFTAIL
- TOURING

CONTROLS

484 CONTROLS

Hand & Foot Controls Collection

A. WILLIE G SKULL HAND GRIPS – BLACK

Contrasting the sinister Willie G Skull logo surrounded by Harley-Davidson script, the raised rubber pads add positive grip and comfort for the long haul. Easy to install, these grips feature a glueless design that allows removal without damage.

56100364

Fits '02-'17 VRSC™, '96-'22 XL '08-'13 XR, '91-'17 Dyna® (except FXDLS), '96-'15 Softail® (except FLSTNSE, FXSBSE and '11-'12 FLSTSE) and '96-'07 Touring models.

56100361

Fits '20-later LiveWire®, '16-'17 Dyna FXDLS and '16-later Softail models, '11-'12 FLSTSE, '14-'15 FLSTNSE, '13-'14 FXSBSE, '16-'17 FXSE and '08-later Touring (except '18-'19 FLTRXSE) and Trike models.



A. WILLIE G SKULL HAND GRIPS – BLACK

B. WILLIE G SKULL BRAKE PEDAL PADS – BLACK

Available in two sizes to fit most Harley-Davidson® motorcycles, these easy-to-install brake pedal pads feature rich black rubber for grip and traction and they complement Willie G Skull Collection Footpegs and Footboard Inserts for a complete look.

50600342 Small.

Fits '15-'20 XG models (except XG750A), '14-'22 XL models with Extended Reach Forward Control Kit P/N 50700030, '93-'17 Dyna models with forward controls, and '84-'17 FX Softail models (except FXSTDSE).

50600344 Small.

Fits '18-later FXBR, FXBRS and FL5B models. Also fits '18-later Softail models equipped with Billet Style Rear Brake Lever for Forward Controls P/N 41600218, 41600219 and 41600220.

50600343 Large.

Fits '12-'16 FLD, '86-'17 FL Softail and '80-later Touring and Trike models.

50600345 Large.

Fits '18-later FL Softail models equipped with rider footboards.



A. WILLIE G SKULL BRAKE PEDAL PADS – BLACK

C. WILLIE G SKULL FOOTPEGS – BLACK

Styled to complement Willie G Skull Accessory items, these obsidian black Footpegs feature a raised Willie G Skull and Harley-Davidson Motorcycles script surrounded by rich black rubber for grip and traction. Footpeg rotation is adjustable for position, so your feet ride on the rubber treads whether used as a rider, passenger or highway peg. Kit includes left and right peg.

50501288 Black.

Fits models with H-D® male mount-style footpeg supports (except the rider position on '15-later XG, '07-'10 XL883L, '07-'22 XL883N, XL1200N, XL1200T, XL1200V and XL1200X, '11-'22 XL1200C, '16-'22 XL1200CX, '17-'22 XL1200CP and XL1200CA, '08-'13 XR and '08-'17 FXCW, FXCWC, FXS, FXSB, FXSBSE and FXSE and the rider and passenger position on '18-later Softail models).

50501281 Rider Footpegs.

Fits '18-later FL5B, FXBB, FXBBS, FXBR, FXBRS, FXLR, FXLRS and FXST models. Also fits '18 later FLDE, FLHC, FLHCS, FL5L, FL5B and FL5BS models equipped with Footboard To Footpeg Conversion Kit P/N 50501640 and '09-later Touring models equipped with Board-To-Peg Conversion Kit P/N 50501642.

50501282 Passenger Footpegs.

Fits passenger position on '20-later LiveWire® and '18-later Softail models.



B. WILLIE G SKULL BRAKE PEDAL PADS – BLACK



C. WILLIE G SKULL FOOTPEGS – BLACK (50501288 SHOWN)



C. WILLIE G SKULL FOOTPEGS – BLACK (50501281 SHOWN)



C. WILLIE G SKULL FOOTPEGS – BLACK (50501282 SHOWN)



D. WILLIE G SKULL SHIFTER PEG – BLACK



E. WILLIE G SKULL RIDER FOOTBOARD INSERTS – BLACK, TRADITIONAL STYLE



E. WILLIE G SKULL RIDER FOOTBOARD INSERTS – BLACK, CONTEMPORARY STYLE



E. WILLIE G SKULL PASSENGER FOOTBOARD INSERTS – BLACK, CLASSIC STYLE



E. WILLIE G SKULL RIDER FOOTBOARD INSERTS – BLACK, SWEEP WING STYLE



E. WILLIE G SKULL RIDER FOOTBOARD INSERTS – BLACK, CLASSIC STYLE



E. WILLIE G SKULL PASSENGER FOOTBOARD INSERTS – BLACK, TRADITIONAL STYLE



E. WILLIE G SKULL PASSENGER FOOTBOARD INSERTS – BLACK, CONTEMPORARY STYLE

CONTROLS 485

Hand & Foot Controls Collection

D. WILLIE G SKULL SHIFTER PEG – BLACK

Styled to complement the Willie G Skull Collection Foot Controls, this easy-to-install shifter peg can be rotated to a comfortable position and the smooth back protects the toe of your boot from wear while shifting.

33600258

Fits all models (except '06-'17 VRSC™ models with forward controls and '08-'13 XR).

E. WILLIE G SKULL FOOTBOARD INSERTS – BLACK

Drenched in black and styled to match the Willie G Skull Collection Accessories, these footboard inserts retain the cast-in vibration isolation found on Original Equipment footboards. The over-molded rubber provides both comfort and traction while riding. Kit includes right and left insert.

50501286 Rider – Swept Wing Style.

Fits '12-'16 FLD and '86-'17 Softail®, '86-later Touring and Trike models equipped with Swept Wing rider footboards.

50501287 Rider – Traditional Style.

Fits models with traditional style rider footboards. Does not fit '18-later Softail models.

50501284 Rider – Classic Style.

Fits '18-later FL Softail models equipped with classic style rider footboards.

50501283 Rider – Contemporary Style.

Fits '18-later FL Softail models equipped with contemporary style rider footboards.

50501285 Passenger – Traditional Style.

Fits models equipped with traditional-style passenger footboards. Does not fit '18-later Softail models.

50501289 Passenger – Classic Style.

Fits models with classic-style passenger footboards.

50501290 Passenger – Contemporary Style.

Fits models with contemporary-style passenger footboards.

Model Family Fitment:

- V-ROD
- SPORTSTER
- DYNA
- SOFTAIL
- TOURING

486 CONTROLS

Hand & Foot Controls Collection

WILLIE G SKULL COLLECTION – CHROME

The deep black rubber pads are set against a brilliant polished and chrome-plated field to yield the dramatic appearance of the Skull Collection.

A. WILLIE G SKULL HAND GRIPS – CHROME

Contrasting the chrome sinister skull logo surrounded by Harley-Davidson script, the raised rubber pads add positive grip and comfort for the long haul. Easy to install, these grips feature a glueless design that allows removal without damage.

Fits '02-'17 VRSC™, '96-'22 XL '08-'13 XR, '91-'17 Dyna® (except FXDLS), '96-'15 Softail® (except FLSTNSE, FXSBSE and '11-'12 FLSTSE) and '96-'07 Touring models.

56751-04 Small 1.3" Diameter.

56740-04 Medium 1.5" Diameter.

56741-04 Large 1.6" Diameter.

Fits '20-later LiveWire®, '16-'17 Dyna FXDLS and '16-later Softail models, '11-'12 FLSTSE, '14-'15 FLSTNSE, '13-'14 FXSBSE, '16-'17 FXSE and '08-later Touring (except '18-'19 FLTRXSE) and Trike models.

56740-08 Medium 1.5" Diameter.

B. WILLIE G SKULL BRAKE PEDAL PADS – CHROME

Available in two sizes to fit most Harley-Davidson® motorcycles, these easy-to-install brake pedal pads complement Willie G Collection pegs and footboard inserts for a complete look.

42710-04 Small.

Fits '15-'20 XG models (except XG750A), '14-'22 XL models with Extended Reach Forward Control Kit P/N 50700030, '93-'17 Dyna models with forward controls, and '84-'17 FX Softail models (except FXSTDSE).

50600313 Small.

Fits '18-later FXBR, FXBRS and FLSB models. Also fits '18-later Softail models equipped with Billet Style Rear Brake Lever for Forward Controls P/N 41600218, 41600219 and 41600220.

42711-04 Large.

Fits '12-'16 FLD, '86-'17 FL Softail and '80-later Touring and Trike models.

50600311 Large.

Fits '18-later FL Softail models equipped with rider footboards.

C. WILLIE G SKULL FOOTPEGS – CHROME

Footpeg rotation is adjustable for position, so your feet ride on the rubber treads whether used as a rider, passenger or high-way peg. Kit includes left and right peg.

50370-04

Fits models with H-D® male mount-style footpeg supports (except the rider position on '15-later XG, '07-'10 XL883L, '07-'22 XL883N, XL1200N, XL1200T, XL1200V and XL1200X, '11-'22 XL1200C, '16-'22 XL1200CX, '17-'22 XL1200CP and XL1200CA, '18-'22 XL1200NS and XL1200XS, '08-'13 XR and '08-'17 FXCW, FXCWC, FXS, FXSB, FXSBSE and FXSE and the rider and passenger position on '18-later Softail models).

50500856 Rider Footpegs.

Fits '18-later FLSB, FXBB, FXBBS, FXBR, FXBRS, FXLR, FXLRS and FXST models. Also fits '18 later FLDE, FLHC, FLHCS, FLSL, FLFB and FLFB models equipped with Board-To-Peg Conversion Kit P/N 50501640 and '09-later Touring models equipped with Board-To-Peg Conversion Kit P/N 50501642.

50500858 Passenger Footpegs.

Fits passenger position on '20-later LiveWire® and '18-later Softail models.



A. WILLIE G SKULL HAND GRIPS – CHROME



A. WILLIE G SKULL BRAKE PEDAL PADS – CHROME



WILLIE G SKULL COLLECTION FOOT CONTROLS – CHROME



B. WILLIE G SKULL BRAKE PEDAL PADS – CHROME



C. WILLIE G SKULL FOOTPEGS – CHROME (50370-04 SHOWN)



C. WILLIE G SKULL RIDER FOOTPEGS – CHROME (50500856 SHOWN)



C. WILLIE G SKULL PASSENGER FOOTPEGS – CHROME (50500858 SHOWN)



D. WILLIE G SKULL SHIFTER PEG – CHROME



E. WILLIE G SKULL RIDER FOOTBOARD INSERTS, CHROME – TRADITIONAL STYLE



E. WILLIE G SKULL RIDER FOOTBOARD INSERTS, CHROME – CONTEMPORARY STYLE



E. WILLIE G SKULL PASSENGER FOOTBOARD INSERTS, CHROME – CLASSIC STYLE



E. WILLIE G SKULL RIDER FOOTBOARD INSERTS, CHROME – SWEEP WING STYLE



E. WILLIE G SKULL RIDER FOOTBOARD INSERTS, CHROME – CLASSIC STYLE



E. WILLIE G SKULL PASSENGER FOOTBOARD INSERTS, CHROME – TRADITIONAL STYLE



E. WILLIE G SKULL PASSENGER FOOTBOARD INSERTS, CHROME – CONTEMPORARY STYLE

CONTROLS 487

Hand & Foot Controls Collection

D. WILLIE G SKULL SHIFTER PEG – CHROME

This easy-to-install shifter peg can be rotated to a comfortable position and the smooth back protects the toe of your boot from wear while shifting.

34689-04

Fits all models (except '06-'17 VRSC™ models with forward controls and '08-'13 XR).

E. WILLIE G SKULL FOOTBOARD INSERTS – CHROME

Easy-to-install footboard kits retain the Original Equipment cast-in vibration isolation for a fatigue-free ride. Kit includes left and right insert.

50704-04 Rider – Swept Wing Style.

Fits '12-'16 FLD and '86-'17 Softail®, '86-later Touring and Trike models equipped with Swept Wing-style rider footboards.

50710-04 Rider – Traditional Style.

Fits models with traditional-style rider footboards. Does not fit '18-later Softail models.

50500722 Rider – Classic Style.

Fits '18-later FL Softail models equipped with classic style rider footboards.

50500718 Rider – Contemporary Style.

Fits models with traditional-style rider footboards.

50713-04 Passenger – Traditional Style.

Fits models equipped with traditional-style passenger footboards.

50501142 Passenger – Classic Style.

Fits models with classic-style passenger footboards.

50501145 Passenger – Contemporary Style.

Fits models with contemporary-style passenger footboards.

Model Family Fitment:

- V-ROD
- SPORTSTER
- DYNA
- SOFTAIL
- TOURING

488 CONTROLS

Hand & Foot Controls Collection

KAHUNA™ COLLECTION HAND AND FOOT CONTROLS – GLOSS BLACK

Understated but powerful, the Kahuna™ Collection Controls feature a gloss black surfaces surrounded by rich, black rubber that provides grip and traction where needed. These gloss black controls are styled to complement other Kahuna Collection Accessories and the Hand Grips and Rider Footboards also feature a rich red Bar & Shield logo.

A. KAHUNA HAND GRIPS – GLOSS BLACK

56100332
Fits '20-later LiveWire®, '16-'17 Dyna® FXDLS and '16-later Softail® models, '11-'12 FLSTSE, '14-'15 FLSTNSE, '13-'14 FXSBSE, '16-'17 FXSE and '08-later Touring (except '18-'19 FLTRXSE) and Trike models.



A. KAHUNA HAND GRIPS – GLOSS BLACK

B. KAHUNA FOOTPEGS – GLOSS BLACK


50501225
Fits rider position: '02-'17 VRSC™ models with forward controls (except VRSCDX and VRSCF), '15-'20 XG models (except XG750A), '06-earlier XL, '07-'10 XL883, XL883C, XL883R, XL1200C and XL1200R, '07-'11 XL1200L, '91-'17 Dyna® (except FLD), and '84-'17 Softail models with forward controls (except FXCW, FXCWC, FXS, FXSB or FXBSE). Fits passenger position: all models with H-D® male-mount passenger peg mounts (except '06-earlier VRSC, '03-earlier XL, '05-earlier Dyna and Softail models equipped with Shotgun exhaust). '84-'17 Softail models require separate purchase of Support Kit P/N 50454-09. Does not fit passenger position on '18-later Softail models. Fits highway peg position: all models with frame-mount or engine guard-mount highway pegs (except Whiskers Adjustable Highway Bar P/N 50855-09 and 50865-09).



B. KAHUNA FOOTPEGS – GLOSS BLACK

C. KAHUNA SHIFTER PEG – GLOSS BLACK

33600257
Fits all models (except '06-'17 VRSC models with forward controls and '08-'13 XR models).



C. KAHUNA SHIFTER PEG – GLOSS BLACK

D. KAHUNA BRAKE PEDAL PAD – GLOSS BLACK

50600341 Large.
Fits '12-'16 FLD, '86-'17 FL Softail and '80-later Touring and Trike models.



B./C. KAHUNA FOOTPEG AND SHIFTER PEG – GLOSS BLACK

E. KAHUNA FOOTBOARD KITS – GLOSS BLACK

50501227 Rider.
Fits '12-'16 FLD, '86-'17 FL Softail (except FLS, FLSS, FLSTFB, FLSTFBS and FXSE), '86-later Touring (except FLHTCUL and FLHTKL) and '08-later Trike models.

50501228 Passenger.
Fits '06-'17 Dyna, '00-later Softail (except FXDRS, FXFB and FXFBS) and '86-later Touring models equipped with passenger footboard supports. Does not fit Trike models.



D. KAHUNA BRAKE PEDAL PAD – GLOSS BLACK



D. KAHUNA RIDER FOOTBOARDS KIT – GLOSS BLACK



E. KAHUNA PASSENGER FOOTBOARD KIT – GLOSS BLACK



F. KAHUNA HAND GRIPS – CHROME



G. KAHUNA FOOTPEGS – CHROME



G./H. KAHUNA FOOTPEG AND SHIFTER PEG – CHROME



H. KAHUNA SHIFTER PEG – CHROME



I. KAHUNA BRAKE PEDAL PAD – CHROME



J. KAHUNA RIDER FOOTBOARDS KIT – CHROME



J. KAHUNA PASSENGER FOOTBOARD KIT – CHROME

CONTROLS 489

Hand & Foot Controls Collection

KAHUNA™ COLLECTION HAND AND FOOT CONTROLS – CHROME

Understated but powerful, the Kahuna™ Collection Controls feature a mirror-like chrome surface surrounded by rich, black rubber that provides grip and traction where needed. These chrome controls are styled to complement other Kahuna Collection Accessories and the Hand Grips and Rider Footboards also feature a rich red Bar & Shield logo.

F. KAHUNA HAND GRIPS – CHROME

56100319
Fits '20-later LiveWire®, '16-'17 Dyna® FXDLS and '16-later Softail® models, '11-'12 FLSTSE, '14-'15 FLSTNSE, '13-'14 FXSBSE, '16-'17 FXSE and '08-later Touring (except '18-'19 FLTRXSE) and Trike models.

G. KAHUNA FOOTPEGS – CHROME

50501148
Fits rider position: '02-'17 VRSC™ models with forward controls (except VRSCDX and VRSCF), '15-'20 XG models (except XG750A), '06-earlier XL, '07-'10 XL883, XL883C, XL883R, XL1200C and XL1200R, '07-'11 XL1200L, '91-'17 Dyna® (except FLD), and '84-'17 Softail models with forward controls (except FXCW, FXCWC, FXS, FXSB or FXBSE). Fits passenger position: all models with H-D® male-mount passenger peg mounts (except '06-earlier VRSC, '03-earlier XL, '05-earlier Dyna and Softail models equipped with Shotgun exhaust). '84-'17 Softail models require separate purchase of Support Kit P/N 50454-09. Does not fit passenger position on '18-later Softail models. Fits highway peg position: all models with frame-mount or engine guard-mount highway pegs (except Whiskers Adjustable Highway Bar P/N 50855-09 and 50865-09).

H. KAHUNA SHIFTER PEG – CHROME

33600256
Fits all models (except '06-'17 VRSC models with forward controls and '08-'13 XR models).

I. KAHUNA BRAKE PEDAL PAD – CHROME

50600340 Large.
Fits '12-'16 FLD, '86-'17 FL Softail and '80-later Touring and Trike models.

J. KAHUNA FOOTBOARD KITS – CHROME

50501150 Rider.
Fits '12-'16 FLD, '86-'17 FL Softail (except FLS, FLSS, FLSTFB, FLSTFBS and FXSE), '86-later Touring (except FLHTCUL and FLHTKL) and '08-later Trike models.

50501151 Passenger.
Fits '06-'17 Dyna, '00-later Softail (except FXDRS, FXFB and FXFBS) and '86-later Touring models equipped with passenger footboard supports. Does not fit Trike models.

Model Family Fitment:

- V-ROD
- SPORTSTER
- DYNA
- SOFTAIL
- TOURING

490 CONTROLS

Hand & Foot Controls Collection

AIRFLOW COLLECTION – GLOSS BLACK

Defined by a sleek surround, the deep hockey-stick groove and the smooth rubber traction strips, this delta wing-inspired collection is the perfect match for your high-profile street machine. The rich black high-grip surfaces are divided by a deep channel that draws your eye from the leading to the trailing edge.

A. AIRFLOW HAND GRIPS – GLOSS BLACK

Wrap your fingers around the gloss black ridge for a sweet tactile feel. These grips combine a traction-grip crosshatch rubber surface with a comfortable 1.6" diameter for excellent control in wet or dry weather. The easy-to-install glueless design allows you to remove the grips for service without damage.

56100218

Fits '20-later LiveWire®, '16-'17 Dyna® FXDLs and '16-later Softail® models, '11-'12 FLSTSE, '14-'15 FLSTNSE, '13-'14 FXSBSE, '16-'17 FXSE and '08-later Touring (except '18-'19 FLTRXSE) and Trike models.

56100356

Fits '02-'17 VRSC™, '96-'22 XL, '08-'13 XR, '96-'17 Dyna (except FXDLs), '95-'15 Softail (except FLSTNSE, FLSTSE and FXSBSE and '11-'12 FLSTSE) '96-'07 Touring models.

B. AIRFLOW FOOTPEGS – GLOSS BLACK

These footpegs are adjustable for position and feature a rectangular shape and a raised rubber surface for foot support and traction whether used as a rider, passenger or highway peg.

50500717

Fits models with H-D® male mount-style footpeg supports (except the rider position on '17-later XG750A, '07-'10 XL883L, '07-'22 XL883N, XL1200N, XL1200V and XL1200X, '11-'22 XL1200C and XL1200T, '18-'22 XL1200NS and XL1200XS, '08-'13 XR, and '08-'17 FXCW, FXCWC, FXS, FXSB, FXSBSE and FXSE and the rider and passenger position on '18-later Softail models).

C. AIRFLOW SHIFTER PEG – GLOSS BLACK

This simple-to-install Shifter Peg complements the sweeping design of the Airflow Collection footpegs and footboards. Rotation is adjustable for comfortable shifting, and the rubber back protects the top of your boot while downshifting.

33600154

Fits all models (except '06-'17 VRSC models with forward controls, '17-'20 XG750A and '08-'13 XR).

D. AIRFLOW BRAKE PEDAL PAD – GLOSS BLACK

The Airflow Brake Pedal Pad features curving gloss black surrounding a deep black rubber pad, accented with a deep center groove. Easy to install, this brake pedal pad complements the Airflow Collection for a complete custom look.

50600232 Small.

Fits '15-'20 XG models (except XG750A), '14-'22 XL models with Extended Reach Forward Control Kit P/N 50700030, '93-'17 Dyna models with forward controls, and '84-'17 FX Softail models (except FXSTDSE).

50600338 Large.

Fits '12-'16 FLD, '86-'17 FL Softail and '80-later Touring and Trike models.

E. AIRFLOW FOOTBOARD KITS – GLOSS BLACK

Comfortable and stylish, these fighter-wing shaped footboards add an elegant finish to your ride. The complete kit includes gloss black delta wing-shaped footboard pans with vibration-isolated inserts for a fatigue-free ride. The black rubber pads feature a deep embossed Bar & Shield logo and rear-sweeping traction grooves.

50501265 Rider.

Fits '12-'16 FLD, '86-'17 FL Softail (except FLS, FLSS, FLSTFB, FLSTFBS and FXSE), '86-later Touring (except FLHTCUL and FLHTKL) and '08-later Trike models.

50501266 Passenger.

Fits '06-'17 Dyna, '18-later Softail (except FXDRS, FXFB and FXFBS) and '86-later Touring models equipped with passenger footboard supports. Does not fit Trike models.



A. AIRFLOW HAND GRIPS – GLOSS BLACK



B. AIRFLOW FOOTPEGS – GLOSS BLACK (SHOWN WITH SMALL AIRFLOW BRAKE PEDAL PAD)



B./C. AIRFLOW FOOTPEG & SHIFTER PEG – GLOSS BLACK



C. AIRFLOW SHIFTER PEG – GLOSS BLACK



D. AIRFLOW BRAKE PEDAL PAD – GLOSS BLACK



E. AIRFLOW RIDER FOOTBOARD KIT – GLOSS BLACK (SHOWN WITH LARGE AIRFLOW BRAKE PEDAL PAD)



E. AIRFLOW PASSENGER FOOTBOARD KIT – GLOSS BLACK



F. AIRFLOW HAND GRIPS – CHROME



G. AIRFLOW FOOTPEGS – CHROME (SHOWN WITH SMALL AIRFLOW BRAKE PEDAL PAD)



G./H. AIRFLOW FOOTPEG & SHIFTER PEG – CHROME



H. AIRFLOW SHIFTER PEG – CHROME



I. AIRFLOW BRAKE PEDAL PAD – CHROME



J. AIRFLOW RIDER FOOTBOARD KIT – CHROME (SHOWN WITH LARGE AIRFLOW BRAKE PEDAL PAD)



J. AIRFLOW PASSENGER FOOTBOARD KIT – CHROME

CONTROLS 491

Hand & Foot Controls Collection

AIRFLOW COLLECTION – CHROME

Defined by a brilliant chrome border and smooth rubber traction strips, this delta wing-inspired collection is the perfect match for your high-profile street machine. The rich black surfaces are divided by a deep mirror-finished groove that draws your eye from the leading to the trailing edge.

F. AIRFLOW HAND GRIPS – CHROME

Wrap your fingers around the chrome ridge for a sweet tactile feel. These grips combine a traction-grip crosshatch rubber surface with a comfortable 1.6" diameter for excellent control in wet or dry weather. The easy-to-install glueless design allows you to remove the grips for service without damage.

56100112

Fits '02-'17 VRSC™, '96-'22 XL, '08-'13 XR, '96-'17 Dyna® (except FXDLs), '95-'15 Softail® (except FLSTNSE, FLSTSE and FXSBSE and '11-'12 FLSTSE) '96-'07 Touring models.

56100108

Fits '20-later LiveWire®, '16-'17 Dyna FXDLs and '16-later Softail models, '11-'12 FLSTSE, '14-'15 FLSTNSE, '13-'14 FXSBSE, '16-'17 FXSE and '08-later Touring (except '18-'19 FLTRXSE) and Trike models.

G. AIRFLOW FOOTPEGS – CHROME

These footpegs are adjustable for position and feature a rectangular shape and a raised rubber surface for foot support and traction whether used as a rider, passenger or highway peg.

50500435

Fits models with H-D® male mount-style footpeg supports (except the rider position on '17-later XG750A, '07-'10 XL883L, '07-'22 XL883N, XL1200N, XL1200T, XL1200V and XL1200X, '11-'22 XL1200C, '16-'22 XL1200CX, '18-'22 XL1200NS and XL1200XS, '08-'13 XR and '08-'17 FXCW, FXCWC, FXS, FXSB, FXSBSE, FXSE and the rider and passenger position on '18-later Softail models).

H. AIRFLOW SHIFTER PEG – CHROME

This simple-to-install Shifter Peg complements the sweeping design of the Airflow Collection footpegs and footboards. Rotation is adjustable for comfortable shifting, and the rubber back protects the top of your boot while downshifting.

33600075

Fits all models (except '06-'17 VRSC™ models with forward controls, '17-'20 XG750A and '08-'13 XR models).

I. AIRFLOW BRAKE PEDAL PAD – CHROME

The Airflow Brake Pedal Pad features curving chrome surrounding a deep black rubber pad, accented with a deep center groove. Easy to install, this brake pedal pad complements the Airflow Collection for a complete custom look.

50600165 Small.

Fits '15-'20 XG models (except XG750A), '14-'22 XL models with Extended Reach Forward Control Kit P/N 50700030, '93-'17 Dyna models with forward controls, and '84-'17 FX Softail models (except FXSTDSE).

50600159 Large.

Fits '12-'16 FLD, '86-'17 FL Softail, '80-later Touring and Trike models.

J. AIRFLOW FOOTBOARD KITS – CHROME

Comfortable and stylish, these fighter-wing shaped footboards add an elegant finish to your ride. The complete kit includes chrome delta wing-shaped footboard pans with vibration-isolated inserts for a fatigue-free ride. The black rubber pads feature a deep embossed Bar & Shield logo and rear-sweeping traction grooves.

50500436 Rider.

Fits '12-'16 FLD, '86-'17 FL Softail (except FLS, FLSS, FLSTFB, FLSTFBS and FXSE), '86-later Touring (except FLHTCUL and FLHTKL) and '08-later Trike models.

50500437 Passenger.

Fits '06-'17 Dyna, '18-later Softail (except FXDRS, FXFB and FXFBS) and '86-later Touring models equipped with passenger footboard supports. Does not fit Trike models.

Model Family Fitment:

- V-ROD
- SPORTSTER
- DYNA
- SOFTAIL
- TOURING

492 CONTROLS

Hand & Foot Controls Collection

STREAMLINER COLLECTION – CHROME

Inspired by the art-deco designs of the Streamliner era, this collection reflects the simple lines and shapes that still remain contemporary today. The rich black rubber features three raised chrome tri-line bands for contrast and a rich chrome surround to finish the look.

A. STREAMLINER HAND GRIPS – CHROME

Complement the Streamliner look with these matching grips. The rich black rubber provides a positive grip while riding and the chrome tri-line design will provide just the right touch of chrome.

56100048

Fits '20-later LiveWire®, '16-'17 Dyna® FXDLS and '16-later Softail® models, '11-'12 FLSTSE, '14-'15 FLSTNSE, '13-'14 FXSBSE, '16-'17 FXSE and '08-later Touring (except '18-'19 FLTRXSE) and Trike models.

B. STREAMLINER RIDER FOOTPEGS – CHROME

Complete the streamlined look with Streamliner Footpegs. Kit includes left and right footpegs.

50211-04

Fits rider positions on '03-earlier XL models with mid controls and '05-earlier Dyna models with mid controls. Fits all models in passenger and highway peg positions.

Shown with:

STREAMLINER SHIFTER PEG

Complement the streamlined footpegs and footboards with this simple-to-install Shifter Peg.

34967-04

Fits all models (except '06-'17 VRSC™ models with forward controls and '08-'13 XR models).

C. STREAMLINER BRAKE PEDAL PAD

Complement the streamlined footpegs and footboards with this simple-to-install Brake Pedal Pad. The chrome frame surrounds a black rubber pad accented with three polished bands for style and grip.

42712-04 Large.

Fits '12-'16 FLD, '86-'17 FL Softail and '80-later Touring and Trike models.

D. STREAMLINER RIDER FOOTBOARD KIT

Add the sleek sweeping footboard design from the Street Glide® model to your Touring bike. Kit includes vibration-isolation footboard pads with three polished bands, and the complete chrome-plated pans that easily bolt in place of the Original Equipment footboards.

50631-04

Fits '12-'16 FLD and '86-'17 FL Softail (except FLS, FLSS, FLSTFB and FLSTFBS), Touring and Trike models (except FLHTCUL and FLHTKL).

E. STREAMLINER PASSENGER FOOTBOARD INSERT KIT – SWEEP WING SHAPE

Styled to match the Street Glide model's Original Equipment Streamliner Rider Footboards. Featuring vibration-isolation rubber inserts with three polished bands, this insert is designed to fit the Swept Wing shape passenger footboard pan. Kit includes left and right side insert.

50420-05

Fits '06-'17 Dyna, '00-later Softail (except FXDRS, FXFB and FXFBS) and '86-later Touring models equipped with Swept Wing-shaped passenger footboards. Does not fit Trike models. If installed on models equipped with Passenger Footboard Support kit P/N 50399-07A, footboards will not remain in flipped up position.



A. STREAMLINER HAND GRIPS



B. STREAMLINER FOOTPEGS AND SHIFTER PEG



C. STREAMLINER BRAKE PEDAL PAD



D. STREAMLINER RIDER FOOTBOARD KIT (SHOWN WITH BRAKE PEDAL PAD AND FOOTPEG KIT)



E. STREAMLINER PASSENGER FOOTBOARD INSERTS – SWEEP WING SHAPE



F. STREAMLINER HAND GRIPS – BLACK



G. STREAMLINER RIDER FOOTPEGS – BLACK



H. STREAMLINER SHIFTER PEG – BLACK



I. STREAMLINER BRAKE PEDAL PAD – BLACK



J. STREAMLINER RIDER FOOTBOARDS – BLACK



K. STREAMLINER PASSENGER FOOTBOARDS AND MOUNT KIT– BLACK



L. STREAMLINER PASSENGER FOOTBOARD INSERT KIT– BLACK

CONTROLS 493

Hand & Foot Controls Collection

STREAMLINER COLLECTION - BLACK

Inspired by the curved forms and long, horizontal lines of Streamline Moderne architecture, the Black Streamliner Collection takes a contemporary spin on this classic Harley-Davidson style. Featuring polished chrome bands surrounded by a sea of rich black, the Black Streamliner Collection adds a dark and aerodynamic look to your bike.

F. STREAMLINER HAND GRIPS – BLACK

Complement the Streamliner look with these matching grips. The rich black rubber provides a positive grip when riding and the chrome tri-lines add just the right touch of brightness.

56100411

Fits '20-later LiveWire®, '16-'17 Dyna® FXDLS and '16-later Softail® models, '14-'15 FLSTNSE, '11-'12 FLSTSE, '13-'14 FXSBSE and '08-later Touring (except '18-later FLTRXSE) and Trike models.

G. STREAMLINER RIDER FOOTPEGS – BLACK

Complete the streamlined look with Streamliner Footpegs. Includes left and right footpegs.

50501800

Fits rider positions on '03-earlier XL models with mid controls and '05-earlier Dyna models with mid-controls. Fits all models in passenger and highway peg position.

H. STREAMLINER SHIFTER PEG – BLACK

Complement the black Streamliner Footpegs and Footboards with this simple-to-install Shifter Peg.

33600313

Fits all models (except '06-'17 VRSC™ models with forward controls and Matte Black '08-'13 XR models).

I. STREAMLINER BRAKE PEDAL PAD – BLACK

Complement the Streamliner footpegs and footboards with this simple-to-install Brake Pedal Pad. The gloss black frame surrounds a black rubber pad accented with three polished chrome bands for style and grip.

50600417

Fits '12-'16 FLD, '86-'17 FL Softail and '80-later Touring and Trike models.

J. STREAMLINER™ RIDER FOOTBOARDS – BLACK

Inspired by the sleek and sweeping footboard design from the Street Glide® model, these Rider Footboards add a clean yet striking look to your bike. Kit includes vibration-isolation footboard pads with three polished chrome bands, and the complete gloss black pans that easily bolt in place of the Original Equipment footboards.

50501801

Fits '12-'16 FLD and '86-'17 FL Softail® (except FLS, FLSS, FLSTFB and FLSTFBS), '86-later Touring (except FLHTCUL and FLHTKL) and Trike models.

K. STREAMLINER PASSENGER FOOTBOARD AND MOUNT KIT – BLACK

Designed for convenient bolt-on installation, the complete kit includes gloss black aluminum footboards, rubber pads, mounting hardware and passenger footboard supports.

50501819

Fits '93-later Touring models. Does not fit Trike models.

L. STREAMLINER COLLECTION PASSENGER FOOTBOARD INSERT KIT – BLACK

Featuring vibration-isolation rubber inserts with three polished chrome bands, this insert is designed to fit the Swept Wing shaper passenger footboard pan. Kit includes left and right insert.

50501796

Fits '06-'17 Dyna, '00-later Softail (except FXFB, FXFBS and FXDRS) and '86-later Touring models equipped with Swept Wing-shaped passenger footboards. Does not fit Trike models. If installed on models equipped with Passenger Footboard Support kit P/N 50399-07A, footboards will not remain in flipped up position.

Model Family Fitment:

- V-ROD
- SPORTSTER
- DYNA
- SOFTAIL
- TOURING

494 CONTROLS

Hand & Foot Controls Collection

EDGE CUT COLLECTION

Live your life on the edge. The Edge Cut Collection features a crisp anodized finish that is machined to expose the highlights of raw aluminum. The contrasting cut back look makes a powerful visual statement and works great with both traditional and contemporary customizing styles.

A. EDGE CUT HAND GRIPS

The hand grips are a comfortable 1.5" diameter and the machined slots and narrow rubber bands offer plenty of traction, with or without gloves. Glueless design permits removal for servicing without damage.

57454-10

Fits '02-'17 VRSC™, '96-'22 XL, '08-'13 XR, '91-'17 Dyna® (except FXDLS), '96-'15 Softail® (except FLSTNSE, FXSBSE and '11-'12 FLSTSE) and '96-'07 Touring models.

57457-10

Fits '20-later LiveWire®, '16-'17 Dyna FXDLS and '16-later Softail models, '11-'12 FLSTSE, '14-'15 FLSTNSE, '13-'14 FXSBSE, '16-'17 FXSE and '08-later Touring (except '18-'19 FLTRXSE) and Trike models.

B. EDGE CUT BRAKE PEDAL PADS

Available in two sizes, the brake pedal pads feature deep surface grooves and narrow rubber bands for traction during application.

50600317 Small.

Fits '18-later FXBR, FXBRS and FLSB models. Also fits '18-later Softail models equipped with Billet Style Rear Brake Lever for Forward Controls P/N 41600218, 41600219 and 41600220.

50600318 Large.

Fits '18-later FL Softail models equipped with rider footboards.

C. EDGE CUT FOOTPEGS AND SHIFTER PEG

The slim footpeg design allows a comfortable pivot point and the wide surface and narrow rubber bands hold your boots firmly in place.

1. 49312-10 Footpegs.

Fits models with H-D® male mount-style footpeg supports (except the rider position on '17-later XG750A, '07-'10 XL883L, '07-'22 XL883N, XL1200N, XL1200T, XL1200V and XL1200X, '11-'22 XL1200C, '16-'22 XL1200CX, '18-'22 XL1200NS and XL1200XS, '08-'13 XR and '08-'17 FXCW, FXCWC, FXS, FXSB, FXSBSE, FXSE and the rider and passenger position on '18-later Softail models).

2. 50500967 Rider Footpegs with Removable Wear Peg.

Fits rider position on '18-'20 FXBR and FXBRS models. Also fits '18 later FLDE, FLHC, FLHCS, FLSL, FLFB and FLFBS models equipped with Footboard To Footpeg Conversion Kit P/N 50501640 and '09-later Touring models equipped with Board-To-Peg Conversion Kit P/N 50501642.

3. 34671-10 Shifter Peg.

Fits all models (except '06-'17 VRSC models with forward controls and '08-'13 XR).

D. EDGE CUT FOOTBOARD INSERT KITS

Machined from billet aluminum, these footboard inserts retain the cast-in vibration isolation found on Original Equipment footboards. The over-molded rubber provides both comfort and traction while riding. Kit includes right and left insert.

54187-10 Rider – Traditional Style.

Fits models with traditional-style rider footboards. Does not fit '18-later Softail® models.

50501143 Passenger – Classic Style.

Fits models with classic-style passenger footboards.



A. EDGE CUT HAND GRIPS



A. EDGE CUT HAND GRIPS



B. EDGE CUT BRAKE PEDAL PADS



C. EDGE CUT FOOTPEGS & SHIFTER PEG



D. EDGE CUT RIDER FOOTBOARD INSERTS – TRADITIONAL STYLE (SHOWN WITH LARGE EDGE CUT BRAKE PEDAL PAD)




D. EDGE CUT PASSENGER FOOTBOARD INSERTS – CLASSIC STYLE



E. CHROME AND RUBBER HAND GRIPS



F. CHROME AND RUBBER CUSTOM FOOTPEGS AND SHIFTER PEG



G. CHROME AND RUBBER BRAKE PEDAL PADS



H. CHROME AND RUBBER RIDER FOOTBOARD INSERTS – TRADITIONAL SHAPE (SHOWN WITH BRAKE PEDAL PAD)



H. CHROME AND RUBBER PASSENGER FOOTBOARD INSERTS – TRADITIONAL SHAPE

CONTROLS 495

Hand & Foot Controls Collection

CHROME AND RUBBER COLLECTION

Chrome and rubber both have their distinct places in the world of motorcycle styling. It seemed natural to bring the two together to create this unique collection.

E. CHROME AND RUBBER HAND GRIPS

Designed to match the Chrome and Rubber Footboard Inserts and Brake Pedal Pads, these grips are made from an injected rubber molding process that combines chromed steel and durable rubber.

Fits '02-'17 VRSC™, '96-'22 XL, '08-'13 XR, '91-'17 Dyna® (except FXDLS), '96-'15 Softail® (except FLSTNSE, FXSBSE and '11-'12 FLSTSE) and '96-'07 Touring models.

56246-96A Small.

56263-96A Large.

Fits '20-later LiveWire®, '16-'17 Dyna FXDLS and '16-later Softail models, '11-'12 FLSTSE, '14-'15 FLSTNSE, '13-'14 FXSBSE, '16-'17 FXSE and '08-later Touring (except '18-'19 FLTRXSE) and Trike models.

56246-08 Small.

56263-08 Large.

F. CHROME AND RUBBER CUSTOM FOOTPEGS AND SHIFTER PEG

Fits models with H-D® male mount-style footpeg supports (except the rider position on FXCW, FXCWC, FXS, FXSB, FXSBSE and FXSE, '15-latter XG, '06-'17 Dyna, '03-later Sportster®, and '18-later Softail models).

50500-03 Oversize.

Fits models in passenger and highway peg positions. Does not fit the rider and passenger position for '18-later Softail models.

50130-95A Large.

50131-95A Small.

Fits all models (except '06-'17 VRSC™ models with forward controls and '08-'13 XR).

34608-95 Shifter Peg.

G. CHROME AND RUBBER BRAKE PEDAL PADS

42478-95 Large.

Fits '12-'16 FLD, '86-'17 FL Softail and '80-later Touring and Trike models.

42476-95 Small.

Fits '15-'20 XG models (except XG750A), '14-'22 XL models with Extended Reach Forward Control Kit P/N 50700030, '93-'17 Dyna models with forward controls, and '84-'17 FX Softail models (except FXSTDSE).

H. CHROME AND RUBBER FOOTBOARD INSERTS

50176-95 Rider – Traditional Shape.

Fits '12-'16 FLD and '86-'17 FL Softail, and '86-later Touring and Trike models equipped with traditional-shaped rider footboards.

50177-95 Passenger – Traditional Shape.

Fits models equipped with traditional-shaped passenger footboards.

Model Family Fitment:

- V-ROD
- SPORTSTER
- DYNA
- SOFTAIL
- TOURING

496 CONTROLS

Hand & Foot Controls Collection

DIAMOND BLACK COLLECTION

Shroud your bike in mystery. This blacked-out hand and foot control collection features distinctive knurled surfaces that expose the raw billet aluminum for a dramatic contrast. Designed to age and “break in” like a pair of comfortable stone-washed jeans, the satin black finish will complement both high-gloss and denim paint colors. The narrow rubber bands and the knurled surfaces provide a positive grip.

A. DIAMOND BLACK HAND GRIPS

Hand grips are a comfortable diameter and feature glueless installation that can be easily removed for service without damage.

56405-08

Fits '02-'17 VRSC™, '96-'22 XL '08-'13 XR, '91-'17 Dyna® (except FXDLS), '96-'15 Softail® (except FLSTNSE, FXSBSE and '11-'12 FLSTSE) and '96-'07 Touring models.

56746-08

Fits '20-later LiveWire®, '16-'17 Dyna FXDLS and '16-later Softail models, '11-'12 FLSTSE, '14-'15 FLSTNSE, '13-'14 FXSBSE, '16-'17 FXSE and '08-later Touring (except '18-'19 FLTRXSE) and Trike models.

B. DIAMOND BLACK FOOTPEGS AND SHIFTER PEG

The slim footpeg design allows a comfortable pivot point and the wide surface and large diameter end cap keep your boot in place.

1. 50911-08A Footpegs – Small Diameter.

Fits models with H-D® male mount-style footpeg supports (except the rider position on '17-later XG750A, '07-'10 XL883L, '07-'22 XL883N, XL1200N, XL1200T, XL1200V and XL1200X, '11-'22 XL1200C, '16-'22 XL1200CX, '17-'22 XL1200CP and XL1200CA, '08-'13 XR and '08-'17 FXCW, FXCWC, FXS, FXSB, FXSBSE and FXSE and the rider and passenger position on '18-later Softail models).

2. 50500035 Footpegs with Styled Wear Peg.

Fits '11-'22 XL883L and XL1200C, '16-'22 XL1200CX, '12-'16 XL1200V, '10-'22 XL1200X, '18-'22 XL1200XS, '14-'22 XL models equipped with Extended Reach Forward Control Conversion Kit P/N 50700030, '08-'11 FXCW and FXCWC, '11-'17 FXS and FXSB, and '16-'17 FXSE models.

3. 34690-08 Shifter Peg.

Fits all models (except '06-'17 VRSC models with forward controls and '08-'13 XR).

C. DIAMOND BLACK BRAKE PEDAL PADS

Available in two sizes, these brake pedal pads complete the clean, custom black billet look.

41850-08 Small.

Fits '15-'20 XG models (except XG750A), '14-'22 XL models with Extended Reach Forward Control Kit P/N 50700030, '93-'17 Dyna models with forward controls, and '84-'17 FX Softail models (except FXSTDSE).



A. DIAMOND BLACK HAND GRIPS



B. DIAMOND BLACK FOOTPEGS AND SHIFTER PEG (34690-08 SHOWN)



C. DIAMOND BLACK BRAKE PEDAL PADS



B. DIAMOND BLACK FOOTPEGS AND SHIFTER PEG



D. SMALL DIAMETER HAND GRIPS



E. GET-A-GRIP HAND GRIPS – CHROME



E. GET-A-GRIP HAND GRIPS – BLACK



F. NOSTALGIC HAND GRIPS

CONTROLS 497

Hand Grips

D. SMALL DIAMETER HAND GRIPS – BLACK RUBBER

Original Equipment on the FLHTKL, Ultra Limited Low models, these Small Diameter Black Rubber Grips feature smooth surfaces and a clean design that complements any styling direction.

56100355

Fits '08-later Touring and '09-later Trike models.

E. GET-A-GRIP™ HAND GRIPS

Dressed in tactified rubber for superior traction, these elegant hand grips provide a positive connection to the controls in wet or dry weather. The soft touch cross-hatched rubber surface feels good against both gloved and bare skin and the “thicker in the middle” profile forms a natural fit with your closed fist. Shaped for maximum comfort, Get-A-Grip™ hand grips are available in your choice of standard or magnum diameters to comfortably accommodate almost any size hand. And you don't need to sacrifice style for comfort. Designed to accent any customizing direction, the mirror chrome or gloss black finishes complement both traditional and contemporary looks. The easy-to-install glueless design allows you to remove the grips for service without damage.

Fits '02-'17 VRSC™, '96-'22 XL, '08-'13 XR, '91-'17 Dyna® (except FXDLS), '96-'15 Softail® (except FLSTNSE, FXSBSE and '11-'12 FLSTSE) and '96-'07 Touring models.

56100007 Chrome, Standard 1.5" Diameter.

56100009 Chrome, Magnum 1.6" Diameter.

56100008 Black, Standard 1.5" Diameter.

56100010 Black, Magnum 1.6" Diameter.

Fits '20-later LiveWire®, '16-'17 Dyna FXDLS and '16-later Softail models, '11-'12 FLSTSE, '14-'15 FLSTNSE, '13-'14 FXSBSE, '16-'17 FXSE and '08-later Touring (except '18-'19 FLTRXSE) and Trike models.

56100015 Chrome, Magnum 1.6" Diameter.

56100036 Black, Magnum 1.6" Diameter.

F. NOSTALGIC HAND GRIPS

Comfortable hourglass style with a chrome accent ring and a molded-in Harley-Davidson logo. These rubber grips were inspired by Harley-Davidson® motorcycles of the 1940s.

56275-96B

Fits '02-'17 VRSC, '96-'22 XL, '08-'13 XR, '91-'17 Dyna (except FXDLS), '96-'15 Softail (except FLSTNSE, FXSBSE and '11-'12 FLSTSE) and '96-'07 Touring models.

56275-08

Fits '20-later LiveWire, '16-'17 Dyna FXDLS and '16-later Softail models, '11-'12 FLSTSE, '14-'15 FLSTNSE, '13-'14 FXSBSE, '16-'17 FXSE and '08-later Touring (except '18-'19 FLTRXSE) and Trike models.

Model Family Fitment:

- V-ROD
- SPORTSTER
- DYNA
- SOFTAIL
- TOURING

CONTROLS

498 CONTROLS

Hand Grips – Heated

HEATED HAND GRIPS

Keep comfortable on those cool mornings or frigid night rides. Warm hands have a major impact on overall body comfort and sometimes gloves just aren't enough. These thermostatically controlled grips feature variable heat settings controlled with a military-grade resistor and use automatic temperature monitoring to adjust to ambient temperatures. With both hands on the grips, they will remain at a constant temperature regardless of changes in outside temperature. The self-contained control circuit and control knob means you have no additional switches or controller boxes to mount and the grips are switched on/off with the ignition to avoid draining your battery. The glueless grip design allows grip removal if you change handlebars or motorcycles.

A. AIRFLOW HEATED HAND GRIPS

Fits '16-'17 Dyna® FXDLS, '16-later Softail®, and '08-later Touring and Trike models. '16-'17 Softail models require separate purchase of Electrical Connection Kit P/N 72673-11. '14-'16 Touring and Trike models require separate purchase of Electrical Connection Kit P/N 69200722. '18-later Softail and '17-later Touring and Trike models require Electrical Connection Kit P/N 69201599A. Does not fit '08-'13 models with internally wired handlebars. The power wires for these grips must be wired internal of the handlebar. See accessory handlebars for specific heated hand grip exclusions. Airflow Grips P/N 56100342 are stock on '18 FLHTKSE and FLHXSE models. Kahuna™ Grips P/N 56100318 are stock on '18 FLHXSE, '20 FLHTCUTGSE and '21 FLHTCUTGSE, FLHTKSE, FLHXSE and FLTRXSE models. Kahuna Grips P/N 56100331 are stock on '19 FLHTKSE, FLHXSE, '20 FLHTKSE, FLHXSE, FLTRXSE, '21 FLHTCUTGSE, FLHXSE, FLTRXSE, '22 FLHXSE, FLTRKSE and FLTRXSE models.

56100253 Chrome.

56100342 Gloss Black.

Fits '02-'17 VRSC™, '96-'22 XL, '08-'13 XR, '96-'17 Dyna (except FXDLS) and '96-'15 Softail (except FLSTSE, FLSTNSE, and FXSBSE) and '96-'07 Touring models. '14-'22 XL, '12-'17 Dyna and '11-'15 Softail models require separate purchase of Electrical Connection Kit P/N 72673-11. Does not fit '08-'13 models with internally wired handlebars. The power wires for the Chrome grips must be wired internal of the handlebar. Gloss Black grip can be wired internally. See accessory handlebars for specific heated hand grip exclusions.

56100256 Chrome.

56100358 Gloss Black.

B. HEATED HAND GRIPS – COLLECTIONS

Styled to complement Harley-Davidson® hand and foot control collections, these thermostatically controlled heated hand grips will keep you comfortable on a cool weather ride

Fits '16-'17 Dyna FXDLS, '16-later Softail, and '08-later Touring and Trike models. '16-'17 Softail models require separate purchase of Electrical Connection Kit P/N 72673-11. '14-'16 Touring and Trike models require separate purchase of Electrical Connection Kit P/N 69200722. '18-later Softail and '17-later Touring and Trike models require Electrical Connection Kit P/N 69201599A. Does not fit '08-'13 models with internally wired handlebars. The power wires for these grips must be wired internal of the handlebar. See accessory handlebars for specific heated hand grip exclusions. Airflow Grips P/N 56100342 are stock on '18 FLHTKSE and FLHXSE models. Kahuna Grips P/N 56100318 are stock on '18 FLHXSE, '20 FLHTCUTGSE and '21 FLHTCUTGSE, FLHTKSE, FLHXSE and FLTRXSE models. Kahuna Grips P/N 56100331 are stock on '19 FLHTKSE, FLHXSE, '20 FLHTKSE, FLHXSE, FLTRXSE, '21 FLHTCUTGSE, FLHXSE, FLTRXSE, '22 FLHXSE, FLTRKSE and FLTRXSE models.

56100318 Kahuna – Chrome.

56100331 Kahuna – Gloss Black.

56100437 Empire™ – Black.

56100436 Empire – Chrome.

56100438 Empire – Machine Cut.



A. AIRFLOW HEATED HAND GRIPS – CHROME



A. AIRFLOW HEATED HAND GRIPS – BLACK



B. KAHUNA HEATED HAND GRIPS – CHROME



B. KAHUNA HEATED HAND GRIPS – GLOSS BLACK



C. EMPIRE HEATED HAND GRIPS – BLACK



C. EMPIRE HEATED HAND GRIPS – CHROME



C. EMPIRE HEATED HAND GRIPS – MACHINE CUT



C. STREAMLINER HEATED HAND GRIPS – CHROME



D. HEATED HAND GRIPS – BLACK RUBBER



E. WILLIE G SKULL HEATED HAND GRIPS – BLACK



E. CHROME AND RUBBER HEATED HAND GRIPS



C. STREAMLINER HEATED HAND GRIPS – BLACK



E. CONTOURED HEATED HAND GRIPS



E. WILLIE G SKULL HEATED HAND GRIPS – CHROME



E. NOSTALGIC HEATED HAND GRIPS

CONTROLS 499

Hand Grips – Heated

C. HEATED HAND GRIPS – STREAMLINER

Complement the Streamliner look with these matching grips. The rich black rubber provides a positive grip while riding and the chrome tri-line design will provide just the right touch of chrome. These grips have been thermally mapped to provide more uniform heat and are designed to achieve a maximum operating temperature approximately 20° Fahrenheit warmer than previous accessory heated grips for added warmth during cold rides.

Fits '16-'17 Dyna® FXDLS, '16-later Softail®, and '08-later Touring and Trike models. Does not fit CVO™ models (except FXSE). '16-'17 Softail models require separate purchase of Electrical Connection Kit P/N 72673-11. '14-'16 Touring and Trike models require separate purchase of Electrical Connection Kit P/N 69200722. '18-later Softail and '17-later Touring and Trike models require Electrical Connection Kit P/N 69201599A. Does not fit '08-'13 models with internally wired handlebars. The power wires for these grips must be wired external of the handlebar. See accessory handlebars for specific heated hand grip exclusions.

56100255 Chrome.

56100412 Black.

D. HEATED HAND GRIPS – BLACK RUBBER

Original Equipment on the FLHTK Ultra Limited model, these Black Rubber Heated Grips feature smooth surfaces and a clean design that complements any styling direction.

56100034

Fits '16-'17 Dyna® FXDLS, '16-later Softail® and '08-later Touring and Trike models with Original Equipment Stainless Steel handlebars. Does not fit CVO™ models or models with chrome handlebars. '16-later Softail® models require separate purchase of Electrical Connection Kit P/N 72673-11. '14-'16 Touring and Trike models require separate purchase of Electrical Connection Kit P/N 69200722. '17-later Touring and Trike models require Electrical Connection Kit P/N 69201599A. Does not fit '08-'13 models with internally wired handlebars.

E. HEATED HAND GRIPS – COLLECTIONS

Styled to complement Harley-Davidson® hand and foot control collections, these thermostatically controlled heated hand grips will keep you comfortable on a cool weather ride.

Fits '16-'17 Dyna FXDLS, '16-later Softail, and '08-later Touring and Trike models. Does not fit CVO models (except FXSE). '16-'17 Softail models require separate purchase of Electrical Connection Kit P/N 72673-11. '14-'16 Touring and Trike models require separate purchase of Electrical Connection Kit P/N 69200722. '18-later Softail and '17-later Touring and Trike models require Electrical Connection Kit P/N 69201599A. Does not fit '08-'13 models with internally wired handlebars. The power wires for these grips must be wired external of the handlebar. See accessory handlebars for specific heated hand grip exclusions.

56100257 Contoured.

56100362 Willie G Skull – Black.

56100260 Willie G Skull – Chrome.

56100267 Chrome and Rubber – Small.

Fits '02-'17 VRSC™, '96-'22 XL, '08-'13 XR, '91-'17 Dyna (except FXDLS) and '96-'15 Softail (except FLSTSE, FLSTNSE, and FXSBSE) and '96-'07 Touring models. '14-'22 XL, '12-'17 Dyna and '11-'15 Softail models require separate purchase of Electrical Connection Kit P/N 72673-11. Does not fit '96-'13 models with internally wired handlebars or FXDB models with Original Equipment handlebars. The power wires for these grips must be wired external of the handlebar. See accessory handlebars for specific heated hand grip exclusions.

56100268 Contoured.

56100363 Willie G Skull – Black.

56100259 Willie G Skull – Chrome.

56100266 Chrome and Rubber – Small.

56100264 Chrome and Rubber – Large.

56100261 Nostalgic.

Model Family Fitment:

- V-ROD
- SPORTSTER
- DYNA
- SOFTAIL
- TOURING

500 CONTROLS

Footpegs

A. MINI FOOTBOARD KIT

This footboard kit can be installed in place of traditional footpegs and provides a little additional leg support and more options to move your legs around on a long ride. Mini Footboards mount to the standard H-D® style footpeg supports and can be used in many rider, passenger and highway peg applications. Sole-gripping rubber complements Original Equipment or accessory footboards and footpegs and adds vibration isolation and a rich appearance.

Fits rider position:

'02-'17 VRSC™ models with forward controls (except VRSCDX and VRSCF), '15-'20 XG models (except XG750A), '06-earlier XL, '07-'10 XL883, XL883R, XL883C, XL1200C and XL1200R and '07-'11 XL1200L, '91-'17 Dyna® (except FLD) and '84-'17 Softail® models with forward controls (except FXCW, FXCWC, FXS, FXSB or FXSBSE).

Fits passenger position:

All models with H-D® male-mount passenger peg mounts (except '06-earlier VRSC, '03-earlier XL, '05-earlier Dyna and Softail models equipped with Shotgun exhaust). '84-'17 Softail models require separate purchase of Support Kit P/N 50454-09. Does not fit passenger position on '18-later Softail models.

Fits highway peg position:

All models with frame-mount or engine guard-mount highway pegs (except Whiskers Adjustable Highway Bar P/N 50855-09 and 50865-09).

50500139 Small 3.0" – Chrome.

50500144 Small 3.0" – Gloss Black.

50500109 Large 4.0" – Chrome.

50500124 Large 4.0" – Gloss Black.

B. ENGINE GUARD MOUNT FOOTPEGS*

Custom engine guard mounted footpegs let you stretch your legs in style. Easy-to-install chrome-plated pegs clamp firmly to the guard. Sold in pairs.

Fits highway peg position on 1.0" and 1.25" engine guards (except VRSC).

49102-86T Harley Script.

49144-86 Rubber Inserts.



A. MINI FOOTBOARD KIT – LARGE CHROME



A. MINI FOOTBOARD KIT – LARGE GLOSS BLACK



A. MINI FOOTBOARD KIT



C. CUSTOM FOOTPEGS AND SHIFTER PEG



D. O-RING FOOTPEGS AND SHIFTER PEG




B. ENGINE GUARD MOUNT FOOTPEGS – HARLEY SCRIPT



B. ENGINE GUARD MOUNT FOOTPEGS – RUBBER INSERTS



E. LARGE CUSHIONED FOOTPEG KIT



CONTROLS 501

Footpegs

C. CUSTOM FOOTPEGS AND SHIFTER PEG

This footpeg grouping is chrome-plated and features a zinc die-cast body with steel shaft. The black rubber pads have Harley-Davidson graphics molded in for rich detail. Allen® wrench included.

1. 50915-90T Footpegs – Large Diameter. Fits models with H-D® male mount-style footpeg supports (except the rider position on '15-later XG, '08-'17 FXCW, FXCWC, FXS, FXSB, FXSBSE and FXSE, '07-'10 XL883L, '07-'22 XL883N, XL1200N, XL1200T, XL1200V and XL1200X, '11-'22 XL1200C, '16-'22 XL1200CX, '17-'22 XL1200CP and XL1200CA, '18-'22 XL1200NS and XL1200XS, '08-'13 XR and the rider and passenger position on '18-later Softail® models).

2. 50916-90T Footpegs – Small Diameter. Fits models with H-D male mount-style footpeg supports (except the rider position on FXCW, FXCWC, FXS, FXSB, FXSBSE and FXSE, '15-later XG, '06-'17 Dyna®, '03-later Sportster®, '07-'10 XL883L, '07-'22 XL883N, XL1200N, XL1200T, XL1200V and XL1200X, '11-'22 XL1200C, '16-'22 XL1200CX, and '17-'22 XL1200CP and XL1200CA and the rider and passenger position on '18-later Softail models).

3. 34635-90T Custom Shifter Peg. Fits all models (except '06-'17 VRSC™ models with forward controls and '08-'13 XR).

D. O-RING FOOTPEGS AND SHIFTER PEG

1. 49149-84A Shifter Peg. Fits all models (except '06-'17 VRSC models with forward controls, '08-'13 XR models '06-'17 Dyna models with forward controls, FXSE, or LiveWire® models).

2. 49128-82 Footpegs. Fits models with H-D male mount-style footpeg supports (except the rider position on FXCW, FXCWC, FXS, FXSB, FXSBSE and FXSE, '15-later XG, '06-'17 Dyna, '03-'22 Sportster, '07-'10 XL883L, '07-'22 XL883N, XL1200N, XL1200T, XL1200V and XL1200X, '11-'22 XL1200C, '16-'22 XL1200CX, and '17-'22 XL1200CP and XL1200CA and the rider and passenger position on '18-later Softail models).

E. LARGE CUSHIONED FOOTPEG KIT

Large-diameter footpegs feature cushioned rubber tread for sure-footed comfort.

49110-98 Fits models with H-D male mount-style footpeg supports (except the rider position on '17-later XG750A, '07-'10 XL883L, '07-'22 XL883N, XL1200N, XL1200T, XL1200V and XL1200X, '11-'22 XL1200C, '16-'22 XL1200CX, '18-'22 XL1200NS and XL1200XS, '08-'13 XR and '08-'17 FXCW, FXCWC, FXS, FXSB, FXSBSE, FXSE and the rider and passenger position on '18-later Softail models).

Model Family Fitment:

- V-ROD
- SPORTSTER
- DYNA
- SOFTAIL
- TOURING



***WARNING:** Do not use engine guard footpegs under normal stop and go operating conditions. Doing so could result in death or serious injury.

502 CONTROLS

Highway Pegs

A. BILLET ENGINE GUARD FOOTPEG MOUNTING KIT*

Here's a stylish way to get your feet into the wind. This beautifully polished Billet Aluminum Footpeg Mount Kit installs easily on your engine guard and lets you stretch your legs on cross-country rides. Available in your choice of chrome or gloss black finishes. Works with all H-D® style male-mount footpegs.

Fits front engine guards with 1.25" diameter tubing (except VRSC™ Engine Guard P/N 49267-01A, 49388-09, XL Engine Guard P/N 49060-04, 49287-11, 49215-07 or Softail® Nostalgic Engine Guard P/N 49037-05A). Does not fit with Chopped Engine Guards.

50957-02C Chrome.
54234-10A Gloss Black.

B. ADJUSTABLE HIGHWAY PEG MOUNTING KIT – ANGLED*

Stretch out for added comfort. This Adjustable Highway Peg Mounting Kit can be set for shorter riders and it can be reversed to reach far forward for those with long legs. The angled design allows the arm to reach back and around to clear fairing lowers. The arm can be raised and lowered for a custom fit. The mounting clamp firmly grips the engine guard and the locking design secures the peg at the desired angle. Available in mirror chrome or gloss black finishes, the complete kit includes matching mounting hardware. Footpegs sold separately.

Fits 1.25" engine guards. Does not fit with Chopped Engine Guards.

50829-07A 5.0" Long Angled – Chrome.
50830-07A 2.5" Short Angled – Chrome.
50500167 5.0" Long Angled – Gloss Black.
50500168 2.5" Short Angled – Gloss Black.



A. BILLET ENGINE GUARD FOOTPEG MOUNTING KIT – CHROME



A. BILLET ENGINE GUARD FOOTPEG MOUNTING KIT – GLOSS BLACK



B. ADJUSTABLE HIGHWAY PEG MOUNTING KIT – LONG ANGLED – CHROME



B. ADJUSTABLE HIGHWAY PEG MOUNTING KIT – SHORT ANGLED – CHROME



B. ADJUSTABLE HIGHWAY PEG MOUNTING KIT – LONG ANGLED – GLOSS BLACK



B. ADJUSTABLE HIGHWAY PEG MOUNTING KIT – SHORT ANGLED – GLOSS BLACK



***WARNING:** Do not use engine guard footpegs under normal stop and go operating conditions. Doing so could result in death or serious injury.

Model Family Fitment:

V-ROD
 SPORTSTER
 DYNA
 SOFTAIL
 TOURING

CONTROLS 503

Highway Pegs

C. ADJUSTABLE HIGHWAY PEG MOUNTING KIT – 360°*

Change your foot position for added comfort on long stretches of open road. The 360° Adjustable Highway Peg can be rotated and locked in a wide range of positions to accommodate both the tall and short rider. The chrome-plated clamp holds its place on the engine guard and the arm locks the peg securely in position. Kit includes chrome-plated mount, arm and installation hardware. Footpegs sold separately.

50832-07A 3.0" Short Offset.
 Fits 1.25" engine guards. Does not fit with Chopped Engine Guards.



C. ADJUSTABLE HIGHWAY PEG MOUNTING KIT – 360°



D. ENGINE GUARD FOOTPEG MOUNTING KIT



E. ENGINE GUARD FOOTPEG MOUNT CHROME HARDWARE KIT



F. BULLET TIP FOOTPEG BOLT KIT – CHROME



G. FOOTPEG MOUNTING HARDWARE KIT – CHROME



H. FOOTPEG MOUNTING PINS – POLISHED



I. ADJUSTABLE PASSENGER FOOTPEG MOUNT KIT



D. ENGINE GUARD FOOTPEG MOUNTING KIT*

Allows easy installation of any H-D® male mount-style footpegs on to H-D front engine guards. All pieces necessary are included in the kit, with no extra hardware to buy.

50964-98
 Fits 1.25" engine guards (except VRSC™ Guard P/N 49267-01A, 49388-09, XL Engine Guard P/N 49060-04 or 49215-07 or Softail® Nostalgic Engine Guard P/N 49037-05A). Does not fit with Chopped Engine Guards.

E. ENGINE GUARD FOOTPEG MOUNT CHROME HARDWARE KIT*

Jump from zinc to chrome with this chrome-plated hardware kit, which replaces the standard hardware in Engine Guard Footpeg Mounting Kit P/N 50964-98. Made to Original Equipment standards for unmatched quality, the bolts bear the Harley-Davidson mark to signify they're the genuine article.

94140-02
 Fits Engine Guard Footpeg Mounting Kit P/N 50964-98.

F. BULLET TIP FOOTPEG BOLT KIT – CHROME

Put the final touch on a custom footpeg installation with this chrome Bullet Tip Footpeg Bolt Kit. Sold in pairs, this accessory includes chrome button head bolts, washers and uniquely styled nuts. All hardware is developed to Original Equipment standards to ensure product quality.

94133-01
 Fits male mount-style footpegs (except '08-'13 XR models).

G. FOOTPEG MOUNTING HARDWARE KIT – CHROME

Polished and chrome-plated hex head bolts replace the Original Equipment footpeg mounting hardware for a truly finished look. Kit includes two chrome-plated bolts and lock nuts with nylon inserts. The bolts carry a Harley-Davidson Bar & Shield proof mark. All hardware is developed to Original Equipment standards to ensure product quality.

94139-01
 Fits male mount-style footpegs (except FLSTSE and '08-'13 XR models).

H. FOOTPEG MOUNTING PINS – POLISHED

Stainless steel for rust and corrosion resistance. Polished for good looks. Replaces Original Equipment footpeg mounting hardware.

42679-01
 Fits male mount-style footpegs (except '08-'13 XR models).

I. ADJUSTABLE PASSENGER FOOTPEG MOUNT KIT

Maximize your passenger's riding comfort. Proper foot position reduces the cramped or stretched-out feeling and relieves pressure on the knees and the tailbone. These Adjustable Mounts raise and lower the passenger footpeg to accommodate taller and shorter passengers. Easy to adjust with common tools, the mount adjusts through a 360° range (depending on model), allowing both fore and aft and up and down height adjustment. Kit includes left and right adjustable support assembly and all required mounting hardware. Footpegs sold separately.

50763-09
 Fits models with H-D® models male mount-style passenger footpeg supports (except Softail®). Does not fit with Heel Raiser Footpeg Kit P/N 50178-09. Does not fit the rider position.



***WARNING:** Do not use engine guard footpegs under normal stop and go operating conditions. Doing so could result in death or serious injury.

504 CONTROLS

Footboards

CUSTOM FOOTBOARDS

To add style to your ride, install custom footboard inserts that match the shape of your Original Equipment footboards. To radically change the look, select footboard pans in a new shape or finish and add coordinating inserts that highlight your custom direction.

A. SWEEP WING RIDER FOOTBOARD PANS

Add a sleek tapered look to your footboard-equipped model. These Swept Wing Pans are installed using the Original Equipment mounts and hardware. Add your choice of Swept-Wing Shaped footboard inserts (sold separately).

Fits '12-'16 FLD and '86-'17 FL Softail® (except FLS, FLSS, FLSTFB and FLSTFBS), Touring (except FLHTCUL, FLHTKL and FLHTCUL TC) and Trike models.

50683-04 Chrome Right.

50688-04 Chrome Left.

51060-08 Black.



A. SWEEP WING RIDER FOOTBOARD PANS (CHROME SHOWN)



B. BLACK RIDER FOOTBOARD PANS – TRADITIONAL STYLE



C. HALF-MOON RIDER FOOTBOARDS – POLISHED STAINLESS STEEL



C. HALF-MOON RIDER FOOTBOARDS – GLOSS BLACK

B. BLACK RIDER FOOTBOARD PANS

Complete the blacked-out transformation. Replace the Original Equipment chrome footboard pans with sinister gloss black. Kit includes both the right and left pan and is installed using the Original Equipment hardware and insert pad. Custom footboard inserts are sold separately.

51322-08 Traditional Shape.

Fits '12-'16 FLD and '86-'17 FL Softail (except FLS, FLSS, FLSTFB and FLSTFBS), Touring (except FLHTCUL, FLHTKL and FLHTCUL TC) and Trike models.

C. HALF-MOON RIDER FOOTBOARDS

Combine the style of the '40s with the comfort of today. The classic half moon-shaped rider footboards are available in polished stainless steel or gloss black finish to complement your styling direction. The traditional "Harley-Davidson" rubber insert features a vibration-isolation design for a long, comfortable ride. Kit includes left and right footboard pans and matching rubber inserts.

Fits '86-'17 FL Softail models.

51345-08 Polished Stainless Steel.

51400-08 Gloss Black.

D. PASSENGER FOOTBOARD PANS – CHROME

Replace the factory black painted passenger footboard with the custom look of smooth chrome. These chrome-plated Footboard Pans are ready to install using your Original Equipment hardware and the kit includes left- and right-side Footboard Pans. Just add your choice of Footboard Insert for the finishing touch. Footboard Supports sold separately.

Fits '06-'17 Dyna®, '18-later Softail (except FXDRS, FXFB and FXFBS) and '86-later Touring models equipped with passenger footboard supports. Does not fit Trike models.

50501144 Classic Style.

50501147 Contemporary Style.



D. PASSENGER FOOTBOARD PANS – CHROME, CLASSIC STYLE



D. PASSENGER FOOTBOARD PANS – CHROME, CONTEMPORARY STYLE

E. PASSENGER FOOTBOARD PANS – BLACK

Complete the blacked-out transformation. Replace your chrome Passenger Footboard Pans with sinister black. Kit includes left- and right-side Footboard Pans and is installed using the Original Equipment hardware. Custom Footboard Inserts and Footboard Supports sold separately.

Fits '06-'17 Dyna, '18-later Softail (except FXDRS, FXFB and FXFBS) and '86-later Touring models equipped with passenger footboard supports. Does not fit Trike models.

50501610 Classic Style.

50501611 Contemporary Style.



E. PASSENGER FOOTBOARD PANS – BLACK, CLASSIC STYLE



E. PASSENGER FOOTBOARD PANS – BLACK, CONTEMPORARY STYLE

Model Family Fitment:

V-ROD
 SPORTSTER
 DYNA


 SOFTAIL
 TOURING



F. TRADITIONAL PASSENGER FOOTBOARD PANS – CHROME




G. SWEEP WING PASSENGER FOOTBOARD PANS (GROOVED SHOWN)



H. HALF-MOON PASSENGER FOOTBOARD PANS – CHROME



H. HALF-MOON PASSENGER FOOTBOARD PANS – GLOSS BLACK



I. CONCHO PASSENGER FOOTBOARD COVERS



J. V-LOGO PASSENGER FOOTBOARD COVERS



K. ROAD KING CLASSIC PASSENGER FOOTBOARD COVERS



L. HARLEY-DAVIDSON SCRIPT PASSENGER FOOTBOARD COVERS

CONTROLS 505

Footboards

F. TRADITIONAL PASSENGER FOOTBOARD PANS – CHROME

Replace the factory black painted passenger footboard with the custom look of smooth chrome. The kit includes left- and right-hand traditional D-shaped footboard pans, chrome-plated and ready to install with your Original Equipment hardware. Just add your choice of footboard insert for the finishing touch. Footboard supports sold separately.

50752-04

Fits '06-'17 Dyna®, '00-later Softail® (except FXDRS, FXFB and FXFBS) and '86-later Touring and Trike models equipped with passenger footboard supports.

G. SWEEP WING PASSENGER FOOTBOARD PANS

These unique Swept Wing Passenger Footboard Pans complement the Swept Wing Rider Footboard shape and allow you to replace the Original Equipment passenger footpegs on certain models with footboards. When folded, the footboard displays a mirror chrome surface in your choice of smooth or ball-milled grooved design. Footboard inserts and footboard supports sold separately.

Fits '06-'17 Dyna, '00-later Softail (except FXDRS, FXFB and FXFBS) and '86-later Touring models equipped with passenger footboard supports. Does not fit Trike models.

50357-04 Chrome – Grooved.

50716-04 Chrome – Smooth.

H. HALF-MOON PASSENGER FOOTBOARD PANS AND INSERTS

Styled to match the Half-Moon Rider Footboards, these classic passenger footboards add both style and comfort to your nostalgic ride. Available in mirror chrome or gloss black finish, the kit includes left and right footboard pan and vibration-isolation footboard inserts. Model-specific footboard mounts are sold separately.

Fits '06-'17 Dyna, '00-later Softail (except FXDRS, FXFB and FXFBS) and '86-later Touring models equipped with passenger footboard supports. Does not fit Trike models.

50807-08 Chrome.

50810-08 Gloss Black.

I. CONCHO PASSENGER FOOTBOARD COVERS

Heritage Softail® Classic-inspired conchos make these covers look great whether footboards are up or down.

50193-96

Fits '06-'17 Dyna, '86-'17 FL Softail and '87-later Touring and Trike models equipped with traditional D-shaped aluminum passenger footboards.

J. V-LOGO PASSENGER FOOTBOARD COVERS

V-Logos are die-cast aluminum integrated with the cover, then chrome-plated for a desirable shine. Includes all mounting hardware.

50194-96

Fits '06-'17 Dyna, '86-'17 FL Softail and '87-later Touring and Trike models equipped with traditional D-shaped aluminum passenger footboards.

K. ROAD KING® CLASSIC PASSENGER FOOTBOARD COVERS

The latest in the family of Road King® Classic inspired accessories, this chrome-plated steel footboard cover features a chrome die-cast Road King Classic medallion with black accents and a stylish leather accent piece. Mounting hardware included.

50246-00

Fits '06-'17 Dyna, '86-'17 FL Softail and '87-later Touring and Trike models equipped with traditional D-shaped aluminum passenger footboards.

L. HARLEY-DAVIDSON® SCRIPT PASSENGER FOOTBOARD COVERS

These easy-to-install chrome covers are formed to fit over the stock footboard pan to add a touch of style to the profile of your bike. The simple, clean design features a deep embossed Harley-Davidson script for a finishing touch. Kit includes mounting hardware.

50782-91

Fits '06-'17 Dyna, '86-'17 FL Softail and '87-later Touring and Trike models equipped with traditional D-shaped aluminum passenger footboards.

506 CONTROLS

Mirrors

A. FAIRING MOUNT MIRRORS – BLACK*

Fairing Mount Mirrors offer a truly innovative look from the traditional handlebar-mounted mirrors. Mounting just inside the inner fairing, the molded plastic mirror housings complement the contours of the batwing fairing. They provide a wide range of adjustability and feature convex mirror glass that maximizes your field of view. The Bar & Shield logo is carefully laser-etched on each mirror glass. Kit includes necessary hardware, instructions and mounting template for easy installation.

56000076

Fits '14-later Electra Glide®, Ultra Limited and Tri Glide® models. Original Equipment on Street Glide models.

91945-98B

Fits '96-'13 Electra Glide® and Trike models. Original equipment on Street Glide models.



A. FAIRING MOUNT MIRRORS – BLACK



B. FAIRING MOUNT MIRRORS – CHROME



C. ILLUMINATED FAIRING MOUNT MIRROR COVERS – CHROME



C. ILLUMINATED FAIRING MOUNT MIRROR COVERS – CHROME

Add auxiliary LED turn signals and a splash of chrome to the inner fairing. The perfect finishing touch to a fully dressed inner fairing, these chrome-plated mirror housings feature fast-acting amber LED turn signals at the outer edge. Side turn signals attract attention from the drivers around you and the plug-in, no-splice design simplifies installation.

56000084

Fits '14-later Touring and Trike models with fairing-mount mirrors. Does not fit with Split Vision Fairing Mount Mirrors P/N 92085-10 or Tapered Fairing Mount Mirrors P/N 56000098A or 56000099A.

D. MIRRORS WITH AUXILIARY RUNNING LIGHT AND DIRECTIONAL INDICATOR*

Function and style in one package. This forged mirror combines a traditional swept shape with a contemporary addition – forward-facing auxiliary lighting. Smoked lenses hide bands of amber LED lamps that glow as running lamps when the ignition is on and add a fast-acting auxiliary directional indicator when the turn signals are activated. The forward-facing eye-level lamps command additional attention from oncoming traffic. Both mirrors flash when the emergency hazard lights are activated. The wiring is concealed in the housing and stem and is easily connected to the Original Equipment wiring harness. Available in mirror chrome or satin black finish.

Fits '14-later Touring (except Road King® and Road Glide®) and Tri Glide® models.

56000080 Chrome.

56000081 Satin Black.

Fits '97-later models (except VRSCF, XG, XL1200X, XL1200XS, FXDLS, FLSS, FLSTFBS, FXCWC, '18-later Softail, and '14-later Touring). Also fits '14-later Road King® and '15-later FLRT models.

92059-07A Chrome.

92068-08A Satin Black.



D. MIRRORS WITH AUXILIARY RUNNING LIGHT AND DIRECTIONAL INDICATOR – CHROME



D. MIRRORS WITH AUXILIARY RUNNING LIGHT AND DIRECTIONAL INDICATOR – SATIN BLACK

*Harley-Davidson Motor Company cannot test and make specific fitment recommendations concerning every possible mirror and handlebar combination. Therefore, after installing new mirrors or handlebars and before operating the motorcycle, check to ensure that the mirrors provide the operator a clear view to the rear.

CONTROLS 507

Mirrors

E. '66 COLLECTION MIRRORS

Durable gloss black finish with brushed aluminum highlights. Includes left and right mirrors and mounting hardware. Complete this custom look with additional accessories from the '66 Collection.

56000261

Fits '21-later Revolution® Max engine-equipped models. RH975 and RH1250S models require separate purchase of Handlebar End Cap P/N 55801095, 55900246, 55900247 or 55900248.

56000262

Fits '82-later models (except VRSCF, XG750A, '14-'16 FLHR, FLHRC and FLHRSE, '14-later FLHTKSE, '18-later FLTRXSE and Revolution Max models). Street Glide® models require separate purchase of Fairing Plug Kit P/N 57300063. Does not fit XL1200X with mirrors mounted below the handlebar.

F. ADVERSARY™ COLLECTION MIRRORS

A look to match your riding style – precise, refined and technical. Premium Adversary™ Collection accessories are crafted in forged billet aluminum with a durable dual-anodized black and orange finish for crisp contrast and colorful detail. The look is aggressive and performance driven. Step up to the next generation of customization..

Fits '82-later models (except VRSCF, XG750A, '14-'16 FLHR, FLHRC and FLHRSE, '14-later FLHTKSE, '18-later FLTRXSE and Revolution Max models). Street Glide models require separate purchase of Fairing Plug Kit P/N 57300063. Does not fit XL1200X with mirrors mounted below the handlebar.

56000280 Black w/ Orange Highlights.

56000279 Graphite w/ Machined Highlights.

Fits '21-later Revolution® Max engine-equipped models. RH975 and RH1250S models require separate purchase of Handlebar End Cap P/N 55801095, 55900246, 55900247 or 55900248.

56000224 Black w/ Orange Highlights.

56000225 Graphite w/ Machined Highlights.

G. EMPIRE COLLECTION MIRRORS

Raise the stakes. Deep grooves add eye-catching depth and detail to the rich black anodized finish on this complete collection of custom accessories. Executed in durable cast and billet aluminum, the Empire™ Collection adds captivating custom detail that complements other Empire accessories..

Fits '21-later Revolution® Max engine-equipped models. RH975 and RH1250S models require separate purchase of Handlebar End Cap P/N 55801095, 55900246, 55900247 or 55900248.

56000221 Machine Cut.

56000220 Black.

Fits '82-later models (except VRSCF, XG750A, '14-'16 FLHR, FLHRC and FLHRSE, '14-later FLHTKSE, '18-later FLTRXSE and Revolution Max models). Street Glide models require separate purchase of Fairing Plug Kit P/N 57300063. Does not fit XL1200X with mirrors mounted below the handlebar.

56000305 Machine Cut.

56000294 Black.

56000301 Chrome.

*Harley-Davidson Motor Company cannot test and make specific fitment recommendations concerning every possible mirror and handlebar combination. Therefore, after installing new mirrors or handlebars and before operating the motorcycle, check to ensure that the mirrors provide the operator a clear view to the rear.

Model Family Fitment:

- V-ROD
- SPORTSTER
- DYNA
- SOFTAIL
- TOURING



E. '66 COLLECTION MIRRORS



F. ADVERSARY COLLECTION MIRRORS



G. EMPIRE COLLECTION MIRRORS



508 CONTROLS

Mirrors

A. CUSTOM MIRRORS

Fits '82-later models (except VRSCF, XG750A, '14-'16 FLHR, FLHRC and FLHRSE, '14-later FLHTKSE, '18-later FLTRXSE and Revolution® Max models). Street Glide® models require separate purchase of Fairing Plug Kit P/N 57300063. Does not fit XL1200X with mirrors mounted below the handlebar.

1. DOMINION™ COLLECTION MIRRORS*

- 56000136** Gloss Black.
- 56000137** Bronze.

2. RIZOMA COLLECTION MIRRORS*

- 56000263** Black.

3. EDGE CUT DOME MIRRORS*

- 56000090**

4. PROFILE CUSTOM MIRRORS WITH SLOTTED STEM*

- 91697-06A**

5. EDGE CUT STEM MIRRORS*

- 92441-10**

6. BUCKSHOT MIRRORS*

- 92416-08**

7. PROFILE CUSTOM MIRRORS – SATIN BLACK*

- 56000135** Satin Black with Solid Stem.

8. DOME MIRRORS – SATIN BLACK*

- 92423-08A**

9. WILLIE G SKULL TEARDROP MIRRORS*

- 56000171** Black.
- 91315-04** Chrome.

B. TEARDROP MIRRORS*

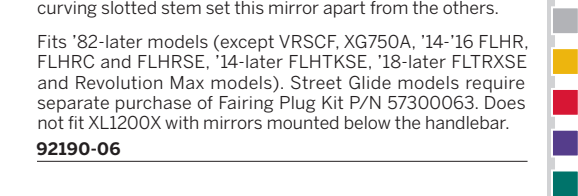
- 1. 91971-98** Classic.
- 2. 91968-98** Harley-Davidson Script.

C. SPLIT VISION MIRRORS*

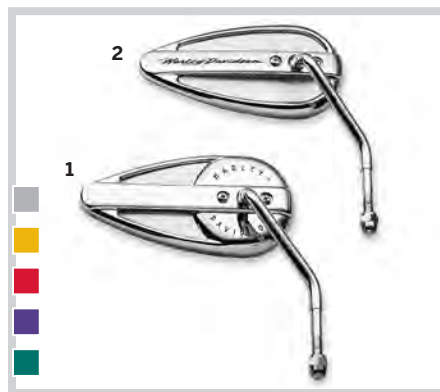
See even more of the world you just passed. This exclusive design Split Vision Mirror minimizes blind spots and provides a wide panoramic rear view of the left and right lane and the road behind you. The mirror features a large primary panel for normal view and a second outboard convex panel for a wider field of vision. Chrome-plated to a brilliant shine, the mirror's shape adds a contemporary touch to the traditional teardrop design. The deep embossed Harley-Davidson script and the curving slotted stem set this mirror apart from the others.

Fits '82-later models (except VRSCF, XG750A, '14-'16 FLHR, FLHRC and FLHRSE, '14-later FLHTKSE, '18-later FLTRXSE and Revolution Max models). Street Glide models require separate purchase of Fairing Plug Kit P/N 57300063. Does not fit XL1200X with mirrors mounted below the handlebar.

- 92190-06**



A. CUSTOM MIRRORS



B. TEARDROP MIRRORS



C. SPLIT VISION MIRRORS

CONTROLS 509

Mirrors

D. ONE-PIECE ROUND MIRRORS*

Fits '82-later models (except VRSCF, XG750A, '14-'16 FLHR, FLHRC and FLHRSE, '11-'13 FLHTCUSE, '14-later FLHTKSE and '18-later FLTRXSE). Does not fit XL1200X with mirrors mounted below the handlebar and RA1250, RA1250S and RH1250S models.

- 91931-92T** Short Stem, Left Side.
- 91930-92T** Short Stem, Right Side.



D. ONE-PIECE ROUND MIRRORS



E. LIVE TO RIDE LOGO COLLECTION MIRRORS – GOLD



F. TAPERED MIRRORS – BLACK



F. TAPERED MIRRORS – CHROME



G. MIRROR EXTENSION KIT – CHROME



G. MIRROR EXTENSION KIT – SATIN BLACK

E. LIVE TO RIDE LOGO COLLECTION MIRRORS*

Fits '82-later models (except VRSCF, XG750A, '14-'16 FLHR, FLHRC and FLHRSE, '11-'13 FLHTCUSE, '14-later FLHTKSE and '18-later FLTRXSE). Does not fit XL1200X with mirrors mounted below the handlebar and RA1250, RA1250S and RH1250S models.

1. One-Piece Short Stem Mirrors

- 91866-90T** Gold, Left.
- 91864-90T** Gold, Right.

F. TAPERED MIRRORS*

Update your Harley® motorcycle with the latest style in mirrors. This 2003-later Original Equipment-style tapered mirror provides improved rearward visibility, offers a wider range of adjustment and eliminates the rear fasteners for a cleaner look. Available in your choice of satin black or chrome finish.

Fits '82-later models (except VRSCF, XG750A, '14-'16 FLHR, FLHRC and FLHRSE, '14-later FLHTKSE, '18-later FLTRXSE and Revolution® Max models). Street Glide® models require separate purchase of Fairing Plug Kit P/N 57300063. Does not fit XL1200X with mirrors mounted below the handlebar and Revolution Max models.

- 92023-03A** Black – Short Stem Kit.
- 91982-03B** Black – Short Stem, Right.
- 91983-03B** Black – Short Stem, Left.
- 91909-03B** Black – Long Stem, Right.
- 91910-03B** Black – Long Stem, Left.
- 92022-03A** Chrome – Short Stem Kit.
- 91840-03B** Chrome – Short Stem, Right.
- 91845-03B** Chrome – Short Stem, Left.
- 91846-03B** Chrome – Long Stem, Right.
- 91848-03B** Chrome – Long Stem, Left.

G. MIRROR EXTENSION KIT*

See what's behind you. The Mirror Extension Kit improves visibility to the rear of your bike by repositioning mirrors outward approximately 2.0" and upward 1.0", clearing your field of view and allowing you to see past your shoulders. Available in your choice of chrome or satin black finish to match your mirrors and hand controls. Easy-to-install extenders fit a wide selection of Harley-Davidson® Original Equipment and accessory mirrors.

Fits '06-'17 Dyna® and '08-'14 Softail® models.

- 56000039** Chrome.
- 56000042** Satin Black.

H. MIRROR EXTENSION KIT*

Chrome-plated extenders relocate mirrors approximately 2" higher.

91907-87
Fits all models (except VRSCF models, Revolution Max models, XG750A models, and XL1200X models with mirrors mounted below the handlebars).



H. MIRROR EXTENSION KIT

*Harley-Davidson Motor Company cannot test and make specific fitment recommendations concerning every possible mirror and handlebar combination. Therefore, after installing new mirrors or handlebars and before operating the motorcycle, check to ensure that the mirrors provide the operator a clear view to the rear.

Model Family Fitment:

- V-ROD
- SPORTSTER
- DYNA
- SOFTAIL
- TOURING

*Harley-Davidson Motor Company cannot test and make specific fitment recommendations concerning every possible mirror and handlebar combination. Therefore, after installing new mirrors or handlebars and before operating the motorcycle, check to ensure that the mirrors provide the operator a clear view to the rear.

510 CONTROLS

Hand Levers

A. HAND CONTROL LEVER KIT

Continue the custom theme with accessory Hand Control Levers. Cast from aluminum, these levers feature a custom finish designed to match accessory chrome hand controls or complement Original Equipment-style black components. Clutch anti-rattle clip and new pivot bushing included.

Fits '14-'22 XL models.

36700052 Black.

Fits '96-'03 XL, '96-'17 Dyna® (except '16-'17 FXDLS), '96-'14 Softail® and '96-'07 Touring models. Does not fit Police or models equipped with hydraulic clutch.

45075-07 Chrome.

44994-07 Black.

55798-10A Edge Cut.

Fits '04-'13 XL and XR models.

46944-07A Black.

Fits '06-'17 VRSC™ models.

42275-07A Black.

Fits '15-'17 Softail models (except FLSS, FLSTFBS and FXSE).

36700104 Chrome.

36700105 Black.

Fits '18-later Softail models. Will slightly extend the brake lever reach of FXFB, FXFBS, FXDRS and FXLRST models.

36700209 Chrome.

36700210 Black.

36700211 Edge Cut.

Fits '21-later Touring models.

36700272 Chrome.

36700271 Black.

36700273 Edge Cut.

36700274 Slotted Chrome.

Fits '17-'20 Touring and '19-'20 Trike models.

41700422A Chrome.

41700421A Black.

41700424A Edge Cut.

41700425A Slotted Chrome.

Fits '14-'16 Touring models equipped with hydraulic clutch. Does not fit Trike models.

36700065 Chrome.

36700064 Black.

36700067 Edge Cut.

Fits '14-'16 FLHR and FLHRC and '08-'13 Touring and Trike models. Does not fit models equipped with hydraulic clutch.

38843-08 Chrome.

38845-08 Black.

36700004 Edge Cut.

Fits '17-'18 Trike models.

41700423A Chrome.



A. CHROME HAND CONTROL LEVERS



A. BLACK HAND CONTROL LEVERS



A. EDGE CUT HAND CONTROL LEVERS



A. SLOTTED HAND CONTROL LEVER KIT



B. CHROME CLUTCH BRACKET AND MASTER CYLINDER KIT - (45355-08A SHOWN)



B. CHROME CLUTCH AND BRAKE MASTER CYLINDER KIT - (41700480 SHOWN)



B. CHROME CLUTCH AND BRAKE MASTER CYLINDER KIT - (4701018 SHOWN)



B. CHROME CLUTCH AND BRAKE MASTER CYLINDER KIT - (41700440 SHOWN)



B. CHROME CLUTCH BRACKET AND MASTER CYLINDER KIT - (42117-08A SHOWN)



B. CHROME CLUTCH AND BRAKE MASTER CYLINDER KIT - (41700263D SHOWN)



B. CHROME CLUTCH AND BRAKE MASTER CYLINDER KIT - (4701019 SHOWN)



B. CHROME CLUTCH AND BRAKE MASTER CYLINDER KIT - (41700463 SHOWN)

CONTROLS 511

Hand Controls

B. CHROME CLUTCH BRACKET AND MASTER CYLINDER RESERVOIR KIT

Replace your stock painted aluminum controls with brilliant chrome, without compromising quality. This kit is manufactured from Original Equipment components and includes a Chrome Master Cylinder Cover. When combined with Chrome Switch Housing Kit, Chrome Switch Caps and other Harley-Davidson® Genuine Motor Accessories, this front brake control kit provides a look that does more than stop your bike – it can stop traffic.

45284-99E

Fits '96-'03 XL, '96-'05 Dyna® and Softail® models with single disc front brakes and cable-operated clutch.

45281-99E

Fits '96-'03 XL models, '96-'05 Dyna and Softail and '96-'04 Touring models with dual disc front brakes and cable operated clutch.

45355-08A

Fits '08-'17 Dyna (except FXDF, FXDLS and '14-'17 FXDL) and '08-'14 Softail models equipped with single disc front brakes and cable-operated clutch.

41700480

Fits '18-later Softail (except FXLRS, FXLRST, FXDRS, FXFB and FXFBS) models.

36700100

Fits '15-'17 Softail models with cable-operated clutch.

45355-06B

Fits '06-'07 Dyna and Softail models equipped with single disc front brakes and cable-operated clutch.

41701018

Fits '21-later Touring and Trike models (except Road Glide® models) with cable-operated clutch.

41700440

Fits '17-'20 Touring (except Road Glide® models) and '19-'20 Trike models.

41700263D

Fit '14-'16 Touring models (except Road Glide) with hydraulic clutch. Does not fit Trike models.

42117-08A

Fits '08-'16 Touring models with cable-operated clutch.

46418-05B

Fits '05-'07 Touring models with cable-operated clutch.

41700441A

Fits '17-'18 Trike models.

41700330A

Fits '14-'16 Trike models with hydraulic clutch.

41700463

Fits '17-'20 Road Glide® models.

41701019

Fits '21-later Road Glide® models with cable-operated clutch.

Model Family Fitment:

V-ROD
 SPORTSTER
 DYNA
 SOFTAIL
 TOURING

512 CONTROLS

Hand Controls

A. SWITCH HOUSING KIT – CHROME

Convert your handlebar switch housings from black to brilliant chrome. Complete kit includes left and right housings sets. No switches or wiring required.

70222-96B

Fits '02-'17 VRSC™, '96-'13 XL, '08-'12 XR, '96-'11 Dyna®, and Softail® (except FXSTDSE) and '96-'13 Road King® (except FLHRSE) models.

71826-11

Fits '14-'22 XL, '12-'17 Dyna® and '11-later Softail® models not equipped with Cruise Control.

71500442

Fits '16-later Softail models equipped with cruise control.

71500185

Fits '14-later Touring (except FLHRXS) and Trike models.

70228-96C

Fits '96-'13 FLHTCU, FLHTK, FLTR and FLTRU, '02-'13 FLHRC and '09-'13 FLHTCUTG models. Also fits '02-'13 FLHR models equipped with cruise control.

71813-09

Fits '96-'13 FLHT, FLHTC, FLHX and FLTRX and '10-'11 FLHXX models equipped with cruise control.

B. HANDLEBAR RESERVOIR COVER SET

This kit includes a chrome-plated clutch bracket, handlebar control clamps, master cylinder cover and hardware to completely finish chroming the hand controls. Combine with chrome-plated Switch Housing Kit P/N 70222-96B to finish the look. Cannot be used with Auxiliary Lighting Kits.

46099-98

Fits '96-'03 XL, '96-'17 Dyna, '96-'14 Softail and '96-'07 Touring models with dual disc front brakes. (Does not fit VRSC models or models equipped with hydraulic clutch.)

46098-98

Fits '96-'03 XL, '96-'17 Dyna and '96-'14 Softail models with single disc front brakes. (Does not fit models equipped with hydraulic clutch.)



A. SWITCH HOUSING KIT – CHROME (71500185 SHOWN)



A. SWITCH HOUSING KIT – CHROME (71500442 SHOWN)



A. SWITCH HOUSING KIT – CHROME (70222-96B SHOWN)



A. SWITCH HOUSING KIT – CHROME



B. HANDLEBAR RESERVOIR COVER SET



Model Family Fitment:

- V-ROD
- SPORTSTER
- DYNA
- SOFTAIL
- TOURING

CONTROLS 513

Hand Controls

C. TURN SIGNAL EXTENSION CAPS

Make signaling simple. These Turn Signal Extension Caps allow riders to easily reach and activate turn signals without repositioning or removing their hands from the grips. The one-piece design features a contoured thumb extension that places the left- and right-hand signal control in a comfortable position. Available in chrome and black, these Extension Caps replace the stock turn signal switch caps without re-wiring.

Fits '14-'22 XL, '12-'17 Dyna® and '11-later Softail® models (except FLDE, FLHC, FLHCS, FLSB, FLTSE, FXLRST and FXSBSE).

71500177

Black.

71500178

Chrome.

Fits '02-'17 VRSC™, '96-'13 XL, '08-'12 XR, '96-'11 Dyna, '96-'10 Softail and '96-'13 Touring and Trike models.

71500179

Black.

Fits '20-later FLHT, '14-later Road King® and Freewheeler® models. Does not fit CVO™ models or Lighted Hand Control Switches P/N 71500561.

71500285

Black.

Fits '16-later Electra Glide® (except FLHT), Street Glide®, Ultra Limited™, Road Glide® and FLHTCUTG models. Does not fit CVO™ models or Lighted Hand Control Switches P/N 71500561.

71500286

Black.

D. SWITCH CAP KIT – CHROME

Not satisfied until everything you see is chrome? These Chrome Switch Cap Kits will add style to one of the most visible areas of your bike, the switches. Shaped for the same ergonomic feel as the Original Equipment hand control switches, these caps replace the stock black caps without re-wiring. The chrome switch caps complement other chrome hand control accessories (Chrome Master Cylinder Kit, Chrome Hand Levers, Chrome Switch Housings and Chrome Master Cylinder Cover) to complete the custom look.

71500187C

Fits '20-later FLTRK, '19-later FLHTK and FLHTKL, '16-later FLHTCU, FLHTCUL, FLHX, FLHXS, FLHXST, FLTRU, FLTRX, FLTRXS, FLTRXST and '09-'18 FLHTCUTG models. Does not fit CVO models.

71500186A

Fits '16-later Road King®, '20-later FLHT, and '15-'18 Freewheeler models. Does not fit CVO models.

71500228C

Fits '16-'18 FLHTK and FLHTKL models. Does not fit CVO models.

71500515

Fits '19-later FLHTCUTG and FLTRT models. Does not fit CVO models or Lighted Hand Control Switches P/N 71500561.

71500517

Fits 19-later FLRT models. Does not fit with Lighted Hand Control Switches P/N 71500561.

71500441

Fits '14-'22 XL, '12-'17 Dyna® and '11-later Softail® models (except FLDE). Kit includes switch cap for cruise-control equipped models for '16-later models. Does not fit models with Auxiliary Lamps.

71804-03

Fits '02-'17 VRSC and '96-'13 XL and XR, '96-'11 Dyna, '96-'13 FLHR and '98-'01 FLHRC models. FLHR models equipped with cruise control use Kit P/N 71808-03.

71500110

Fits '14-'22 XL, '12-'17 Dyna (except '16-'17 FXDLS), and '11-'15 Softail models.

71802-03

Fits '96-'13 FLHTCU, FLHTK, FLTR and FLTRU and '09-'13 FLHTCUTG models.

71816-09

Fits '96-'13 FLHT, FLHTC, FLHX and FLTRX and '10-'11 FLHXX models equipped with cruise control.




C. TURN SIGNAL EXTENSION CAPS – BLACK (71500179 SHOWN)



C. TURN SIGNAL EXTENSION CAPS – CHROME



D. SWITCH CAP KIT – CHROME (71500187C SHOWN)



D. SWITCH CAP KIT – CHROME (71500515 SHOWN)



D. SWITCH CAP KIT – CHROME (71500186A SHOWN)



D. SWITCH CAP KIT – CHROME (71500228C SHOWN)



D. SWITCH CAP KIT – CHROME (71500441 SHOWN)

514 CONTROLS

Hand Controls

A. FRONT MASTER CYLINDER COVER — CHROME

Includes chrome-plated cover, gasket and decal. Easily installed with included stainless steel screws.

45078-96D Brake.
Fits '02-'05 VRSC™, '96-'03 XL, '96-'05 Dyna® and Softail® and '96-'04 Touring models.

46424-05B Brake.
Fits '06-'17 Dyna, '06-'14 Softail and '05-'07 Touring models. Also fits '14-later Trike brake master cylinder and '14-'16 Trike clutch master cylinders.

42123-08 Brake.
Fits '08-later Touring and '09-'13 and '19-later Trike models.

36700094A Clutch.
Fits '14-'16 Touring models equipped with hydraulic clutch. Does not fit Trike models.

41700297 Brake.
Fits '15-'17 Softail models.

41700442 Clutch.
Fits '17-'20 Touring and '19-'20 Trike models.

B. EDGE CUT MASTER CYLINDER COVER

The Edge Cut master cylinder cover features a crisp anodized finish that is machined to expose the highlights or raw aluminum. The contrasting cut back look makes a powerful visual statement, and works great with both traditional and contemporary customizing styles. This cover is a direct replacement for the Original Equipment master cylinder cover. Easily installed kit includes cover, gasket and black hardware.

41700334 Brake.
Fits '06-'17 VRSC, '08-later Touring and '09-'13 Trike models.



A. CHROME MASTER CYLINDER COVER
45078-96D



A. CHROME MASTER CYLINDER COVER
46424-05B



A. CHROME MASTER CYLINDER COVER
42123-08



A. CHROME MASTER CYLINDER COVER
36700094A



B. EDGE CUT MASTER CYLINDER COVER



C. REAR MASTER CYLINDER COVER — CHROME
(46463-08 SHOWN)



C. REAR MASTER CYLINDER COVER — CHROME



D. BANJO BOLT KIT — CHROME



F. REDUCED EFFORT CLUTCH KIT

CONTROLS 515

Hand Controls

C. REAR MASTER CYLINDER COVER — CHROME

An easy way to add chrome to your bike is with this chrome-plated version of the stock master cylinder cover.

46463-08
Fits '08-later Touring models. Does not fit Trike models.

46425-05A
Fits '06-'17 Dyna® non-ABS models, '06-'17 Softail® and '05-'07 Touring models.

45149-99C
Fit '00-'05 Softail and '99-'04 Touring models.

D. BANJO BOLT KIT — CHROME

Replace the Original Equipment zinc finish brake line hardware with brilliant chrome custom banjo bolts.

41843-08
Fits '06-'17 VRSC™, '08-later Touring and '09-'13 Trike models.

E. SWITCH HOUSING HARDWARE KIT

Complete the chrome conversion with this Chrome Hardware Kit. Chrome-plated stainless steel hardware replaces the Original Equipment black hardware on the hand control switch housing, clutch and brake bracket clamps.

91124-03A
Fits '96-later models (except 15-later XG, '04-'22 XL and XR and '15-later Softail, Touring and Trike).

F. REDUCED EFFORT CLUTCH KIT

Kit includes a new clutch spring and inner/outer ramps that significantly reduce clutch lever effort. Original Equipment on '06-later Twin Cam-equipped models.

36808-05
Fits '99-'05 Twin Cam-equipped models. Stock on '06-later Twin Cam-equipped models. This kit is not for use with Screamin' Eagle® Performance Parts.

Model Family Fitment:

- V-ROD
- SPORTSTER
- DYNA
- SOFTAIL
- TOURING

516 CONTROLS

Hand Controls

A. LIGHTED HAND CONTROL SWITCHES

Add function and style to the Original Equipment hand controls. Lighted Hand Controls feature soft white LED backlighting that illuminates the switch function icons for enhanced night-time visibility. You get at-a-glance identification and a modern up-to-date look. Kit includes plug-in switch packs for left- and right-hand controls, now including the Traction Control switch for '20-later models.

71500629

Fits '21-later Touring models with Traction Control and '21-later FLHTCUTG. Does not fit Road King® or FLHT models. Does not fit with Chrome Switch Cap Kits.

71500561

Fits '20 Touring models with Traction Control and '19-'20 FLHTCUTG. Does not fit with Chrome Switch Cap Kits.

71500248C

Fits '14-'20 Touring models (without Traction Control) with a Boom!™ Box audio system (for RDRS see P/N 71500561) and '14-'18 FLHTCUTG models. Stock on '14-'19 CVO™ Touring models.

71500250B

Fits '14-'16 FLHR and FLHRC models.

B. CLUTCH FERRULE AND BANJO BOLT COVER KITS

These chrome-plated die-cast covers provide a custom look to your hand controls. The pair of tapered covers conceals the brake banjo bolt cable and the clutch cable or hydraulic line connections as they enter the hand controls. The two-piece design is easy to install and adds a finishing touch to Original Equipment or braided lines and cables. Kits are available for models with cable- or hydraulic-operated clutch.

41300061 Brake and Cable Clutch.

Fits '84-later models (except VRSC™, '15-later XG, and '08-later XR). Will not fit models equipped with hydraulic clutch. Some models may require rotation of the front master cylinder banjo fitting. See the service manual for Brake systems procedures.

41300062 Brake and Hydraulic Clutch.

Fits '09-'17 VRSC™, '14-'20 Touring (except Road Glide®), '14-'20 Trike and '08-'20 CVO models and bikes equipped with hydraulic clutch. Does not fit '15-later Softail® models. Some models may require rotation of the front master cylinder banjo fitting. See the service manual for Brake systems procedures.

C. CLUTCH FERRULE AND BANJO BOLT COVER KIT – CHROME

Die-cast chrome covers provide a custom look to your stock banjo bolts and handlebar clutch ferrule. Fits clutch ferrule on handlebar and banjo bolts on brake master cylinders and calipers. Installs in seconds.

32714-98A

Fits '84-later models with stock master cylinder and calipers (except '02-later VRSC, '15-later XG, '04-'22 XL, '18-later Softail and '08-later Touring and Trike). Will not fit models equipped with hydraulic clutch.



A. LIGHTED HAND CONTROL SWITCHES



A. LIGHTED HAND CONTROL SWITCHES – (71500561 SHOWN)



A. LIGHTED HAND CONTROL SWITCHES – (71500248C SHOWN)



B. CLUTCH FERRULE AND BANJO BOLT COVER KITS



B. BRAKE & CABLE CLUTCH



B. BRAKE & HYDRAULIC CLUTCH



C. CLUTCH FERRULE AND BANJO BOLT COVER KIT – CHROME



B. BRAKE & CABLE CLUTCH

B. BRAKE & HYDRAULIC CLUTCH



D. CRUISE CONTROL KIT (41000369 SHOWN)



E. HANDLEBAR SWITCH CONTROL KIT



F. AUXILIARY ACCESSORY SWITCH HOUSING KIT – CHROME (SHOWN WITH AUXILIARY ON/OFF SWITCH)



F. AUXILIARY ACCESSORY SWITCH HOUSING KIT – BLACK (SHOWN WITH AUXILIARY ON/OFF SWITCH)



G. AUXILIARY ON/OFF SWITCH KIT

CONTROLS 517

Hand Controls

D. CRUISE CONTROL KIT

For long-distance runs, there's nothing better than letting your bike do all the work. This Cruise Control Kit puts you just minutes away from true touring bliss. Unlike mechanical throttle controls or friction thumb wheels, this complete electronic speed control allows you to set and maintain constant speed at the touch of a button. Your dealer will install the new hand controls, enable the cruise control function in the Electronic Control Module (ECM) and you're ready to roll. No splicing into the wiring harness to install. Kit includes updated switch housings and all necessary hardware.

41000369

Fits '16-later Softail® models. Original Equipment on '16-'17 FLSS, FLSTC, FLSTFB, FLSTN and FXSE models and '18-later FLHC, FLHCS and FLSB models. Dealer Digital Technician™ software update is required.

E. HANDLEBAR SWITCH CONTROL KIT

Updated for use with '07-later models equipped with clutch interlock system. This exclusive Harley-Davidson® kit simplifies the switch to custom style handlebars. Kit features the Original Equipment left and right switch housings, 60.0" wiring harness and all necessary hardware.

70239-07

Fits '96-'13 XL, '08-'13 XR, '96-'11 Dyna® and '96-'10 Softail models (except '07-'10 FLSTF). Also fits '96-'13 Touring models without cruise control or radio controls.

F. AUXILIARY ACCESSORY SWITCH HOUSING KIT

Keep your eyes on the road and your hands on the grips with these easy-to-reach Auxiliary Accessory Switch Housings. Available for left and right hand control clusters, these housings will allow you to install up to six switches (when two housings are used) to control various electrical devices. Available in black to match Original Equipment switch housings or a bright chrome finish to complement accessory Chrome Switch Housing Kits. All necessary mounting hardware is included. Switches sold separately.

Fits '96-later VRSC™, XL, XR, Dyna, Softail (except FLSB, FLSTF, FLSTFB, FLSTFB, FXDRS, FXSB and FXSE) and Touring models (except '15-later Road Glide® and FLHRXS). Does not fit Trike models. Does not fit models equipped with Large Diameter Handlebars, Handlebar-Mounted GPS, Boom!™ Audio Cruiser Amp & Speaker Kits or Tour-Pak® Mounted CD Changer P/N 77184-01. '04-'22 XL and XR models require separate purchase of (2) Screw P/N 3832M.

70213-02C Chrome Left Side.

70248-02B Black Left Side.

Fits '96-later VRSC, XL, XR, Dyna, Softail (except FLSB, FLSTF, FLSTFB, FLSTFB, FXDRS and FXSE) and Touring models (except '15-later Road Glide and FLHRXS). Does not fit Trike models. Does not fit models equipped with Large Diameter Handlebars, Handlebar-Mounted GPS, Boom! Audio Cruiser Amp & Speaker Kits or Tour-Pak Mounted CD Changer P/N 77184-01. '04-'22 XL and XR models require separate purchase of (2) Screw P/N 3832M.

70255-02B Chrome Right Side.

G. AUXILIARY ON/OFF SWITCH KIT

Styled to match the Original Equipment hand controls. These Auxiliary On/Off switches allow you to control additional electrical accessories with the touch of a finger when installed in the Auxiliary Accessory Switch Housing. Switches sold individually.

71718-02

Fits Auxiliary Accessory Switch Housing Kits P/N 70255-02B, 70256-02, 70213-02C and 70248-02B.

Model Family Fitment:

- V-ROD
- SPORTSTER
- DYNA
- SOFTAIL
- TOURING

COMFORT, STYLE OR BOTH?

Every person is unique. Your overall height, arm reach, upper body length and riding style all dictate your relationship to the bike's controls. Add in the desire for a unique, custom look and your handlebar options multiply exponentially.*



REACH™ HANDLEBARS

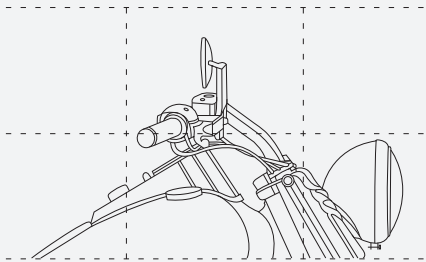
Recommended for shorter riders, Reach™ Handlebars are shaped to position the hand controls closer to the rider for optimized elbow and wrist position.



TALLBOY™ HANDLEBARS

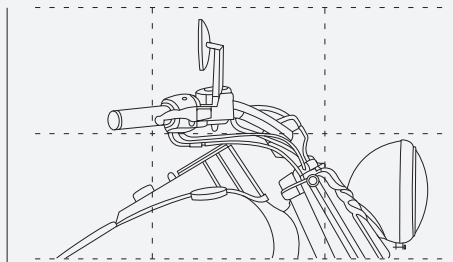
Recommended for taller riders, Tallboy™ handlebars enable long-armed riders to more comfortably fit and maneuver the motorcycle.

YOUR RIDING POSITION



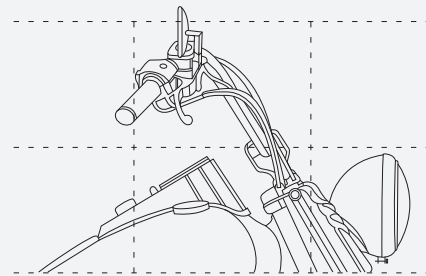
DRAG HANDLEBAR*

Narrow, flat and more aggressive, drag bars provide a straight elbow and neutral hand and wrist position. For maximum comfort, drag bars can be positioned with curved or straight risers to minimize stretch to the controls.



BEACH HANDLEBAR*

Low and wide, a beach bar spreads your arms and gives you room to breathe. Ideal for the rider with long arms, beach bars can be a little too wide for many riders. While selecting a bar, make sure you can reach the hand controls when the handlebar is fully turned.

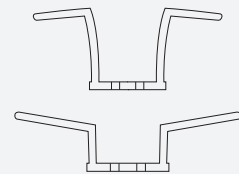


APE & TALLBOY HANDLEBAR*

Tall and wide, ape and Tallboy™ handlebars provide a classic "fists-in-the-wind" look and can add long-haul comfort for riders with long arms. Because handlebar height is regulated in many areas, check local laws before installing a tall handlebar.

CHIZELED HANDLEBAR*

For cutting edge style, a Chizeled Bar combines the hands-up feel of a mini-ape with the narrow width of a drag bar. The bar's shoulder-width design keeps the elbows in and the arms straight ahead, and the wrist and hands fall in a neutral palms-down grip.



HANDLEBAR DIMENSIONS

(IN INCHES)

Handlebar Kit	Bar Diameter	Width	Pull Back	Rise	Base Width	Knurl Center	Handlebar Kit	Bar Diameter	Width	Pull Back	Rise	Base Width	Knurl Center
55800103	1.00	25.75	4.30	8.30	8.50	3.22	55801006	1.25	39.00	5.10	13.30	14.20	3.40
55800188	1.25	32.00	7.00	8.00	10.00	3.22	55801007	1.25	39.00	5.10	13.30	14.20	3.40
55800198	1.00	25.75	4.30	8.30	8.50	3.22	55801015	1.00	31.70	4.60	12.90	11.00	2.94
55800345	1.00	28.50	4.75	3.75	7.50	3.14	55801016	1.00	31.70	4.60	12.90	11.00	2.94
55800421	1.25	27.50	4.00	12.00	9.50	3.00	55801029	1.25	32.70	4.60	13.20	12.10	2.94
55800430	1.00	27.50	5.50	4.00	8.50	3.14	55801030	1.25	32.70	4.60	13.20	12.10	2.94
55800431	1.00	27.50	5.50	4.00	8.50	3.14	55801057	1.00	28.30	5.60	9.80	11.00	2.94
55800439	1.25	31.00	6.25	14.00	11.25	3.00	55801058	1.25	29.30	5.60	10.10	12.10	2.94
55800440	1.25	31.00	6.25	14.00	11.25	3.00	55801059	1.25	29.30	5.60	10.10	12.10	2.94
55800563	1.00	30.00	9.25	5.25	11.75	3.14	55801060	1.00	33.80	5.80	8.60	17.40	3.40
55800568	1.25	32.00	4.75	9.00	11.25	3.00	55801061	1.00	33.80	5.80	8.60	17.40	3.40
55800569	1.25	32.00	4.75	9.00	11.25	3.00	55801062	1.25	35.00	6.50	10.10	14.20	2.94
55800579	1.00	31.75	6.25	7.00	9.00	3.50	55801063	1.25	35.00	6.50	10.10	14.20	2.94
55800587	1.00	31.00	4.50	7.25	10.00	3.14	55801263	1.0	33.8	2.79	8.0	4.65	3.5
55800589	1.00	30.81	13.09	6.63	15.14	3.48	55801280	1.0	33.8	6.0	3.7	4.65	3.5
55800590	1.00	30.81	13.09	6.63	15.14	3.48	55800035A	1.00	29.25	3.80	0.00	9.00	3.14
55800591	1.00	32.39	6.03	11.17	16.16	3.48	55800548A	1.25	33.75	9.25	14.75	12.50	3.14
55800592	1.00	32.39	6.03	11.17	16.16	3.48	55800549A	1.25	33.75	9.25	14.75	12.50	3.14
55800714	1.25	34.68	7.09	7.68	10.20	3.14	55800550A	1.25	34.75	10.00	12.25	12.50	3.14
55800715	1.00	31.64	6.85	7.00	9.84	3.14	55800551A	1.25	34.75	10.00	12.25	12.50	3.14
55800717	1.00	31.64	6.85	7.00	9.84	3.14	55914-98	1.00	30.75	7.50	12.25	15.00	3.50
55800719	1.00	34.64	9.34	5.03	13.06	3.14	55954-00	1.00	30.00	9.00	9.50	13.75	3.14
55800721	1.00	34.64	9.34	5.03	13.06	3.14	55967-08	1.25	35.50	11.50	4.75	12.25	3.50
55800856	1.00	28.50	3.00	1.50	5.74	N/A	56036-08	1.00	31.75	6.50	10.00	15.75	3.50
55800858	1.25	28.50	3.00	1.50	5.74	N/A	56166-08	1.00	32.00	5.50	11.25	13.00	3.14
55800861	1.00	28.50	4.00	0.00	7.26	3.50	56180-08	1.00	30.00	9.00	9.50	13.75	3.14
55801003	1.00	32.00	6.50	8.75	10.00	3.14	56902-08	1.00	31.25	5.00	12.00	11.50	3.14
55801004	1.00	38.00	4.60	12.90	17.40	3.40	57474-11	1.00	35.00	1.75	12.00	16.00	3.50
55801005	1.00	38.00	4.60	12.90	17.40	3.40	57485-11	1.00	35.00	1.75	12.00	16.00	3.50

CHOOSING YOUR HANDLEBAR

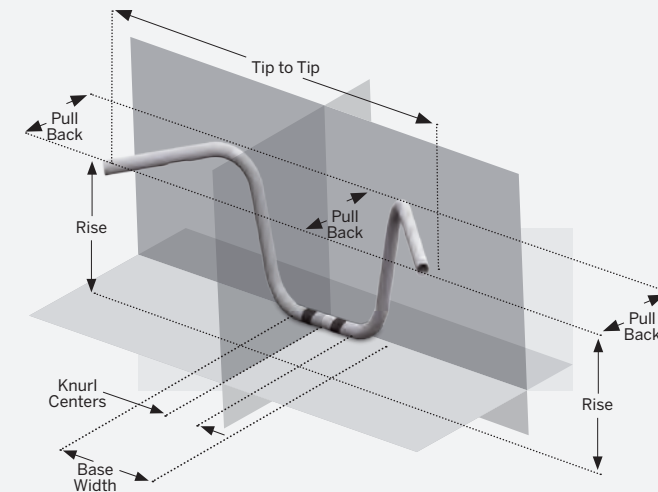
RISE is the vertical distance between a handlebar's tip and its base. Adding risers to bars that sit too low can help put hand grips into your sweet spot.

PULL BACK is the distance the handlebar tips come back toward the rider. Greater pull back can eliminate the long reach to the bar for a shorter rider.

WIDTH is measured from tip to tip. Make sure the bar isn't too wide so it pulls your hands off the grips when turning.

KNURL CENTER is the distance between the center line of the bar's knurling. The measurement should match the riser dimension to maximize clamping pressure.

*NOTE: Installation of some handlebars and risers may require a change in clutch and/or throttle cable and brake lines for some models. Handlebar height is regulated in many locations. Check local laws to ensure your motorcycle meets applicable regulations.
**1.25" Fat Bar base necks down to fit 1.0" handlebar clamp.



520 CONTROLS

Handlebars – Dyna®/Softail®

A. EXTREME REACH™ HANDLEBAR*

Extensively tested with a panel of riders between 5'-0" to 5'-5" tall, this Extreme Reach™ Handlebar and recommended riser combination was proven to be the most ergonomically pleasing handlebar for many Dyna® and Softail® models. Shaped to provide the ideal balance of pull back and width, this handlebar produces an overall pull back of 11.0" and a tip-to-tip width of 30.0" when combined with Curved Riser Kit P/N 56266-09 (sold separately). Your hands fall naturally in place and the narrow width reduces your stretch while making low-speed turns and parking lot maneuvers.

55800563

Fits '06-'17 Dyna (except '14-'17 FXDL) and '00-'17 Softail models (except FLSS, FLSTFBS, FXCW, FXCWC, FXS, FXSB, FXSTD and Springer™). Does not fit CVO™ models. All models require separate purchase of additional installation components.

See your Dealer for cables, lines and additional installation components required, or visit www.H-D.com/store and search part number 55800563.



A. EXTREME REACH HANDLEBAR



A. EXTREME REACH HANDLEBAR WITH RISER KIT P/N 56266-09



A. EXTREME REACH HANDLEBAR (SHOWN WITH CURVED RISER KIT)



B. REACH HANDLEBAR – 1.0"



C. FAT REACH HANDLEBAR – 1.25"



D. TALLBOY HANDLEBAR – 1.0"

CONTROLS 521

Handlebars – Dyna®/Softail®

C. FAT REACH™ HANDLEBAR* – 1.25"

Slammed and styled for a low-profile look, this 1.25" handlebar places the hand controls closer to the rider for an optimized elbow bend and wrist position, offering improved confidence and long-range comfort for shorter-armed riders.

Fits '18-later FLFB, FLFBS, FLSL, FLSE, FXBR, FXBRS, FXDRS, FXFB and FXFBS models. Does not fit FXFB and FXFBS models without ABS Brakes. FLSL models require separate purchase of 1.25" handlebar riser kit. All models require separate purchase of additional installation components.

55800714 Gloss Black.

See your Dealer for cables, lines and additional installation components required, or visit www.H-D.com/store and search part number 55800714.

D. TALLBOY™ HANDLEBAR – 1.0"

Recommended for riders 5'9" and taller, this 1.0" Tallboy™ handlebar enables long-armed riders to more comfortably fit and maneuver Softail® motorcycle. Shaped to provide the ideal balance of rise and width, this bar places the hands in a neutral position and stretches the arms to reduce the bend at the elbow.

Fits '18-later FLDE, FLHC, FLHCS, FLSL, FXBB, FXLR, FXST and '21-later FXBBS models. All models require separate purchase of additional installation components.

55800719 Chrome.

55800721 Gloss Black.

See your Dealer for cables, lines and additional installation components required, or visit www.H-D.com/store and search part number 55800719 or 55800721.



Reach Handlebars



Tallboy Handlebars

*NOTE: Installation of some handlebars and risers may require a change in clutch and/or throttle cable and brake lines for some models. Handlebar height is regulated in many locations. Check local laws to ensure your motorcycle meets applicable regulations.

*NOTE: Installation of some handlebars and risers may require a change in clutch and/or throttle cable and brake lines for some models. Handlebar height is regulated in many locations. Check local laws to ensure your motorcycle meets applicable regulations.

Model Family Fitment:

V-ROD
 SPORTSTER
 DYNA

 SOFTAIL
 TOURING

522 CONTROLS

Handlebars – Dyna®/Softail®/Sportster®

A. REACH® HANDLEBAR*

With a shape designed to place the handlebars closer to the rider, this Reach® Handlebar puts the rider in an upright seating position for added comfort and control. Designed to place the handlebars closer to the rider for ideal fit, comfort and control. Nightster® models require separate purchase of Brake Line P/N 41800874 Gloss Black finish.

Fits '21-later RH1250S and '22-later RH975 models.

55801263 Gloss Black.

See your Dealer for cables, lines and additional installation components required, or visit www.H-D.com/store and search part number 55801263.



A. REACH® HANDLEBAR

B. TRACKER HANDLEBAR*

Inspired by rough-and-tumble flat track race bikes, this handlebar is wider and taller than stock and features a cross brace. • Designed to give the Sportster® S and Nightster models additional leverage during spirited riding. Fixed cross-bar gives aggressive look to front end. Nightster models require separate purchase of Brake Line P/N 41800874 Gloss Black finish

Fits '21-later RH1250S and '22-later RH975 models.

55801280 Gloss Black.

See your Dealer for cables, lines and additional installation components required, or visit www.H-D.com/store and search part number 55801280.



B. TRACKER HANDLEBAR

C. STREET SLAMMER BAR*

Comfort and attitude in one. This Street Slammer drag bar with 7.0" integrated risers offers a stylish alternative to separate curved risers, bar and handlebar clamp combinations and reduces the stretch required to reach traditional straight bars. This 1.25" fat bar is factory drilled to accept hidden control wires for a clean custom look. Available in brilliant chrome or satin black finish.

Fits '12-'16 FLD, '06-'17 FXDB, '08-'17 FXDF, '01-'05 FXDL, '16-'17 FXDLS, '99-'17 FXDWG, '00-'17 FLS, FLSS, FLSTC, FLSTF, FLSTFB, FLSTFBS, FLSTN, FXST, FXSTB, FXSTC and FXSTD, and '03-'13 FLHR and FLHRC models. All models require separate purchase of additional installation components. Does not fit Road King® models equipped with cruise control, '08 ABS-equipped models, Heated Hand Grips, Hydraulic Clutch Kits, Handlebar Mounted Gauges, Road Tech™ Radio, Softail® Nacelle Kit or Sidecar-equipped models.

55801309 Chrome.

55801308 Satin Black.

See your Dealer for cables, lines and additional installation components required, or visit www.H-D.com/store and search part number 55801309 or 55801308.



C. STREET SLAMMER BAR – CHROME (ROAD KING SHOWN)

D. DRAG BAR*

Nothing says minimalist like a classically simple drag bar. Shaped to give the Nightster and Iron 883™ models an aggressive riding profile, this satin black 1.0" Drag Bar features 0" of rise and 4.0" of pull back to provide an excellent combination of forward positioning and wrist control.

55800035A Satin Black.

Fits '07-'22 XL models with 2.2 or 3.3 gallon fuel tank. Does not fit XL883C, XL883R, XL1200C, XL1200L, XL1200R, XL1200T, '11-'22 XL883L or models equipped with 4.5 gallon large-capacity fuel tank. All models require separate purchase of additional components.

Shown with:

HANDLEBAR RISER SPACER KIT

Required for installation of Clubman, Drag, Chizeled and Chizeled Lo Handlebars on Sportster XL1200X models.

55900074

Fits '10-'22 XL1200X and XL1200XS models.

See your Dealer for cables, lines and additional installation components required, or visit www.H-D.com/store and search part number 55800035A.



D. DRAG BAR – SATIN BLACK (SHOWN ON XL1200X WITH RISER SPACER KIT)

*NOTE: Installation of some handlebars and risers may require a change in clutch and/or throttle cable and brake lines for some models. Handlebar height is regulated in many locations. Check local laws to ensure your motorcycle meets applicable regulations.

CONTROLS 523

Handlebars – Softail®

D. MOTO BAR – BLACK ANODIZED*

Made from lightweight aluminum anodized with a black finish, this club-style handlebar features a performance-style graphic. Pair with tall risers to complete the unique custom look.

55800856 1"

Fits '18-later FLSL, FXBB, FXLR, FXLRS (ABS only), and FXST, '14-later Road King® models and '21-later FXBBS models. Does not fit FXBB, FXBBS and FXST models with accessory Quarter Fairing or accessory windshields when using original equipment handlebar risers. FXLR models equipped with Color-Matched Quarter Fairing and Tall Risers P/N 55800852 require separate purchase of Turn Signal Brackets P/N 12700164 and 67800630. Installation requires separate purchase of additional components.

55800858 1.25" Tapered.

Fits '18-later FLFB, FLFBS, FLSL, FXBB, FXBBS, FXBR, FXBRS, FXDRS, FXFB, FXFBS, FXLR, FXLRS and FXST, '14-later Road King models. Does not fit FLFB, FLFBS, FXBR, or FXBRS models with accessory windshields. Does not fit FXBB, FXBBS and FXST models with accessory Quarter Fairing or accessory windshields when using original equipment handlebar risers. FXLR models equipped with Color-Matched Quarter Fairing and Tall Risers P/N 55800854 require separate purchase of Turn Signal Brackets P/N 12700164 and 67800630. Installation requires separate purchase of additional components.



D. 1" MOTO BAR – BLACK ANODIZED

See your Dealer for cables, lines and additional installation components required, or visit www.H-D.com/store and search part number 55800856 or 55800858.

E. DRAG BAR*

This nearly straight 1" drag bar moves the hands forward and gives riders a new option for a more aggressive, sporty riding position. The dark finish matches other dark components to complete or complement an overall blacked-out style.

55800861 Gloss Black.

Fits '18-later FXBB, FXLR, FLSL, FXST and '21-later FXBBS models. Does not fit with accessory windshields on stock risers. Installation requires separate purchase of additional components.

See your Dealer for cables, lines and additional installation components required, or visit www.H-D.com/store and search part number 55800861.



D. 1.25" MOTO BAR – BLACK ANODIZED, TAPERED



E. DRAG BAR – GLOSS BLACK

*NOTE: Installation of some handlebars and risers may require a change in clutch and/or throttle cable and brake lines for some models. Handlebar height is regulated in many locations. Check local laws to ensure your motorcycle meets applicable regulations.

Model Family Fitment:

V-ROD
 SPORTSTER
 DYNA
 SOFTAIL
 TOURING

524 CONTROLS

Handlebars – Sportster®

A. SPORTSTER® TALLBOY™ HANDLEBAR*

Ergonomically designed and tested by a panel of riders from 5'11" to 6'4", this 1.0" Tallboy™ handlebar enables long-armed riders to more comfortably fit and maneuver a compact Sportster® model. Shaped to provide the ideal balance of rise and width, this bar places the hands in a neutral position and stretches the arms to reduce the bend at the elbow.

Fits '07-'22 XL models (except XL883R and XL883C). All models require separate purchase of additional installation components.

55800587 Gloss Black.

See your Dealer for cables, lines and additional installation components required, or visit www.H-D.com/store and search part number 55800587.

B. IRON 883™ HANDLEBAR*

Add an edgy touch to your Sportster® model. Featuring the same shape, rise and pull back of the Iron 883™ Original Equipment stainless pull back handlebar, this satin black bar provides a choice in customizing style without the need to change cables and brake lines. Original Equipment on XL883N and XL1200X models.

55800345 Satin Black.

Fits '10-'22 XL883L, XL1200C, XL1200NS, XL1200T, XL1200V and XL1200XS models. Installation requires separate purchase of additional components. Original Equipment on XL883N and XL1200X models.

See your Dealer for cables, lines and additional installation components required, or visit www.H-D.com/store and search part number 55800345.



A. SPORTSTER TALLBOY HANDLEBAR



B. IRON 883 HANDLEBAR – SATIN BLACK



Tallboy Handlebars

*NOTE: Installation of some handlebars and risers may require a change in clutch and/or throttle cable and brake lines for some models. Handlebar height is regulated in many locations. Check local laws to ensure your motorcycle meets applicable regulations.

CONTROLS 525

Handlebars – Dyna®/Softail®/Road King®

C. HOLLYWOOD HANDLEBAR*

Original Equipment on the Softail Slim® model, this traditional Hollywood-styled handlebar combines the laid-back riding attitude of the '40s with a shape that's perfect for today's new school stripped-down bobbers. With its limited rise, narrow profile and gentle pull back shape, this bar captures the look of a classic bar without the wide beach bar riding position.

55800579 Gloss Black.
Fits '10-'22 XL1200X and XL1200XS, '06-'17 FXDB, '10-'17 FXDWG, '00-'17 FLSTC, FLSTF and FLSTFB, '08-'17 FLSTN, '18-later Softail® (except FXFB, FXFBS, FXBR, FXBRS, FXLRS and FXLRST), '15-later FLRT models. Requires separate purchase of additional installation components.

See your Dealer for cables, lines and additional installation components required, or visit www.H-D.com/store and search part number 55800579.



C. HOLLYWOOD HANDLEBAR (SPORTSTER FORTY-EIGHT SHOWN)

D. BEACH HANDLEBAR*

This beefy 1.25" bar shows off your bike in style! This fat bar allows you to tuck the wires inside the bar for a clean, custom appearance and the highly polished and chrome-plated bar will get you noticed. Installation requires separate purchase of additional components.

55967-08 Chrome.
Fits '12-'16 FLD, '06-'07 and '13-'17 FXDB, '08-'17 FXDF, '01-'05 FXDL, '99-'17 FXDWG, '00-'15 FXST, FXSTB, FXSTC and FXSTD and '03-'13 FLHR, FLHRC, FLHRS. All models require separate purchase of additional installation components. Does not fit '08 ABS-equipped models, Hydraulic Clutch Kits, Handlebar Mounted Gauges, Road Tech™ Radio, Softail® Freight Train Nacelle Kit, or Sidecar-equipped models. Compatible with accessory heated grips (except FLHTK Heated Grips or Black Rubber Heated Hand Grips P/N 56100034).

See your Dealer for cables, lines and additional installation components required, or visit www.H-D.com/store and search part number 55967-08.



D. BEACH HANDLEBAR (HERITAGE SOFTAIL CLASSIC SHOWN)

E. NARROW BEACH HANDLEBAR*

This beefy 1.25" handlebar sets the tone for a full-on custom ride. This chrome-plated fat bar combines the low rise and sweeping shape of a beach-style bar with a narrower tip-to-tip width for added rider comfort. Factory drilled to allow internal wiring for show-winning style.

55801330
Fits '12-'16 FLD, '13-'17 FXDB and '00-'15 FXST, FXSTB, FXSTC, FXSTD. May require separate purchase of riser kit and additional installation components. Compatible with accessory heated grips (except FLHTK Heated Grips or Black Rubber Heated Hand Grips P/N 56100034).

See your Dealer for cables, lines and additional installation components required, or visit www.H-D.com/store and search part number 55801330.



E. NARROW BEACH HANDLEBAR (FAT BOY SHOWN)

*NOTE: Installation of some handlebars and risers may require a change in clutch and/or throttle cable and brake lines for some models. Handlebar height is regulated in many locations. Check local laws to ensure your motorcycle meets applicable regulations.

Model Family Fitment:

- V-ROD
- SPORTSTER
- DYNA
- SOFTAIL
- TOURING

526 CONTROLS

Handlebars – Sportster®/Dyna®

A. CHIZELED HANDLEBAR*

Achieve ultimate cutting-edge style. The Chizeled Bar features the edgy profile of the classic Z bar and combines the hands-up feel of a mini-ape with the narrow width of a drag bar. The result? A classic chopper attitude. The 1.0" bar replaces mitered and welded corners with cast seamless 90° bends for added strength and style. The cast elbows eliminate sharp internal bends and the bar features removable Bar & Shield plugs to simplify internal wiring.

Fits '07-'22 XL883L, XL883N, XL1200L, XL1200N, XL1200NS, XL1200T, XL1200V, XL1200X and XL1200XS models. Also fits '06-'17 FXDB models with Original Equipment Handlebar P/N 58079-93. Does not fit with Heated Hand Grips. XL models require separate purchase of additional components.

55800198 Chrome.
55800103 Satin Black.

See your Dealer for cables, lines and additional installation components required, or visit www.H-D.com/store and search part number 55800198 or 55800103.



A. CHIZELED HANDLEBAR – SATIN BLACK (STREET BOB SHOWN)



B. CHIZELED LO HANDLEBAR



C. FAT CHIZELED HANDLEBAR – CHROME (SOFTAIL DELUXE SHOWN)

*NOTE: Installation of some handlebars and risers may require a change in clutch and/or throttle cable and brake lines for some models. Handlebar height is regulated in many locations. Check local laws to ensure your motorcycle meets applicable regulations.

CONTROLS 527

Handlebars – Sportster®/Dyna®/Softail®

D. MINI-APE HANDLEBAR*

Fists up! This mini-ape handlebar delivers a higher hand position to achieve a traditional look, a relaxed style, and more comfortable riding position for some riders. 1" diameter bar with 9.4" rise. Features a conservative rise and bend for rider comfort. The Gloss Black finish complements motorcycle styling. See Harley-Davidson® Handlebar Installation Requirements document for additional components required for installation.

55801284 Chrome.
Fits '22-Later RH975 and RH975S models.

E. MINI-APE HANDLEBAR*

The 12" mini-ape chrome 1.0" diameter handlebar delivers a modestly higher hand position to achieve a traditional look, a relaxed style, and more comfortable riding position for some riders.

Fits '07-'22 XL883L, XL883N, XL1200CX, XL1200L, XL1200N, XL1200NS, XL1200T, XL1200V, XL1200X, XL1200XS, and '18-later FLDE, FLSL and FXLR models. Also fits '06-'17 FXDB and '96-'05 FXDWG models with Original Equipment handlebar P/N 58079-93. XL models require separate purchase of additional components.

55801003 Chrome.
55801272 Gloss Black.

See your Dealer for cables, lines and additional installation components required, or visit www.H-D.com/store and search part number 55801003 or 56075-07A.

F. FXSB SOFTAIL® REACH™ HANDLEBAR*

Shaped to provide the ideal balance of pull back and width, this chrome-plated bar places riders closer to the controls for a comfortable upright riding position. When combined with the Original Equipment Softail® Breakout® curved risers, the Reach™ Handlebar provides an overall pull back of 7.0". The 1.25" diameter handlebar can be internally wired for a clean look.

55800188 Chrome.
Fits '13-'17 FXSB models. Separate purchase of additional components required.

See your Dealer for cables, lines and additional installation components required, or visit www.H-D.com/store and search part number 55800188.



D. MINI-APE HANDLEBAR



E. MINI-APE HANDLEBAR



F. FXSB SOFTAIL REACH HANDLEBAR



*NOTE: Installation of some handlebars and risers may require a change in clutch and/or throttle cable and brake lines for some models. Handlebar height is regulated in many locations. Check local laws to ensure your motorcycle meets applicable regulations.

Model Family Fitment:

- V-ROD
- SPORTSTER
- DYNA
- SOFTAIL
- TOURING

528 CONTROLS

Handlebars – Softail®

A. FUSED HANDLEBAR*

Combining the edgy profile of a classic Z bar with the knuckles-up feel of a mini-ape and the narrow width of a drag bar, the Fused Bar delivers a fistful of classic chopper attitude. And with muscular cast corners, the cast elbows eliminate sharp internal bends to simplify the internal wiring. The handlebar is 1.25" at the upright and handles and 1" diameter at the base to fit with Original Equipment 1" Handlebar Risers.

Fits '18-later FXBB, FXBBS, FXLR, FXLRS, FXST models. All models require separate purchase of additional components.

55801015 Chrome.

55801016 Gloss Black.

B. FUSED HANDLEBAR*

Combining the edgy profile of a classic Z bar with the knuckles-up feel of a mini-ape and the narrow width of a drag bar, the Fused Bar delivers a fistful of classic chopper attitude. And with muscular cast corners, the cast elbows eliminate sharp internal bends to simplify the internal wiring.

Fits '18-later ABS enabled FLFB, FLFBS, FXBR, FXBRS, FXFB, FXFBS and FXDRS, '14-'20 Road King®, and '15-'20 FLRT models. All models require separate purchase of additional components.

55801030 Chrome.

55801029 Black.



A. FUSED HANDLEBAR – CHROME



C. FUSED LO HANDLEBAR – CHROME



B. FUSED HANDLEBAR – BLACK



D. FUSED LO HANDLEBAR – BLACK

*NOTE: Installation of some handlebars and risers may require a change in clutch and/or throttle cable and brake lines for some models. Handlebar height is regulated in many locations. Check local laws to ensure your motorcycle meets applicable regulations.

CONTROLS 529

Handlebars – Softail®

C. FUSED LO HANDLEBAR*

With a low-profile and compact Z-bar design, the Fused Lo Bar flexes iconic West Coast style. And with muscular cast corners, the cast elbows eliminate sharp internal bends to simplify the internal wiring. The handlebar is 1.25" at the upright and handles and 1" diameter at the base to fit with Original Equipment 1" Handlebar Risers.

Fits '18-later ABS enabled FLFL and FXLRS models. All models require separate purchase of additional components.

55801057 Gloss Black.

D. FUSED LO HANDLEBAR*

The Fused Lo Handlebar is a new take on West Coast style. With a low-profile and compact Z-bar design, it delivers the classic club look. And with muscular cast corners, the cast elbows eliminate sharp internal bends to simplify the internal wiring.

Fits '18-later ABS enabled FLFB, FLFBS, FLFB, FXBR, FXBRS and FXDRS, '14-'20 Road King®, and '15-'20 FLRT models. All models require separate purchase of additional components.

55801058 Chrome.

55801059 Satin Black.

*NOTE: Installation of some handlebars and risers may require a change in clutch and/or throttle cable and brake lines for some models. Handlebar height is regulated in many locations. Check local laws to ensure your motorcycle meets applicable regulations.

Model Family Fitment:

V-ROD
 SPORTSTER
 DYNA
 SOFTAIL
 TOURING

530 CONTROLS

Handlebars – Dyna®/Softail®/Road King®

A. 12" FAT MINI-APE HANDLEBAR*

This true 12" mid-rise Ape Handlebar is the perfect mix of comfort and style. This bar features a traditional shape that tapers from a narrow base to a wide-open stance, and provides a flatter hand position with slightly less of the turned-in shape that can put stress on your wrists. The 1.25" diameter fat bar is factory drilled to allow internal wiring, and finished in your choice of show-quality chrome or gloss black surfaces. Handlebar can be installed in the Original Equipment risers on models factory-equipped with 1.25" handlebars.

Fits '14-later Road King® excluding vehicles equipped with 4-point H-D® detachable docking kits and '18-later FLFB, FLFBS, FLSB, FLFL, FXBR, FXBRS, FXBB, FXBBS, FXDRS, FXFB, FXFBS, FXLR and FXST models. Models originally equipped with 1.0" handlebar will require separate purchase of 1.25" handlebar riser kit. All models require separate purchase of additional installation components.

55801326 Chrome.

55801327 Gloss Black.

See your Dealer for cables, lines and additional installation components required, or visit www.H-D.com/store and search part number 55800479 or 55800748.

Shown with:

1.25" FAT RISER KIT – STREET BOB® AND BREAKOUT®

Required for installation of 1.25" handlebars on FXBB Street Bob® models, this curved riser kit features a one-piece top clamp that is shaped to accept the Original Equipment clamp-mounted digital gauge package. Kit includes two curved risers and one-piece clamp.

55900157B Gloss Black.

Fits '18-later FXBB, FXBBS, FXBR, FXBRS models.

B. 12" FAT MINI-APE HANDLEBAR KIT WITH RISER*

Big and beefy in the chopper tradition, this 1.25" Mini-Ape Handlebar is the perfect finish to an old-school ride. Factory drilled to allow internal wiring, the show-quality chrome or black finish reflects your attention to custom details. This 12.0" high bar and riser combination provides the look and attitude you dream about, but remains comfortable over the long haul. Handlebar kit includes matching riser and custom handlebar clamp that conceals the wire exit for a clean look.

Fits '12-'16 FLD, '06-'17 FXDB, '08-'17 FXDF, '16-'17 FXDLS, '99-'17 FXDWG, '00-'17 FLS, FLSS, FLSTC, FLSTF, FLSTFB, FLSTFBS, FLSTN, FXCW, FXCWC, FXST, FXSTB, FXSTC, '18-later Softail® (except FLSB, FXBB, FXBBS, FXBR, FXBRS, FXDRS, FXFB, FXFBS, FXLRS, FXLRST and FXST), and '03-later Road King models. All models require separate purchase of additional installation components. Fits with Accessory Heated Grips (except FLHTK Heated Grips or Black Rubber Accessory Heated Grips). Does not fit with Hydraulic Clutch Kits, handlebar-mounted gauges, or Softail® Freight Train Nacelle Kit. Satin Black kit features gloss black risers.

55801313 Chrome.

55801311 Black.

See your Dealer for cables, lines and additional installation components required, or visit www.H-D.com/store and search part number 55801313 or 55801311.



A. 12" FAT MINI-APE HANDLEBAR



B. 12" FAT MINI-APE HANDLEBAR KIT WITH RISER – CHROME



C. 16" FAT APE HANDLEBAR



D. 16" FAT APE HANDLEBAR KIT WITH RISER – SATIN BLACK

CONTROLS 531

Handlebars – Dyna®/Softail®/Road King®

C. 16" FAT APE HANDLEBAR*

This beefy 16" Fat Ape handlebar is shaped to give even the tallest rider the hands-in-the-air riding position. The bar features a flatter hand position that positions your wrists in a neutral position for long ride comfort. This true-height 16" bar can be installed in the Original Equipment risers on models factory-equipped with 1.25" handlebars, and the bar is pre-drilled to allow internal wiring. Available in your choice of chrome or gloss black finish, these bars are ready to deliver your custom attitude.

Fits '18-later FLFB, FLFBS, FLSB, FLFL, FXBR, FXBRS, FXBB, FXDRS, FXFB, FXFBS, FXLR and FXST models. '14-later Road King® (except vehicles equipped with 4-point H-D detachable docking kits). Models originally equipped with 1.0" handlebar will require separate purchase of 1.25" handlebar riser kit. All models require separate purchase of additional installation components.

55801325 Chrome.

55801324 Gloss Black.

See your Dealer for cables, lines and additional installation components required, or visit www.H-D.com/store and search part number 55800750 or 55800751.

D. 16" FAT APE HANDLEBAR KIT WITH RISER*

Reach for the sky. This brawny 1.25" Ape Handlebar is the ideal choice for the long-armed rider or anyone looking for that classic fists-in-the-wind riding profile. Factory drilled to allow internal wiring, the show-quality chrome or satin-black finish complements your bike's overall design sense. This 16.0" high bar and riser combination provides the look you crave around town and the bar can be rotated in the clamp and locked down to place your hands in your ideal open-road riding position. Handlebar kit includes matching riser and custom handlebar clamp that conceals the wire exit for a clean look.

Fits '12-'16 FLD, '06-'17 FXDB, '08-'17 FXDF, '16-'17 FXDLS, '99-'17 FXDWG, '00-'17 FLS, FLSS, FLSTC, FLSTF, FLSTFB, FLSTFBS, FLSTN, FXCW, FXCWC, FXST, FXSTB and FXSTC, '18-later FLFB, FLFBS, FLSB, FLFL, FXDRS and FXLR, and '03-later Road King models. All models require separate purchase of additional installation components. Does not fit with Hydraulic Clutch Kits, handlebar-mounted gauges, or Softail® Freight Train Nacelle Kit. Satin Black kit features gloss black risers.

55801317 Chrome.

55801315 Satin Black.

See your Dealer for cables, lines and additional installation components required, or visit www.H-D.com/store and search part number 55801317 or 55801315.

*NOTE: Installation of some handlebars and risers may require a change in clutch and/or throttle cable and brake lines for some models. Handlebar height is regulated in many locations. Check local laws to ensure your motorcycle meets applicable regulations.

Model Family Fitment:

V-ROD
 SPORTSTER
 DYNA

 SOFTAIL
 TOURING

*NOTE: Installation of some handlebars and risers may require a change in clutch and/or throttle cable and brake lines for some models. Handlebar height is regulated in many locations. Check local laws to ensure your motorcycle meets applicable regulations.

532 CONTROLS

Handlebars – Road King®

A. ROAD KING® FAT HANDLEBAR*

Similar to Original Equipment handlebar on the '14 CVO™ Road King® model, this beefy 1.25" handlebar places the rider in a laid-back riding posture. This handlebar provides 2.0" of additional pull back and a 1.0" lower hand position than the Original Equipment Road King bar. The 1.25" diameter bar allows you to tuck the wires inside the bar for a clean, custom look.

55801332 Chrome.
Fits '14-later Road King® models. All models require separate purchase of additional components for installation.

See your Dealer for cables, lines and additional installation components required, or visit www.H-D.com/store and search part number 55801332.

B. ROAD KING/ROAD GLIDE® HERITAGE STYLE HANDLEBAR*

Designed to provide extra touring comfort for the Road King or Road Glide® rider, this 1.0" diameter stainless steel bar has 3.0" more pull back compared to the stock '08-'13 Road King handlebar. Heritage Bar has the same dimensions as the '14-later Road King Original Equipment bar.

56902-08 Polished Stainless Steel.
Fits '08-later FLHR and FLHRC and '08-'13 FLTR, FLTRU, and FLTRX models. All models require separate purchase of additional components for installation.

See your Dealer for cables, lines and additional installation components required, or visit www.H-D.com/store and search part number 55684-09 or 56902-08.



A. ROAD KING FAT HANDLEBAR – CHROME



C. ROAD KING/ROAD GLIDE REACH HANDLEBAR



B. ROAD KING/ROAD GLIDE HERITAGE STYLE HANDLEBAR



D. ROAD KING/ROAD GLIDE TALLBOY HANDLEBAR



Reach Handlebars



Tallboy Handlebars

*NOTE: Installation of some handlebars and risers may require a change in clutch and/or throttle cable and brake lines for some models. Handlebar height is regulated in many locations. Check local laws to ensure your motorcycle meets applicable regulations.

CONTROLS 533

Handlebars – Road King®/Road Glide®

C. ROAD KING®/ROAD GLIDE® REACH™ HANDLEBAR*

This 1.0" diameter chrome bar has 2.0" more pull back compared to the stock Road King® handlebar. Accepts internal wiring for a clean look. The neutral hand position is comfortable for the long haul and the narrow width and pull back design produces a major ergonomic change.

56166-08 Chrome.
Fits '08-later FLHR and FLHRC, '08-'13 FLTR, FLTRU and FLTRX models. Does not fit FLHRXS models. Does not fit '08 ABS equipped models, Sidecar-equipped models or Handlebar Mounted Gauges. All models require separate purchase of additional components for installation. Compatible with accessory heated grips (except FLHTK Heated Grips or Black Rubber Heated Hand Grips P/N 56100034).

See your Dealer for cables, lines and additional installation components required, or visit www.H-D.com/store and search part number 56166-08.

D. ROAD KING/ROAD GLIDE/FREEWHEELER® TALLBOY™ HANDLEBAR*

Designed to provide extra touring comfort for the Road King rider, this 1.0" diameter chrome bar is 2.0" higher and 1.5" narrower compared to the stock Road King handlebar.

56180-08 Chrome.
Fits '08-later FLHR and FLHRC, '08-'13 FLTR, FLTRU, FLTRX, and '15-'20 FLRT models. Does not fit FLHRXS models. Does not fit '08 ABS equipped models, Sidecar-equipped models or Handlebar Mounted Gauges. All models require separate purchase of additional components for installation. Compatible with accessory heated grips (except FLHTK Heated Grips or Black Rubber Heated Hand Grips P/N 56100034).

See your Dealer for cables, lines and additional installation components required, or visit www.H-D.com/store and search part number 56180-08.

Also available: (not shown)

ROAD KING/ROAD GLIDE TALLBOY HANDLEBAR* – '96-'07 MODELS

Designed to provide extra comfort for the Road King rider, this chrome bar is 4.5" higher and 2.0" narrower than the stock handlebar found on '96-'99 Road King models and 3.5" higher and 1.5" narrower than stock handlebar on '00-'01 Road King models. Many models require no additional cables or hoses for installation.

55954-00 Chrome.
Fits '96-'07 Road King and '02-'07 Road Glide® models. Does not fit CVO™ models with 1.25" handlebars.

See your Dealer for cables, lines and additional installation components required, or visit www.H-D.com/store and search part number 55954-00.

*NOTE: Installation of some handlebars and risers may require a change in clutch and/or throttle cable and brake lines for some models. Handlebar height is regulated in many locations. Check local laws to ensure your motorcycle meets applicable regulations.

Model Family Fitment:

V-ROD
 SPORTSTER
 DYNA

 SOFTAIL
 TOURING

534 CONTROLS

Handlebars – Batwing

CHOOSE YOUR BATWING HANDLEBAR

Just about every model of Harley-Davidson® motorcycle features a different stock handlebar. Selected to complement the style or use of the bike, the handlebar may be the ideal shape for many riders, but of course, not everyone has the same physical characteristics.

Choosing a bar for your batwing fairing-equipped model is about more than just style – it's about how you approach the road. Where the bar positions your hands, wrists and arms directly affects how you feel on your motorcycle. For every set of bars, there are three factors at work: rise, pull back and width. These three measurements determine your reach to the hand controls and, therefore, your overall feeling of comfort and control.

A. ELECTRA GLIDE® CHROME HANDLEBAR*

Replace your stock polished bar with this 1.0", chrome handlebar that allows you to tuck the wires inside the bar for a clean, finished look. Identical shape to the Original Equipment Electra Glide and Street Glide® bar, this high-quality chrome-plated handlebar is designed to be compatible for use with TGS-equipped Electra Glide® models.

56036-08 Chrome.
Fits '09-later Electra Glide®, Street Glide® and Ultra Limited™ models (except CVO™). Does not fit Trike models. All models require separate purchase of additional components.

See your Dealer for cables, lines and additional installation components required, or visit www.H-D.com/store and search part number 56036-08.



BATWING STOCK HANDLEBAR



BATWING REACH HANDLEBAR



BATWING CHIZELED HANDLEBAR



BATWING MINI APE HANDLEBAR



A. ELECTRA GLIDE CHROME HANDLEBAR



B. BATWING REACH HANDLEBAR



C. BATWING TALLBOY HANDLEBAR



Reach Handlebars



Tallboy Handlebars

*NOTE: Installation of some handlebars and risers may require a change in clutch and/or throttle cable and brake lines for some models. Handlebar height is regulated in many locations. Check local laws to ensure your motorcycle meets applicable regulations.

Model Family Fitment:

- V-ROD
- SPORTSTER
- DYNA
- SOFTAIL
- TOURING

CONTROLS 535

Handlebars – Batwing

B. BATWING REACH™ HANDLEBAR*

The Batwing Reach™ Handlebar is shaped to provide all-day riding comfort for smaller-stature riders. Extensively tested by a panel of riders who stand 5'-1" to 5'-5" tall, the Reach Handlebar was ergonomically designed to provide the ideal combination of shoulder position, elbow bend and wrist angle. The bar brings the grips closer to the rider, and features a narrower width, lower height and flatter hand position. The narrow profile also brings the hands in toward the center of the vehicle for easier maneuvering.

Combining a Reach™ Seat with a Reach Handlebar provides a smaller-stature rider with an optimized rider triangle and a complete fit solution.

Fits '09-later Electra Glide®, Street Glide®, Ultra Limited (except '10-'13 FLHTK) and '09-later Trike models (except Freewheeler®). Also fits '17-later FLHTKSE and FLHXSE models. All models require separate purchase of additional components. Street Glide models and models with fairing-mount mirrors require separate purchase of handlebar-mounted mirrors and Fairing Plugs. Does not fit with Original Equipment Heated Grips or accessory Black Rubber Heated Hand Grips P/N 56100034.

55800589 Chrome.

55800590 Gloss Black.

See your Dealer for cables, lines and additional installation components required, or visit www.H-D.com/store and search part number 55800589 or 55800590.

Also available: (not shown)

BATWING REACH HANDLEBAR*

These high-quality handlebars are designed to bring the controls 2.0" closer to the rider for increased comfort. Especially helpful for shorter riders or those with short arms.

55914-98 Polished Stainless Steel.

Fits '02-'07 Electra Glide and Street Glide models. All models require separate purchase of additional components. '08-'13 FLHX and models with fairing-mount mirrors require separate purchase of handlebar-mounted mirrors and Fairing Plugs P/N 732 (Qty 2) and 755 (Qty 2). Does not fit models equipped with Hydraulic Clutch Kits or Sidecar.

See your Dealer for cables, lines and additional installation components required, or visit www.H-D.com/store and search part number 55914-98.

C. BATWING TALLBOY™ HANDLEBAR*

The Batwing Tallboy™ Handlebar is shaped to provide a tall rider with the ideal combination of shoulder, elbow and wrist positions for a long day in the saddle. The Tallboy handlebar was extensively tested by a panel of riders between 5'-11" and 6'-3" tall, resulting in a higher and flatter hand location. The bar also stretches the elbow to a natural angle, and reduces the cramped look often seen in riders with long arms.

Combining a Tallboy™ Seat with a Tallboy Handlebar provides the rider with an optimized rider triangle and a complete fit solution.

Fits '09-later Electra Glide®, Street Glide®, Ultra Limited™ (except '10-'13 FLHTK) and '09-later Trike models (except Freewheeler™). Does not fit CVO™ models. All models require separate purchase of additional components. Street Glide® models and models with fairing-mount mirrors require separate purchase of handlebar-mounted mirrors and Fairing Plugs. Does not fit with stock heated grips or accessory Black Rubber Heated Hand Grips P/N 56100034.

55800591 Chrome.

55800592 Gloss Black.

See your Dealer for cables, lines and additional installation components required, or visit www.H-D.com/store and search part number 55800591 or 55800592.

*NOTE: Installation of some handlebars and risers may require a change in clutch and/or throttle cable and brake lines for some models. Handlebar height is regulated in many locations. Check local laws to ensure your motorcycle meets applicable regulations.

536 CONTROLS

Handlebars – Batwing

A. FUSED HANDLEBAR – BATWING FAIRING*

Bad to the bone attitude never looked so good. Combining the rise of a mini-ape with the edgy profile of a classic Z bar, the Batwing Fused Bar delivers the renegade, fists-in-the-wind riding style you crave. And with muscular cast corners, the cast elbows eliminate sharp internal bends to simplify the internal wiring. The 1.25" bar slims down to 1" at the base to fit with the Original Equipment handlebar clamps.

Fits '14-later ABS enabled Electra Glide®, Street Glide®, Ultra Limited, and Tri Glide® models. Does not fit FLHTKSE models. All models require separate purchase of additional components.

55801004 Chrome.

55801005 Gloss Black.

B. FUSED LO HANDLEBAR* - BATWING FAIRING*

Tuck and ride in style. With a low-slung rise, flat dragbar hand position and compact Z-bar design, the Batwing Fused Lo Bar places the rider in an aggressive riding posture with optimal wrist position and elbow bend for supreme riding comfort. And with muscular cast corners, the cast elbows eliminate sharp internal bends to simplify the internal wiring. The 1.25" bar slims down to 1" at the base to fit with the Original Equipment handlebar clamps.

Fits '14-later ABS enabled Electra Glide, Street Glide, Ultra Limited, and Tri Glide models. Does not fit FLHTKSE models. All models require separate purchase of additional components.

55801060 Chrome.

55801061 Gloss Black.

See your Dealer for cables, lines and additional installation components required, or visit www.H-D.com/shop and search part number 55801060 or 55801061.



A. FUSED HANDLEBAR



B. FUSED LO HANDLEBAR

CONTROLS 537

Handlebars – Batwing

C. BATWING MINI-APE HANDLEBAR*

Throw your fists in the air with these 12.0" ape handlebar. A favorite among long-armed riders, these bars are shaped to rest your hands just above the top of the classic batwing fairing. The bars feature a tall stance and minimal amount of pull back that help to achieve a cool yet comfortable riding profile. Finished in brilliant chrome or satin black, these 1.0" handlebars accept internal wiring for a clean look.

Fits '09-later Electra Glide®, Street Glide®, Ultra Limited (except '10-'13 FLHTK) and Trike (except FLRT) models. Does not fit CVO™ models. All models require separate purchase of additional components for installation. '09-'13 FLHX and models with fairing-mount mirrors require separate purchase of handlebar-mounted mirrors and Fairing Plugs. Does not fit with Original Equipment Heated Grips or accessory Black Rubber Heated Hand Grips P/N 56100034.

57474-11 Chrome.

57485-11 Satin Black.

See your Dealer for cables, lines and additional installation components required, or visit www.H-D.com/store and search part number 57474-11 or 57485-11.

D. BATWING CHIZELED HANDLEBAR*

Bring cutting edge style to your custom bagger. The Batwing Chizeled Bar combines the rise of a 12" mini-ape with the edgy profile of the classic Z bar and the wrist position of a drag bar. The result? An aggressive hands-in-the-air riding posture. The fat 1.25" bar replaces mitered and welded corners with cast seamless 90° bends for added strength and style. The cast elbows eliminate sharp internal bends to simplify internal wiring. The bar slims down to 1.0" at the base to fit with Original Equipment handlebar clamps.

Fits '14-later Electra Glide, Electra Glide Standard, Street Glide, Ultra Limited and Tri Glide® models. All models require separate purchase of additional components for installation. Street Glide models and models with fairing-mounted mirrors require separate purchase of handlebar-mounted mirrors and fairing plugs. Does not fit with Heated Hand Grips. Does not fit CVO models.

55800863 Gloss Black.

See your Dealer for cables, lines and additional installation components required, or visit www.H-D.com/store and search part number 55800863.



C. BATWING MINI-APE HANDLEBAR



D. BATWING CHIZELED HANDLEBAR

*NOTE: Installation of some handlebars and risers may require a change in clutch and/or throttle cable and brake lines for some models. Handlebar height is regulated in many locations. Check local laws to ensure your motorcycle meets applicable regulations.

*NOTE: Installation of some handlebars and risers may require a change in clutch and/or throttle cable and brake lines for some models. Handlebar height is regulated in many locations. Check local laws to ensure your motorcycle meets applicable regulations.

538 CONTROLS

Handlebars – Road Glide

CHOOSE YOUR ROAD GLIDE® HANDLEBAR

Just about every model of Harley-Davidson® motorcycle features a different stock handlebar. Selected to complement the style or use of the bike, the handlebar may be the ideal shape for many riders, but of course, not everyone has the same physical characteristics.

Choosing a bar for your Road Glide® model is about more than just style – it's about how you approach the road. Where the bar positions your hands, wrists and arms directly affects how you feel on your motorcycle. For every set of bars, there are three factors at work: rise, pull back and width. These three measurements determine your reach to the hand controls and, therefore, your overall feeling of comfort and control.

A. ROAD GLIDE TALLBOY™ HANDLEBAR*

This 1.25" diameter bar features an optimized ergonomic design for taller and long-limbed riders. The bar is 2" taller than the Original Equipment handlebar, and is sized to accept internal wiring for a clean look.

Fits '15-later FLTRX, FLTRXS and FLTRU models. All models require separate purchase of additional components. Does not fit CVO™ models (except '20 FLTRXSE). Fits with Accessory Heated Grips. Compatible with accessory heated grips (except FLHTK Heated Grips or Black Rubber Heated Hand Grips P/N 56100034).

55800550A Chrome.

55800551A Satin Black.

See your Dealer for cables, lines and additional installation components required, or visit www.H-D.com/store and search part number 55800550A or 55800551A.

B. ROAD GLIDE FAT APE HANDLEBAR*

Hang'em high. Across town or cross country, this classic-shaped Fat Ape Handlebar adds a touch of old school style to your modern urban bagger. Designed for Road Glide models, this beefy 1.25" bar features 15" of rise and a shape that provides a cool yet comfortable riding profile. Available in your choice of finish, this fat bar accepts internal wiring for a show-quality look that's built for the open road.

Fits '15-later FLTRX, FLTRXS and FLTRU models. All models require separate purchase of additional components. Does not fit CVO™ models (except '20 FLTRXSE). Fits with Accessory Heated Grips. Does not fit with the FLHTK Heated Grips (or Black Rubber Heated Hand Grip Kit P/N 56100034).

55800548A Chrome.

55800549A Satin Black.

See your Dealer for cables, lines and additional installation components required, or visit www.H-D.com/store and search part number 55800548A or 55800549A.

*NOTE: Installation of some handlebars and risers may require a change in clutch and/or throttle cable and brake lines for some models. Handlebar height is regulated in many locations. Check local laws to ensure your motorcycle meets applicable regulations.



A. ROAD GLIDE TALLBOY HANDLEBAR



B. ROAD GLIDE FAT APE HANDLEBAR – SATIN BLACK



C. FUSED HANDLEBAR



D. FUSED LO HANDLEBAR

CONTROLS 539

Handlebars – Road Glide

C. FUSED HANDLEBAR – ROAD GLIDE®*

Bad to the bone attitude never looked so good. Combining the rise of a mini-ape with the edgy profile of a classic Z bar and the wrist position of a drag bar, the Road Glide Fused Bar delivers the renegade, fists-in-the-wind riding style you crave. And with muscular cast corners, the cast elbows eliminate sharp internal bends to simplify the internal wiring.

Fits '15-later ABS enabled Road Glide® models. All models require separate purchase of additional components. Does not fit '19-later CVO™ models.

55801007 Chrome.

55801006 Gloss Black.

D. FUSED LO HANDLEBAR* – ROAD GLIDE®*

Tuck and ride in style. With a low-slung 9.0" rise, flat drag-bar hand position and compact Z-bar design, the Road Glide® Fused Lo Bar places the rider in an aggressive riding posture with optimal wrist position and elbow bend for supreme riding comfort. And with muscular cast 90° corners, the cast elbows eliminate sharp internal bends to simplify the internal wiring.

Fits '15-later ABS enabled Road Glide models. All models require separate purchase of additional components. Does not fit CVO models.

55801062 Chrome.

55801063 Gloss Black.

See your Dealer for cables, lines and additional installation components required, or visit www.H-D.com/store and search part number 55800862 or 5580863.

*NOTE: Installation of some handlebars and risers may require a change in clutch and/or throttle cable and brake lines for some models. Handlebar height is regulated in many locations. Check local laws to ensure your motorcycle meets applicable regulations.

Model Family Fitment:

V-ROD
 SPORTSTER
 DYNA
 SOFTAIL
 TOURING

540 CONTROLS

Handlebar – Road Glide®

A. ROAD GLIDE® CHIZELED LO HANDLEBAR*

With a low 9.0" rise and a flat drag-bar hand position, this compact Z bar will place the rider into an aggressive, tucked-in riding posture. Many Road Glide® motorcycle riders feel this is our most comfortable handlebar, with optimal wrist position and elbow bend. The 1.25" Chizeled Bar replaces mitered and welded corners with cast seamless 90° bends for added strength and style. The cast elbows eliminate sharp internal bends and the bar features removable Bar & Shield plugs to simplify internal wiring. Bars are available in brilliant chrome or gloss black finishes to match your bike's custom direction.

Fits '15-later FLTRX and FLTRXS models. Does not fit '18-later FLTRXSE or models equipped with 21" Knockout™ Wheel Kit P/N 43300494 or 43300496. All models require separate purchase of additional components. Does not fit CVO™ models. Compatible with accessory heated grips (except FLHTK Heated Grips or Black Rubber Heated Hand Grips P/N 56100034).

55800568 Chrome.

55800569 Gloss Black.

See your Dealer for cables, lines and additional installation components required, or visit www.H-D.com/store and search PART number 55800568 or 55800569.



A. ROAD GLIDE CHIZELED LO HANDLEBAR

B. ROAD GLIDE CHIZELED HANDLEBAR*

Bring cutting-edge style to your custom bagger. The Road Glide Chizeled Bar combines the rise of a 14" mini-ape with the edgy profile of the classic Z bar and the wrist position of a drag bar. The result? An aggressive hands-in-the-air riding posture. The fat 1.25" bar replaces mitered and welded corners with cast seamless 90° bends for added strength and style. The cast elbows eliminate sharp internal bends and the bar features removable Bar & Shield plugs to simplify internal wiring.

Fits '15-later FLTRK, FLTRU, FLTRX and FLTRXS models. Does not fit '18-later FLTRXSE or models equipped with 21" Knockout™ Wheel Kit P/N 43300494 or 43300496. All models require separate purchase of additional components. Does not fit CVO™ models. Does not fit models with Black Rubber Heated Hand Grip Kit P/N 56100034.

55800439 Chrome.

55800440 Gloss Black.

See your Dealer for cables, lines and additional installation components required, or visit www.H-D.com/store and search part number 55800439 or 55800440.



B. ROAD GLIDE CHIZELED HANDLEBAR

*NOTE: Installation of some handlebars and risers may require a change in clutch and/or throttle cable and brake lines for some models. Handlebar height is regulated in many locations. Check local laws to ensure your motorcycle meets applicable regulations.

Model Family Fitment:

V-ROD
 SPORTSTER
 DYNA

 SOFTAIL
 TOURING

CONTROLS 541

HANDLEBAR RISERS

You may think you are perfectly happy with the way your bike is adjusted. But that doesn't mean that it is correctly set up for you. We get used to our bikes – our muscles become trained and we end up accommodating the bike. It is far better to take the time to make the bike accommodate you. If you are satisfied with your handlebar's width and wrist position, but wish it was just a little higher, lower or closer to you, your dealer can recommend a set of handlebar risers that move the bar into your comfort zone.

ADJUSTING YOUR HAND POSITION



STOCK HANDLEBAR

Just about every model of Harley-Davidson® motorcycle comes with a different stock handlebar. Selected to complement the style of the bike, the handlebar may be the ideal shape for many riders, but of course, not everyone has the same physical characteristics.



STOCK HANDLEBAR WITH RISERS

If the stock handlebar has the correct width and hand position for you, but seems just a little too far away, we offer riser kits that bring the controls within reach. Straight and curved risers are available for many model and handlebar combinations.

ORIGINAL EQUIPMENT RISER DIMENSIONS

DESCRIPTION	BAR DIAMETER (IN)	HEIGHT (IN)	PULL BACK (IN)	FINISH
Road King®, Batwing Touring & Trike	1.00	1.70	0.00	Cast Alum
Road Glide®	1.25	1.70	0.00	Cast Alum
Softail® – FLSTC, FLS & FLSS	1.00	1.94	0.39	Chrome/Black
Softail – FLSTF, FLSTFB & FLSTFBS	1.25	2.40	0.87	Chrome/Black
Softail – FLSTN	1.00	4.45	1.30	Chrome
Softail – FXSB	1.25	4.00	1.15	Chrome
Dyna® – FLD	1.00	3.10	1.18	Chrome
Dyna – FXDB	1.00	1.00	n/a	Polished Alum
Dyna – FXDL	1.00	4.39	1.61	Polished Alum
Dyna – FXDF & FXDWG	1.25	5.00	0.60	Gloss Black
XL – 1200C	1.00	4.73	1.13	Chrome
XL – 883N	1.00	2.07	0.00	Wrinkle Black
XL – 883L & 1200T	1.00	2.07	0.00	Black
XL – 1200L, 1200CP & 1200V	1.00	1.86	0.00	Chrome
XL – 1200CX	1.00	1.21	0.00	Black
XL – 1200X	1.00	0.94	n/a	Gloss Black
VRSC™ – VRSCD & VRSCDX	1.00	2.68	0.40	Black

ACCESSORY RISER DIMENSIONS*

KIT P/N	DESCRIPTION	BAR DIAMETER (IN)	HEIGHT (IN)	PULL BACK (IN)	FINISH
55996-09	Black Fat Risers	1.25	5.0	0.6	Gloss Black
56269-09	Curved Pull Back, 4.0"	1.25	4.0	1.3	Chrome
56267-09	Curved Pull Back, 6.0"	1.25	6.0	1.7	Chrome
56066-82A	Curved Riser, 4.0"	1.00	4.4	1.5	Chrome
56266-09	Curved Riser, 6.0"	1.00	6.0	1.7	Chrome
55900023	Deluxe Pull Back Riser	1.00	4.4	0.8	Chrome
55900122	Fat Riser	1.25	1.0	0.0	Chrome
55900123	Fat Riser	1.25	1.0	0.0	Gloss Black
55900165	Slim Pull Back Riser	1.00	4.5	1.5	Gloss Black
55900166	Clamp and Riser Kit	1.00	1.0	0.0	Gloss Black
55900194	Clamp and Riser Kit	1.25	2.6	0.1	Gloss Black
55800852	Tall Riser	1	5.5	0	Black Anodize
55800854	Tall Riser	1.25	5.5	0	Black Anodize
56929-10	Fat One-Piece Riser, Chrome	1.25	4.1	0.0	Chrome
56916-07	Fat-Bar Risers	1.25	3.6	0.0	Chrome
46809-09	Riser Kit for Nacelle	1.00	1.9	0.0	Chrome
56063-82A	Straight Riser, 4.0"	1.00	4.0	0.0	Chrome

*NOTE: Installation of some handlebars and risers may require a change in clutch and/or throttle cable and brake lines for some models. Handlebar height is regulated in many locations. Check local laws to ensure your motorcycle meets applicable regulations.

542 CONTROLS

Handlebar Risers

A. TALL HANDLEBAR RISER – BLACK ANODIZED

This 5.5" riser kit gives your bike a "club"-style look along with the versatility of a traditional riser and handlebar combination. Aggressive, muscular styling combines with a black anodized finish to help you complete an eye-catching performance look. Available in 1.0" and 1.25" sizes. Top clamp sold separately.

55800854 1.25"
Fits '18-later FLFB, FLFBS, FLFL, FXBB, FXBBS, FXBR, FXBRS, FXDRS, FXFB, FXFBS, FXLR, FXLRS, FXST, '14-later Road King® models. Requires separate purchase of appropriate top clamp. Moto bar on stock and tall risers does not fit with accessory windshields on FLFB, FXBR and FXBB, FXBBS models.

55800852 1"
Fits '18-later FLFL, FXBB, FXBBS, FXLR, FXLRS, FXST, and '14-later Road King models. Requires separate purchase of appropriate top clamp. Moto bar on stock riser or tall riser does not fit with quarter fairing or accessory windshields on FXBB and FXBBS models.

B. GAUGE CLAMP KIT – BLACK

Required for installation of tall risers. Designed for motorcycles equipped with the standard digital gauge in the riser. Aluminum construction reduces weight, with aggressive, muscular styling to help complete an overall performance look on your motorcycle. Available for 1.0" or 1.25" diameter handlebars.

55900228 1.25"
Fits '18-later FXBB, FXBBS, FXBR, FXBRS, FXDRS, FXST models equipped with Tall Riser Kit P/N 55800854.

55900227 1"
Fits '18-later FXBB, FXBBS, FXBR, FXBRS, FXDRS, FXST models equipped with Tall Riser Kit P/N 55800852.

C. HANDLEBAR TOP CLAMP KIT – BLACK

Required for installation of tall risers. Designed for motorcycles without the digital gauge in the riser. Aluminum construction reduces weight, with aggressive, muscular styling to help complete an overall performance look on your motorcycle. Available for 1.0" or 1.25" diameter handlebars.

55900237 1.25"
Fits '18-later FLFB, FLFBS, FLFL, FXFB, FXFBS, FXLR and FXLRS, and '14-'20 Road King models equipped with Tall Riser Kit P/N 55800854.

55900238 1"
Fits '18-later FXLR, FLFL, FXLRS and '14-later Road King models equipped with Tall Riser Kit P/N 55800852.

D. HANDLEBAR RISER & CLAMP KIT – GLOSS BLACK

Required for installation of 1.25" handlebars on select '18-later Softail® models. This straight riser gives different hand position, placing your hands and arm higher. Features a one-piece top clamp that is shaped to accept the Original Equipment clamp-mounted digital gauge package. Kit includes two curved risers and one-piece clamp.

55900194
Fits '18-later FXBB, FXBBS, FXBR, FXBRS, FXDRS models.



A. TALL HANDLEBAR RISER – BLACK ANODIZED



B. GAUGE CLAMP KIT – BLACK



C. HANDLEBAR TOP CLAMP KIT – BLACK



D. HANDLEBAR RISER & CLAMP KIT – GLOSS BLACK



E. FAT HANDLEBAR RISER KIT – CHROME



F. HANDLEBAR CLAMP & RISER KIT – GLOSS BLACK



H. FAT BAR RISER KIT – CHROME



I. CURVED PULL BACK FAT RISERS – 4" CHROME



E. FAT HANDLEBAR RISER KIT – GLOSS BLACK



G. FAT RISER KIT – CHROME



I. CURVED PULL BACK FAT RISERS – 6" CHROME

CONTROLS 543

Handlebar Risers

E. FAT HANDLEBAR RISER KIT*

Designed to enable the installation of a 1.25" handlebar on models originally equipped with a 1.0" bar, these low-profile risers feature a one-piece top clamp for added support and style. Available in mirror chrome or gloss black finish, these kits include matching installation hardware.

Fits '18-later FLDE, FLFB, FLFBS, FLHC, FLCS, FLSB, FLSL, and FXLR models.

55900122 Chrome.

55900123 Gloss Black.

F. HANDLEBAR CLAMP & RISER KIT – GLOSS BLACK*

Go for a total blackout. Replace your Original Equipment Riser. Includes all necessary mounting hardware.

55900166
Fits '18-later Softail® models (except FXBB, FXBBS, FXBR, FXBRS, FXDRS and FXST) equipped with 1" handlebars.

G. FAT RISER KIT – CHROME*

This riser features a one-piece base that is designed for use with internally wired 1.25" handlebars and provides a skirt that conceals the wiring's exit from the bar. The matching handlebar clamp ties it all together. Available in mirror chrome finish, the kit includes riser, matching handlebar clamp and clamp hardware.

56929-10
Fits most 1.25" diameter handlebars. Does not fit FXSB, FXSBSE, FXBB, FXBBS, FXBR, FXBRS, FXST and Springer™ models or '21-later Touring and Trike models. Requires separate purchase of additional components. Riser height 4.1". See your dealer for details.

H. FAT BAR RISER KIT – CHROME*

Go phat with bold chrome-plated risers. Hidden fasteners create a clean, seamless look. Kit includes all necessary mounting hardware.

56916-07
Fits most 1.25" diameter handlebars. Does not fit FXSB, FXSBSE, FXBB, FXBBS, FXBR, FXBRS, FXST and Springer™ models. Requires separate purchase of additional components. Riser height 3.6". See your dealer for details.

I. CURVED PULL BACK FAT RISERS – CHROME*

These chrome-plated Curved Pull Back Risers provide a comfortable riding position for those who like the shape, width and hand position of their current handlebar, but wish it was closer. For an ergonomically friendly ride, these risers can be combined with a Harley-Davidson® Reach® Seat and Profile® Low suspension components to reduce arm stretch and to plant the feet firmly on the ground.

Fits most 1.25" handlebars. Does not fit FXSB, FXSBSE, FXBB, FXBBS, FXBR, FXBRS, FXST and Springer™ models. Requires separate purchase of additional components. See your dealer for details.

56269-09 4" Curved Riser.

56267-09 6" Curved Riser.

Model Family Fitment:

- V-ROD
- SPORTSTER
- DYNA
- SOFTAIL
- TOURING

*NOTE: Installation of some handlebars and risers may require a change in clutch and/or throttle cable and brake lines for some models. Handlebar height is regulated in many locations. Check local laws to ensure your motorcycle meets applicable regulations.

544 CONTROLS

Handlebar Risers

A. SOFTAIL SLIM® PULL BACK RISER KIT*

Ideal for riders with a short reach or for those who prefer an upright riding position, these curved risers and the matching handlebar clamp are shaped to put the Original Equipment Softail Slim® handlebar closer to the rider. Designed for easy installation, these 4.5" high risers are compatible with the stock control cables for a low-cost conversion. Provides 1.75" of rise and 1.5" of additional pull back when compared to the stock FLS riser.

Fits most '12-'17 FLS and FLSS and '18-later FLSTL models. '15-'17 FLS and FLSS models equipped with ABS brakes require separate purchase of Brake Line P/N 41800300. Also fits most 1.0" diameter handlebars with separate purchase of additional components. Does not fit FXRST or Springer™ models. Riser height 4.5".

55900023 Chrome.

55900165 Gloss Black.

B. HANDLEBAR RISER KITS – CHROME*

These chrome-plated risers provide a comfortable riding position for those who like the shape, width and hand position of their current 1.0" handlebar, but wish it was closer. For an ergonomically friendly ride, these risers can be combined with a Harley-Davidson® Reach® forward-position seat and Profile® Low suspension components to reduce arm stretch and to plant the feet firmly on the ground. Finish off the look with a Harley-Davidson® decorative handlebar clamp kit.

Fits most 1.0" handlebars. Does not fit FXBB, FXBBS, FXBR, FXBRS, FXRST, FXST and Springer™ models or '21-later Touring and Trike models. Installation may require separate purchase of handlebar clamp. Installation also may affect fitment of handlebar-mounted instruments. See your dealer for details.

56066-82A 4.0" Curved Risers.

56063-82A 4.0" Straight Risers.

56266-09 6.0" Curved Risers.

C. POLYURETHANE HANDLEBAR RISER BUSHINGS

These Handlebar Riser Bushings replace the Original Equipment stacked rubber and zinc washer combination with a long-lasting polyurethane bushing and cover. These firm bushings provide a direct link between the bar and the front fork for a solid feel – and they reduce the softness you experience when a tall or wide handlebar is installed in Original Equipment vibration-isolating rubber mounts.

56298-03A

Fits '83-later Touring models. Kit includes replacement bolts. Does not fit Trike models.

56165-03

Fits '97-'03 XL, '86-'17 Dyna® (except '08-'12 FXDB) and '86-'17 Softail® (except Springer™, FXS and FXSTD) models. '86-'93 FL Softail® models require use of '94-later riser bolts. Will not fit with Chrome Riser Cup Washer Kit P/N 56486-01.



A. SOFTAIL SLIM PULL BACK RISER KIT – CHROME



A. SOFTAIL SLIM PULL BACK RISER KIT – GLOSS BLACK



B. HANDLEBAR RISER KIT – CHROME STRAIGHT




B. HANDLEBAR RISER KIT – CHROME CURVED



C. POLYURETHANE HANDLEBAR RISER BUSHINGS



D. RISER CUP WASHER KIT – CHROME



E. HANDLEBAR CLAMP HARDWARE KIT – CHROME



F. LIVE TO RIDE HANDLEBAR CLAMP



G. CUSTOM HANDLEBAR CLAMPS

CONTROLS 545

Handlebar Risers

D. RISER CUP WASHER KIT – CHROME

Add a finishing touch to the riser on your bike. This kit includes two styled and chrome-plated washers that replace the standard metal washers below the handlebar risers. Replaces Original Equipment P/N 56159-73.

56486-01

Fits '97-'03 XL, '86-'17 Dyna® (except FXDB) and Softail® models (except Springer™, FXS and FXSTD). Does not fit with Polyurethane Handlebar Bushings P/N 56165-03.

E. HANDLEBAR CLAMP HARDWARE KIT – CHROME

Finish the show-winning look with brilliant chrome hardware. Manufactured to Original Equipment specifications, this kit replaces the zinc-plated exposed handlebar clamp bolts with chrome-plated socket head cap screws.

94451-05

Fits '05-'17 FLSTN, '94-'17 FLSTS, FLSTSB, FLSTSC, FXSTD, FXSTDSE, FXSTS and FXSTSB and '07-'08 FXSTSSE models.

94452-05

Fits '06 FXD, FXDB, FXDC and FXD35, '94-'06 FXDL, '94-'05 FXDWG, '99-'00 FXR2 and FXR3, '94-'17 FLST, FXST, FXSTB, FXSTC, '94-'08 FLSTC, '94-'06 FLSTF and '93-'96 FLSTN models.

94453-05

Fits '95-'13 XL (except XL883C, XL883N, XL1200C, XL1200L, XL1200N, XL1200V and XL1200X) and '94-'05 FXD, FXDC, FXDX, FXDXT and FXDS-CONV. models.

94454-05

Fits '96-'22 XL models (except for XL50, XL883, XL1200, XL1200S, XL1200R, '02-'12 XL883R and '05-'10 XL883L), '96-'06 XL883C and XL1200C, '07-'17 Dyna, '00 FXR4, '05-'06 FLSTFSE, '10-'12 FLSTSE, '13-'17 FXSB, '16-'17 FXSE and '13-'14 FXSBSE models.

F. LIVE TO RIDE HANDLEBAR CLAMP

56178-92TA Gold.

Fits '74-'06 XL, FX, FXR, FX Dyna and FX Softail models with stock and accessory 1.0" diameter handlebar (except '96-'06 XL883C and XL1200C and '99-'06 FXR).

G. CUSTOM HANDLEBAR CLAMPS

Fits '74-'06 XL, FX, FXR, FX Dyna and FX Softail models with stock and accessory 1.0" diameter handlebar (except '96-'06 XL883C and XL1200C and '99-'06 FXR).

56170-83TA Classic Chrome.

56567-86B Bar & Shield.

*NOTE: Installation of some handlebars and risers may require a change in clutch and/or throttle cable and brake lines for some models. Handlebar height is regulated in many locations. Check local laws to ensure your motorcycle meets applicable regulations.

*NOTE: Installation of some handlebars and risers may require a change in clutch and/or throttle cable and brake lines for some models. Handlebar height is regulated in many locations. Check local laws to ensure your motorcycle meets applicable regulations.

Model Family Fitment:

- V-ROD
- SPORTSTER
- DYNA
- SOFTAIL
- TOURING