



Front Axle Guards

20



Rear Brake Reservoir Guard

20



Offroad Adjustable Brake Lever

27



Offroad Folding and Adjustable Shift Lever Kit

27

HARLEY-DAVIDSON® ADVENTURE TOURING - RA1250

PAN AMERICA 1250

This bike is ready to tackle dirty work. An Offroad Brake Lever and Folding Shift Lever can be height-adjusted trail-side for comfort and control when standing on the pegs. Rugged aluminum guard protects the rear brake reservoir and the Front Axle Guard protects the axle from damage in a low-speed tip-over event. Stand for adventure.



Adventure 18-inch Windshield

16

HARLEY-DAVIDSON® ADVENTURE TOURING - RA1250S

PAN AMERICA 1250 SPECIAL

Make quick work of the road ahead. A Screamin' Eagle® Quickshifter enables clutchless, seamless up and downshifts. Make your getaway with rugged Black Aluminum Top and Side Cases and a stout Muffler Guard. Tuck in behind the 18-inch Adventure Windshield. Feel unstoppable.



Black Aluminum Top Case

22



Screamin' Eagle Quickshifter

26



Muffler Guard

20



Tracker Handlebar

38

HARLEY-DAVIDSON® SPORT - RH1250S

SPORTSTER S

One for the road. Roll solo and experience enhanced agility on backroads and urban streets with Mid-Controls and a wide Tracker Handlebar. Empty your pockets and stash essentials in our updated Single-Sided Swingarm Bag. '66 Collection Footpegs, Hand Grips and Cam Sprocket Medallions add undeniable style.



'66 Collection Hand Grips

470



Single-Sided Swingarm Bag - Modern Style

35



Mid-Control Kit

36



Mini-Ape Handlebar

527

HARLEY-DAVIDSON® SPORT - RH975

NIGHTSTER

Amp up the attitude with a black Mini-Ape Handlebar and a black side-draft Velocity Stack intake. Accessories from the '66 Collection provide handcrafted style. Stick your stash in the classic leather Single-Sided Swingarm Bag. Tough enough for the gritty city.



Velocity Stack

39



'66 Collection Rider Footpegs

470



Single-Sided Swingarm Bag - Classic Style

35



Velocity Stack

39

HARLEY-DAVIDSON® SPORT - RH975S

NIGHTSTER SPECIAL

Details make this machine extra special. Machined forged billet Adversary™ Collection Engine Trim, Alternator Plug Cover and a raw side-draft Velocity Stack intake. Cover the front axle in style with these smooth custom, die-cast Front Axle Nut Covers. You're ready for your day (or night) on the prowl.



Adversary Collection Engine Trim

425



Front Axle Nut Covers

41



Adversary Collection Alternator Plug Cover

425

ULTIMATE TREKKER PACKAGE - PAN AMERICA®

Kickstart your customization journey and make it as seamless as possible with the Pan America® Model Ultimate Trekker Custom Package from H-D® Genuine Parts & Accessories. Ready for your ultimate trek. Head out for a weekend or around the world with a collection of accessories designed to support the biggest adventure tour. Rugged detachable luggage for all your gear. Added protection for rider and motorcycle. How far will you go?

Includes: Aluminum Side Cases, Aluminum Top Case, Passenger Backrest Pad, Muffler Guard, Tank Knee Pad Kit, SE Extreme Flow Air Filter, 18" Windshield Kit, Headlight Guard, Radiator Shield, Skid Plate, Daymaker® LED Auxiliary Lights, Screamin' Eagle® Quick Shifter. Available exclusively in Dealerships – See your Dealer for details.

50700098

Fits '22-later RA1250 and RA1250S models. RA1250 models require separate purchase of Brush Guard P/N 49000192. Installation requires dealer Digital Technician® update.



Aluminum Side Cases Daymaker LED Auxiliary Lights Headlight Guard 18" Windshield Kit Radiator Shield Passenger Backrest Pad Aluminum Top Case Screamin' Eagle Quick Shifter

Notice: Some Kit items not shown: Muffler Guard, Tank Knee Pad Kit, SE Extreme Flow Air Filter and Skid Plate. Kit may include additional components required for complete installation.

MIDNIGHT PACKAGE - PAN AMERICA®

Kickstart your customization journey and make it as seamless as possible with the Pan America® Model Midnight Custom Package from H-D® Genuine Parts & Accessories. Travel in stealth mode. A black-out beauty equipped with a select collection of accessories designed to support the biggest adventure tour. Performance upgrades. Rugged luggage for all your gear. Added protection for rider and motorcycle. How far will you go?

Includes: Adventure Soft Saddlebags, Adventure Duffle Bag, Tank Bag, Muffler Guard, Headlight Guard, Skid Plate, 11" Windshield Kit, Daymaker® LED Auxiliary Lights, Screamin' Eagle® Quick Shifter, Screamin' Eagle® Extreme-Flow Air Filter and Tank Knee Pad Kit. Available exclusively in Dealerships – See your Dealer for details.

50700101

Fits '22-later RA1250 and RA1250S models. RA1250 models require separate purchase of Brush Guard P/N 49000192. Installation requires dealer Digital Technician® update.



Adventure Duffle Bag Tank Bag Adventure Soft Saddlebags Daymaker LED Auxiliary Lights Skid Plate Muffler Guard Screamin' Eagle Quick Shifter

Notice: Some Kit items not shown: Headlight Guard, 11" Windshield Kit, Screamin' Eagle Extreme-Flow Air Filter and Tank Knee Pad Kit. Kit may include additional components required for complete installation.

GREAT ESCAPE PACKAGE - PAN AMERICA®

Kickstart your customization journey and make it as seamless as possible with the Pan America® Model Great Escape Custom Package from H-D® Genuine Parts & Accessories. Ready for the daily commute or a week-long tour equipped with a select collection of accessories designed for versatility, comfort and performance. Detachable luggage. Performance upgrades. Wind and weather protection. Where does your road lead?

Includes: Sport Side Cases, Sport Top Case, Side Case Liners, Top Case Liner, Tank Bag, Screamin' Eagle® Extreme-Flow Filter, Screamin' Eagle® Quick Shifter, 18" Windshield Kit, and Daymaker® LED Auxiliary Lights. Available exclusively in Dealerships – See your Dealer for details.

50700102

Fits '22-later RA1250 and RA1250S models. RA1250 models require separate purchase of Brush Guard P/N 49000192. Installation requires dealer Digital Technician® update.



Tank Bag Sport Side Cases Side Case Liners Sport Top Case Top Case Liner Daymaker LED Auxiliary Lights 18" Windshield Kit Screamin' Eagle Quick Shifter

Notice: Some Kit items not shown: Screamin' Eagle Extreme-Flow Filter. Kit may include additional components required for complete installation.

WILD ONE PACKAGE - SPORTSTER® S

Kickstart your customization journey and make it as seamless as possible with the Sportster® S Model Wild One Custom Package from H-D® Genuine Parts & Accessories. Add raw and rugged style. Wild One Collection powertrain and control accessories feature a gleaming black finish with bright machined highlights. The look is powerful.

Includes: Wild One Collection – Hand Grips, Rider Footpegs, Rear Brake Lever, Shifter Peg, Cam Sprocket Medallions, Alternator Plug Cover, Clutch Medallion, Timer Medallion and the Mid-Control Kit. Available exclusively in Dealerships See your Dealer for details.

50700104

Fits '21-later RH1250S models.



Notice: Some Kit items not shown: Rear Brake Lever, Shifter Peg, Clutch Medallion and Mid-Control Kit. Kit may include additional components required for complete installation.

ADVERSARY PACKAGE - NIGHTSTER™

Kickstart your customization journey and make it as seamless as possible with the Nightster™ model Adversary™ Custom Package from H-D® Genuine Parts & Accessories. Black and orange. A classic color combination applied to forged billet aluminum Adversary Collection accessories for a look that's tight and technical.

Includes: Adversary Collection Cam Sprocket Medallions, Adversary Clutch Medallion, Adversary Timer Medallion, Adversary Alternator Plug Cover, Adversary Shifter Peg, Adversary Mirrors, Adversary Hand Grip, Adversary Hand Grip End Cap; Black Velocity Stack. Available exclusively in Dealerships – See your Dealer for details.

50700100

Fits '22-later RH975 and RH975S models.



Notice: Some Kit items not shown: Adversary Clutch Medallion, Adversary Shifter Peg and Adversary Hand Grip End Cap. Kit may include additional components required for complete installation.

16 PAN AMERICA®

Windshields

A. ADVENTURE WINDSHIELD – 18" CLEAR

This windshield is approximately 2.5 inches taller than the Original Equipment windshield for added protection from the elements.

57400454

Fits '21-later RA1250 and RA1250S models.

B. ADVENTURE WINDSHIELD

This windshield is approximately 4.5 inches lower than the Original Equipment windshield and allows most riders to see over the windshield.

Fits '21-later RA1250 and RA1250S models.

57400456 11" Dark Smoke.

57400499 11" Clear.

C. TANK KNEE PAD KIT – PAN AMERICA®

These self-adhesive black rubber pads are easy to install and feature tapered raised ridges that complement the styling of the seat, and add traction and comfort when knees grip the tank. The two-piece kit offers protection for surfaces where rider legs and riding gear contact the tank.

57300291

Designed for RA1250 and RA1250S models, but will fit other fuel tanks. May cover a portion of fuel tank graphics. Check appearance before adhering to tank.



A. ADVENTURE WINDSHIELD – 18" CLEAR



B. ADVENTURE WINDSHIELD – 11" DARK SMOKE



C. TANK KNEE PAD KIT



D. DAYMAKER ADAPTIVE HEADLAMP UPGRADE KIT



D. DAYMAKER LED FORWARD AUXILIARY LIGHTS



E. DAYMAKER LED FORWARD AUXILIARY LIGHTS



E. DAYMAKER LED FORWARD AUXILIARY LIGHTS

PAN AMERICA® 17

Lighting

D. DAYMAKER® ADAPTIVE HEADLAMP UPGRADE KIT – PAN AMERICA®

See more road at night. Daymaker® Adaptive Headlamp technology utilizes motorcycle sensors to determine the lean angle of the bike and automatically projects additional light into corners to illuminate areas of the road that may be unlit by an LED headlamp without this technology. The system includes three LED elements per side in a separate lighting unit located above the main Daymaker LED headlamp. The LED elements illuminate in sequence based on motorcycle lean angle, at 8 degrees, 15 degrees and 23 degrees. Each element will fade on during the activation and off during deactivation, appearing seamless to the rider. The system functions when the headlight is in either high-beam or low-beam mode. Engineered by Harley-Davidson® for ideal fit and function. Original Equipment on the Pan America® 1250 Special model.

69202757

Fits '21-later RA1250 models. Original Equipment on RA1250S models.

E. DAYMAKER LED FORWARD AUXILIARY LIGHTS*

These rugged auxiliary LED lights offer three-way function that will serve the adventure touring rider in any situation. Installed as a pair, each light has a three-beam, four-lens design within durable aluminum housing. In daylight these lights also make the motorcycle more conspicuous to other motorists. The factory-integrated design makes these lights easy to install and a perfect fit and look on the bike. Three-way functionality: Fog lights produce a wide pool of light directly in front of the motorcycle to light the edge of the road in low-visibility conditions. Driving lights punch light further down the road to augment headlight performance. Off-Road beams deliver 275-meter forward visibility and 50-meter side visibility to light up the trail (not street legal). Powder coated lightweight aluminum housing. High-impact hard-coated and anti-fog coated outer lens. Installation requires separate purchase of Auxiliary Light Installation Kit.

68000340

Fits '21-later RA1250 and RA1250S models equipped with Original Equipment Brush Guard or accessory Brush Guard P/N 49000192, and '14-later Touring models. Separate purchase of model-specific installation kit is required.

Also available:

AUXILIARY LIGHT INSTALLATION KIT – PAN AMERICA

Installation kit includes a wiring harness, mounting brackets, and switch pack for installing Daymaker® LED Forward Auxiliary Lights.

68000343

Fits '21-later RA1250 and RA1250S models.

*NOTE: Some local regulations prohibit using auxiliary lighting with high-beam lighting. Check local regulations before installation.

18 PAN AMERICA®

Seats

A. SUNDOWNER™ SOLO SEAT - PAN AMERICA®

Have miles to ride before you sleep? The new Sundowner™ Solo Seat for Harley-Davidson® Pan America® 1250 models can help keep you comfortable and alert until the next gas stop or camp site. Its enhanced bucket shape and spherical-void foam construction is designed to reduce numbing pressure points, and waterproof construction means you won't have a soggy bum after the rain quits. Factory fit retains your bike's tool storage and high/low position features. Treat your passenger to a matching Sundowner™ Pillion (sold separately) for two-up comfort.

52000478

Fits '21-later RA1250 and RA1250S models.



A. SUNDOWNER SOLO SEAT - PAN AMERICA

B. SUNDOWNER PASSENGER PILLION - PAN AMERICA

Provides a passenger Sundowner comfort with style that matches the Sundowner seat. Wider shape than Original Equipment pillion for added passenger comfort and confidence when riding on or off road. Designed for Original Equipment mounting points and does not compromise rider seat features. Waterproof construction and seam sealed stitch lines prevent water from soaking into the foam and leaving the rider with a damp bum.

52400249

Fits '21-later RA1250 and RA1250S models equipped with Sundowner Solo Seat P/N 52000478.



B. SUNDOWNER PASSENGER PILLION - PAN AMERICA

C. REACH® SOLO SEAT – PAN AMERICA

The Reach® Solo Seat lowers seat height by 1 inch to optimize fit for riders of shorter stature, while retaining full functionality. Helps many riders get feet down with confidence at a stop. Retains the two-position seat adjustability feature to fine-tune rider ergonomics. Retains easy access to under seat tool storage. Replaces only the rider seat position. Matches the style of the Original Equipment seat

52000471

Fits '21-later RA1250 and RA1250S models.



C. REACH SOLO SEAT – PAN AMERICA

D. TALLBOY® SOLO SEAT – PAN AMERICA

For riders with a longer inseam, a Tallboy® Seat moves the rider up from the stock seating position and places the body for a natural arm and leg reach to the controls. The Tallboy Seat increases seat height by 1". Opens the rider's hip/knee/ankle angles for more comfort, especially over longer distances. Gives the rider a more-commanding position and view of the road or trail ahead. Retains the two-position seat adjustability feature to fine-tune rider ergonomics. Retains easy access to under seat tool storage. Replaces only the rider seat position. Matches the style of the Original Equipment seat.

52000472

Fits '21-later RA1250 and RA1250S models.



D. TALLBOY SOLO SEAT – PAN AMERICA



Reach Seats



Tallboy Seats

PAN AMERICA® 19

Adventure Hand Controls

E. TACTICAL HAND GRIPS

A black rubber grid pattern with deep grooves provides outstanding grip for rider comfort and confidence in any riding condition.

56100402

Fits '21-later RA1250 and RH1250S models. Does not fit models with original equipment heated grips. Models with Bar End Mirrors require separate purchase of P/N 55801095 qty (2).



E. TACTICAL HAND GRIPS



F. TACTICAL HEATED HAND GRIPS

F. TACTICAL HEATED HAND GRIPS

Get more comfort and control with these heated grips. Heat settings are controlled with a military grade resistor, and use a thermostat to automatically monitor and adjust heat output relative to the ambient temperature. A heating element wound internally to the grips provides consistent and even heating. The grips feature a black rubber grid pattern with deep grooves that provide outstanding grip for rider comfort and confidence in any riding condition.

56100401

Fits '21-later RA1250S, RH1250S and RH975S models. RH1250S and RH975S models require a Digital Tech update by a Harley-Davidson® dealer.

G. WILD ONE™ HEATED HAND GRIPS

Add daring, raw-and-rugged style with durable billet aluminum Wild One™ Collection accessories. Each is finished in gloss black with bright, machined aluminum highlights, a variety of textures and exposed hardware to communicate power, speed, and performance. These thermostatically controlled grips feature variable heat settings controlled with a military grade resistor, and use automatic temperature monitoring to adjust to ambient temperatures. Grips have been thermally mapped to provide more-uniform heat and are designed to achieve a maximum operating temperature approximately 20° Fahrenheit warmer than previous accessory heated grips for added warmth during cold morning or frigid night rides.

56100483 Heated.

Fits '21-later RA1250S, RH1250S and RH975S models. RH1250S and RH975S models require a Digital Tech update by a Harley-Davidson dealer.



G. WILD ONE™ HEATED HAND GRIPS



H. EMPIRE™ COLLECTION – HEATED HAND GRIPS

H. EMPIRE™ COLLECTION – HEATED HAND GRIPS

Combine style and comfort for cool morning or frigid night rides. These thermostatically controlled grips feature variable heat settings controlled with a military grade resistor, and use automatic temperature monitoring to adjust to ambient temperatures. Grips have been thermally mapped to provide a more-uniform heat and are designed to achieve a maximum operating temperature approximately 20° Fahrenheit warmer than previous accessory heated grips for added warmth during cold rides.

Fits '21-later RA1250S, RH1250S and RH975S models. RH1250S and RH975S models require a Digital Tech update by a Harley-Davidson dealer.

56100487 Black.

56100488 Black Machine Cut.

I. PAN AMERICA® TALL RISERS


Gain comfort with these Tall Risers, which move the handlebar up and back 2 inches compared to the stock riser. Improves seated reach for riders with shorter arm length. Improves control and comfort when the rider is standing on the foot pegs for off-road travel.

55900241

Fits '21-later RA1250 and RA1250S models.



I. PAN AMERICA TALL RISERS



J. PAN AMERICA STEERING DAMPER KIT

J. PAN AMERICA STEERING DAMPER KIT

Rocks. Ruts. That deep sand washes. Ride it all with more confidence after installing this Ohlins™ steering damper kit, designed and validated by Harley-Davidson specifically for the Pan America® 1250 model. This premium steering damper enhances dynamic performance, especially during aggressive off-road riding. You'll moto with less fatigue and enhanced control. Get out there. Reduces fatigue by damping handlebar motion while off-road. Kit includes bracket, damper, and necessary Installation hardware. Factory designed for ideal fit and function.

45700068

Fits '21-later RA1250 models. Original Equipment on RA1250S models.

20 PAN AMERICA®

Vehicle Protection

A. SKID PLATE

Tackle tough off-road situations with confidence. The accessory Skid Plate replaces the Original Equipment skid plate for added protection from flying rocks and impacts during off-road riding. Heavy-duty aluminum construction. The factory-integrated design ensures proper fit and easy installation. The Skid Plate also gives the motorcycle extra rugged style.

49000191

Fits '21-later RA1250 and RA1250S models.

B. MUFFLER GUARD

Tackle tough off-road situations with confidence. This rugged, tubular steel guard is designed to protect the muffler from damage during a tip-over event. The factory-integrated design ensures a perfect fit and easy installation.

47200732

Fits '21-later RA1250 and RA1250S models.

C. FRONT AXLE GUARDS

Durable engineered materials are designed to protect the Pan America® 1250 model front axle from damage in a low-speed tip-over event. Polyamide guard with a reinforced plastic core and TPU coating is abrasion resistant with excellent mechanical damping capabilities to protect the axle in a low-speed tip-over event. Axle thread and spacers for easy installation on Pan America models. Axle thread and spacers for easy installation on Pan America models. Axle thread and spacers for easy installation on Pan America models. Embossed Harley-Davidson script logo. Sold as a set of two guards.

43000303

Fits '21-later RA1250 and RA1250S models.

D. REAR AXLE GUARDS

Durable engineered materials are designed to protect the Pan America 1250 model rear axle from damage in a low-speed tip-over event. Polyamide guard with a reinforced plastic core and TPU coating is abrasion resistant with excellent mechanical damping capabilities to protect the axle in a low-speed tip-over event. Axle thread and spacers for easy installation on Pan America 1250 models. Embossed Harley-Davidson script logo. Sold as a set of two guards.

43000304

Fits '21-later RA1250 and RA1250S models.

E. REAR BRAKE RESERVOIR GUARD

This compact and rugged aluminum guard is designed to help protect the Pan America 1250 model rear brake fluid reservoir from damage in a low-speed tip-over event, and from passing brush or flying gravel. Compact aluminum guard fits within motorcycle frame for outstanding protection with minimal weight and no interference while riding. Guard is secured to existing mount by a single M6 Allen bolt for quick and easy removal when maintenance is required. Designed specifically for Pan America 1250 models for a factory fit and installation with no drilling. Laser-etched Harley-Davidson script

49000248

Fits '21-later RA1250 and RA1250S models.



A. SKID PLATE



B. MUFFLER GUARD



C. FRONT AXLE GUARDS




D. REAR AXLE GUARDS



E. REAR BRAKE RESERVOIR GUARD



F. ADVENTURE JIFFY



G. CENTER STAND



H. RADIATOR SHIELD



I. BRUSH GUARD



J. PAN AMERICA HAND WIND DEFLECTORS



K. HEADLAMP GUARD

PAN AMERICA® 21

Vehicle Protection

F. ADVENTURE JIFFY STAND FOR PAN AMERICA® 1250 MODELS

Heading off-road on a Harley-Davidson® Pan America® 1250 model? This Adventure Jiffy Stand offers added stability on soft surfaces and is an ideal factory fit. Jiffy stand features a 60% larger footprint compared to the Original Equipment jiffy stand for more-secure support when parking the motorcycle on soft ground. Does not alter the height of the jiffy stand to maintain original lean of bike when parked. Factory designed for easy installation, an ideal fit and maximum durability. Does not change lean angle when motorcycle is cornering.

50000248

Fits '21-later RA1250 and RA1250S models without Adaptive Ride Height.

50000264

Fits '21-later RA1250S models equipped with Adaptive Ride Height.

G. CENTER STAND

The Center Stand supports the parked motorcycle in an upright position. Raises the rear wheel off the ground for easier maintenance and tire changes. With the Center Stand deployed, the parked motorcycle takes up less space than it would leaning on its side stand. Pre-assembled with springs in place.

92900066

Fits '21-later RA1250 models. Original Equipment on RA1250S.

H. RADIATOR SHIELD

The mesh Radiator Shield attaches to the front of the radiator to protect it from small stones and other debris, especially when riding off road. The factory-integrated design of this shield ensures a perfect fit and easy installation, and its mesh adds rugged style to the bike.

57200258

Fits '21-later RA1250 and RA1250S models.

I. BRUSH GUARD*

Tackle tough off-road situations with confidence. The Brush Guard is designed to protect the radiator shroud and other components from damage due to passing brush along a trail, and in the case of a tip-over. Factory-integrated design ensures a perfect fit and easy installation. Rugged tubular steel construction and durable Satin Black finish matches motorcycle frame.

49000192

Fits '21-later RA1250 models. Original Equipment on RA1250S.

J. PAN AMERICA HAND WIND DEFLECTORS

Add protection from the elements. These lightweight Hand Wind Deflectors help keep wind, insects, small stones and small branches from impacting the rider's hands and provide added comfort in cool weather. Easy to install on Original Equipment mounting points.

55900297

Fits '21-later RA1250 models. Original Equipment on RA1250S.

K. HEADLAMP GUARD

Tackle tough off-road situations with confidence. The rugged mesh is designed to help protect the headlamp from impact damage and debris and adds rugged styling. The factory-integrated design ensures a perfect fit and easy installation. Does not degrade headlamp performance.

67700555A

Fits '21-later RA1250 and RA1250S models.



***WARNING:** These guards may provide limited leg and cosmetic vehicle protection under unique circumstances (fall over while stopped, very low speed slide). They are not made nor intended to provide protection from bodily injury in a collision with another vehicle or any other object.

22 PAN AMERICA®

Luggage

PAN AMERICA® ALUMINUM LUGGAGE

All rugged aluminum luggage was created in collaboration with SW-MOTEC™ for on- and off-road travel. Each piece has been designed and tested with the motorcycle to ensure factory-quality fit, durability and reliability, without compromising motorcycle handling or lean angle. Both the cases and mounts have passed Harley-Davidson static tip-over tests. The anodized or painted finish is easy to clean and prevents oxidation. With a gasket in the lid, each piece is waterproof and passes a rigorous Harley-Davidson water-intrusion test. The cases each have integrated handles and bungee eyes, and a single key locks each case closed and locks the case to its mount.

A. PAN AMERICA ANODIZED ALUMINUM TOP CASE

Luggage volume capacity: 38 liters.
Luggage weight capacity is 10 kg (22 pounds).

53000814 Clear Anodized.
Fits '21-later RA1250 and RA1250S models. Requires separate purchase of Top Case Mounting System P/N 53000800.

B. PAN AMERICA ANODIZED ALUMINUM SIDE CASES

Luggage volume capacity: Right case 37 liters, left case 45 liters. Luggage weight capacity is 10 kg (22 pounds) in each case.

90202082 Clear Anodized.
Fits '21-later RA1250 and RA1250S models. Requires separate purchase of Side Case Mounting System P/N 90202087.

C. PAN AMERICA ANODIZED ALUMINUM TOP CASE – BLACK

Luggage volume capacity: 38 liters.
Luggage weight capacity is 10 kg (22 pounds).

53000816 Black.
Fits '21-later RA1250 and RA1250S models. Requires separate purchase of Top Case Mounting System P/N 53000800.

D. PAN AMERICA ALUMINUM SIDE CASES – BLACK

Luggage volume capacity: Right case 37 liters, left case 45 liters. Luggage weight capacity is 10 kg (22 pounds) in each case.

90202088 Black.
Fits '21-later RA1250 and RA1250S models. Requires separate purchase of Side Case Mounting System P/N 90202087.



A. PAN AMERICA ALUMINUM TOP CASE – CLEAR ANODIZED



B. PAN AMERICA ALUMINUM SIDE CASES – CLEAR ANODIZED



C. PAN AMERICA ALUMINUM TOP CASE – BLACK



D. PAN AMERICA ALUMINUM SIDE CASES – BLACK



E. PAN AMERICA SPORT DETACHABLE TOP CASE



F. PAN AMERICA SPORT SIDE CASES



G. PAN AMERICA SPORT TOP CASE LINERS



H. PAN AMERICA SPORT SIDE CASE LINERS

PAN AMERICA® 23

Luggage

PAN AMERICA® SPORT LUGGAGE

Designed primarily for on-road touring, Sport Luggage offers a smooth aesthetic and presents a clean silhouette on the motorcycle. Mounts are designed for easy installation and removal of the luggage and leave a clean look when the luggage is removed. With a gasket in the lid, each piece is waterproof and passes a rigorous Harley-Davidson water intrusion test. Each luggage piece has an integrated handle to make it easy to carry off the bike. Contains complete kit to key locks to vehicle ignition. See H-D.com and search for the bag part number for a How To video on keying the locks.

E. PAN AMERICA SPORT TOP CASE

The top case and its mount (sold separately) are designed to maximize loading capacity without compromising ride and handling. Luggage volume capacity: 36 liters. Luggage weight capacity is 10 kg (22 pounds).

Fits '21-later RA1250 and RA1250S models. Requires separate purchase of Top Case Mounting System P/N 53000800.

53000751

F. PAN AMERICA SPORT SIDE CASES

The mounts for left and right side cases are part of the motorcycle, so when the cases are removed there is no extra hardware left behind to clutter the styling. Luggage volume capacity: Right case 30 liters, left case 35 liters. Luggage weight capacity is 10 kg (22 pounds) in each case.

90201973

Fits '21-later RA1250 and RA1250S models.

G. PAN AMERICA SPORT TOP CASE LINERS

This water-resistant liner is designed to fit perfectly into the Sport Top Case. This liner features heavy-duty zippers, comfortable carrying handles and convenient D-rings for optional shoulder straps.

53000862

Fits '21-later RA1250 and RA1250S models. equipped with Sport Side Cases P/N 90201971.

H. PAN AMERICA SPORT SIDE CASE LINERS

Simplify packing and unpacking your motorcycle. These liners are designed to fit perfectly into Sport Side Cases. These bags feature heavy-duty zippers, comfortable carrying handles and D-rings for optional shoulder straps.

90202220

Fits '21-later RA1250 and RA1250S models. equipped with Sport Side Cases P/N 53000753.

24 PAN AMERICA®

Luggage

PAN AMERICA® ADVENTURE SOFT LUGGAGE

The Adventure Soft Luggage line is intended for the hard-core off-road rider. Designed specifically for motorcycle use, these durable bags resist damage if the bike tips over. The bag material is waterproof, exterior pockets have waterproof zippers, and the roll-top closure creates a weather-tight seal, so you can ride with confidence knowing that gear will stay dry no matter the conditions. The roll-top design and multiple compression straps make it possible to cinch the load tightly, and give this luggage flexible capacity. The bags are reflective to enhance their visibility in low light conditions. Includes universal mounting straps.

A. PAN AMERICA ADVENTURE SOFT SADDLEBAGS

Adventure Soft Saddlebags are supported by the Side Case Mounting System (sold separately). Luggage volume capacity is 25 liters in each bag. Weight capacity is 10 kg (22 pounds) in each bag. Sold as a set of two bags with mounting straps. Installation requires separate purchase of Side Case Mounting System P/N 90202087.

90202107

Fits '21-later RA1250 and RA1250S models. Requires separate purchase of Side Case Mounting System P/N 90202087.

B. PAN AMERICA ADVENTURE DUFFEL BAG

The Adventure Duffel Bag has extra-large volume capacity but can be compressed to match the volume of the contents and be as compact as possible. Duffel can be secured to the Top Case Mounting Plate (sold separately) behind the seat or on the passenger pillion in front of a hard case. Luggage volume capacity: 2,440 cubic inches (40 liters). Luggage weight capacity: 22 pounds (10 kg) P/N 90202087.

93300142

Fits '21-later RA1250 and RA1250S models.



A. PAN AMERICA ADVENTURE SOFT SADDLEBAGS



B. PAN AMERICA ADVENTURE DUFFEL BAG



C. PAN AMERICA TANK BAG



D. PAN AMERICA SIDE CASE MOUNTING SYSTEM



E. PAN AMERICA TOP CASE MOUNTING SYSTEM



F. PAN AMERICA PASSENGER BACKREST PAD



G. PREMIUM INDOOR/OUTDOOR COVER

PAN AMERICA® 25

Luggage

C. PAN AMERICA® TANK BAG

Keep essentials and a mobile device handy on the ride. Designed specifically for Pan America® 1250 and Pan America 1250 Special models, the bottom of this tank bag is co-molded to fit over the plastic cover on the top of the fuel tank for a secure, custom fit. Touch-sensitive window over the top pocket that enables function of a mobile device stored in the pocket. A water-resistant rain cover has a matching touch-sensitive window. A compartment designed to hold an auxiliary lithium battery is located below the device pocket, and has a port for a charging cable. The interior of the bag is high-visibility orange to make it easier to see contents. Side pockets are fleece-lined. Bag has a top carry-handle, pockets and dividers inside the bag. A leave-behind strap to secure bag can be tucked under the front of the motorcycle seat when bag is not in place. Luggage volume capacity is 8 liters. Weight capacity is 2 kg (5 pounds).

93300129

Fits '21-later RA1250 and RA1250S models.

D. PAN AMERICA SIDE CASE MOUNTING SYSTEM

Factory integrated design mates perfectly to mounted points on the motorcycle. Installing and adjusting the system is simple and does not require specialty tools. Built to demanding Harley-Davidson specifications to ensure gear is protected in the most-rugged conditions.

90202087

Fits '21-later RA1250 and RA1250S models.

E. PAN AMERICA TOP CASE MOUNTING SYSTEM

Required for installation of Aluminum Top Cases or Sport Top Case. Optimized load points ensure system is durable. Can also be used to support and secure Soft luggage.

53000800

Fits '21-later RA1250 and RA1250S models.

F. PAN AMERICA PASSENGER BACKREST PAD

Optimize passenger comfort when Aluminum Top Case is installed.

53000847

Fits '21-Later RA1250 and RA1250S models equipped with Aluminum Top Case P/Ns 53000814 or 53000816.

G. PREMIUM INDOOR/OUTDOOR COVER

This custom water-resistant motorcycle cover is an ideal fit for Pan America models and is adjustable to fit well with or without luggage installed on the bike. Durable materials and construction help protect the motorcycle from the elements when stored indoors or outdoors. Weather-shielded vents in the top of the cover promote air circulation to reduce moisture build-up and minimize corrosion. Integrated storage pouch with compression buckles permits convenient packing and conserves valuable luggage space. Reflective Bar & Shield logos make the motorcycle more visible in low light conditions. The cover skirt features front and rear adjustable drawstrings to cinch the cover and a belly strap to reduce ballooning in the wind. Convenient opening near the front wheel for a security chain or cable, and internal pocket that accepts the optional Cover Alarm (P/N 69000038, sold separately)

93100070

Fits RA1250 and RA1250S models.

26 PAN AMERICA®

Screamin' Eagle® Performance Parts

A. SCREAMIN' EAGLE® QUICKSHIFTER FOR PAN AMERICA® 1250 MODELS

Shift in an instant. The Screamin' Eagle® Quickshifter provides clutchless up and down shifts without risking transmissions damage. When foot shift control is engaged fuel and ignition are cut within milliseconds, which unloads the transmission allowing you to fly through up-shifts without touching the throttle or clutch. Shifter signal also blips the throttle for seamless down-shifts without using the clutch. Precise shifts are accomplished in an instant enabling smoother, stress-free control in on- and off-road situations. Installation requires a dealer Digital Technician™ update/flash.

32700151

Fits '22-later RA1250 and RA1250S models. Installation requires dealer Digital Technician update. Does not fit California models.

B. SCREAMIN' EAGLE® STREET CANNON MUFFLER – PAN AMERICA

Realize a significant weight reduction and a deep, sporty exhaust tone with this Screamin' Eagle® Street Cannon muffler, designed specifically to fit right and look great on Pan America® 1250 and Pan America 1250 Special models. Weighs 42 percent less than the Original Equipment muffler. Durable construction includes a titanium shell, carbon fiber end cap and a stainless-steel mid-pipe. The deep and sporty exhaust note is stirring but not extreme. Engineered with the motorcycle for easy installation and seamless fit.

65600389 Titanium.

Fits '21-later RA1250 and RA1250S models. California models instead require P/N 65600449. Does not fit California models.

C. SCREAMIN' EAGLE AIR FILTERS

1. SCREAMIN' EAGLE® HIGH-FLOW AIR FILTER – ROUND

This washable and reusable filter is a direct replacement for the original equipment filter and provides the same air flow performance as the original equipment.

29400428

Fits '21-later RA1250, RA1250S and RH1250S models.

29400449

Fits '21 California RA1250 and RA1250S models.

2. SCREAMIN' EAGLE® HIGH-FLOW AIR FILTER – HOMEPLATE

This washable and reusable filter provides 5 percent more air flow to the engine compared to the original equipment filter.

29400426

Fits '21-later RA1250, RA1250S and RH1250S models.

29400450

Fits '21 California RA1250, RA1250S and RH1250S models.

3. SCREAMIN' EAGLE® EXTREME-FLOW AIR FILTER – PAN AMERICA

This washable and reusable filter is specifically designed for off-road environments with off-road specific filter media. Provides 9 percent more air flow to the engine compared to the original equipment filter to allow the engine to breathe in all types of riding conditions. Clean, dry, and re-oil to reuse.

29400427

Fits '21-later RA1250 and RA1250S models.

29400451

Fits '21 California RA1250 and RA1250S models.



A. SCREAMIN' EAGLE QUICKSHIFTER FOR PAN AMERICA 1250 MODELS



B. SCREAMIN' EAGLE STREET CANNON MUFFLER – PAN AMERICA



C. SCREAMIN' EAGLE AIR FILTERS



D. CARBON FIBER EXHAUST SHIELD INSERT



F. OFFROAD ADJUSTABLE BRAKE LEVER KIT



H. 80GRIT RIDER FOOTPEGS



E. PAN AMERICA ROUND STYLE LOCKING FUEL CAP



G. OFFROAD FOLDING AND ADJUSTABLE SHIFT LEVER KIT



I. 80GRIT SHIFTER PEG – BLACK

PAN AMERICA® 27

Accessories

D. CARBON FIBER EXHAUST SHIELD INSERT

The lightweight carbon fiber exhaust shield helps keep heat away from the rider's leg while adding a touch of style to the exhaust shield. Hand-laid carbon fiber construction is extremely light weight and strong. Designed for easy installation over the existing exhaust shield. Reflective heat shielding material bonded to the backside of the insert. Adds a style element to complement the Screamin' Eagle® Street Cannon exhaust system.

65400648

Fits '21-later RA1250 and RA1250S models.

E. PAN AMERICA® ROUND STYLE LOCKING FUEL CAP

Secure and safeguard your fuel supply. This locking fuel cap was designed and tested by Harley-Davidson specifically for Pan America models. Key slot is hidden from view and protected from the elements by a swing-away cover that features Bar & Shield logo. Includes parts and instructions to match the locking cylinder to your factory key set.

61100188

Fits '21-later RA1250 and RA1250S models.

F. OFFROAD ADJUSTABLE BRAKE LEVER KIT

Change controls with conditions. Adjustable trailside without tools for ideal comfort and control when riding in a seated or standing position. The rear brake lever adjusts upwards higher than the OE position for comfort when riding while standing. No tools required for adjustment. Durable black finish.

41600371 Black.

Fits '21-later RA1250 and RA1250S models.

G. OFFROAD FOLDING AND ADJUSTABLE SHIFT LEVER KIT.

Change controls with conditions. Adjustable trailside for ideal comfort and control when riding in a seated or standing position or for rider preference. The footpeg position is adjustable on the lever for quick and easy position change. Adjustment changes shifter peg distance (fore/aft) relative to the footpeg. The footpeg folds away to prevent damage in a low-speed tip-over event. Durable black finish.

33600401 Black.

Fits '21-later RA1250 and RA1250S models.

H. 80GRIT™ RIDER FOOTPEGS

The rugged 80GRIT™ Collection foot controls combine form and function with the feel of an old-school BMX-style footpeg.

Fits rider position on '21-later RA1250 and RA1250S models.

50501383 Black.

50501390 Raw.

I. 80GRIT™ SHIFTER PEG

The rugged 80GRIT™ Collection foot controls combine form and function with the feel of an old-school BMX-style footpeg. Aluminum material with rugged styled edges, which complement the styling of the footpegs.

33600306 Black.

Fits '21-later RA1250 and RA1250S models.

Harley-Davidson® motorcycles modified with some Screamin' Eagle® Performance products must not be used on public roads and, in some cases, may be restricted to closed-course competition. These performance parts are 49-state U.S. EPA compliant but are NOT compliant for sale or use in California on pollution-controlled motor vehicles. California guidelines on tampering can also lead to substantial fines and penalties. Screamin' Eagle® Performance products are intended for the experienced rider only.

28 PAN AMERICA®

Wheels

A. LACED WHEELS

This laced wheel is as rugged as it looks. A new design has an aluminum rim and carbon steel with zinc plated spokes. The spokes are inserted through the aluminum wheel rim outside of the tire bead. An ideal wheel set for serious off-road adventure riding. Anodized matte black rim and gloss black acrylic e-coat hub. Strong, durable design intended for challenging off-road duty with no compromise of on-road performance. Design permits the use of a tubeless tire, which eliminates the weight of an inner tube. Spokes are repairable in the field without removing the wheel from the motorcycle.

43300821 19" Front.

Fits '21-later RA1250 and RA1250S models. Requires separate purchase of (qty 2) Front Brake Rotors P/N 41500195, (qty 10) Brake Rotor Hardware P/N 41500020 and Wheel Installation Kit P/N 42400038.

40900814 17" Rear.

Fits '21-later RA1250 and RA1250S models. Requires separate purchase of Wheel Installation Kit P/N 42400039.

B. WHEEL INSTALLATION KIT (ABS) – FRONT

Enables installation of front Laced wheel

42400038

Fits '21-later RA1250 and RA1250S models.

WHEEL INSTALLATION KIT (ABS) – REAR

Enables installation of rear Laced wheel.

42400039

Fits '21-later RA1250 and RA1250S models.

C. MOTORCYCLE TIRE PRESSURE MONITORING SYSTEM

The Harley-Davidson® Tire Pressure Monitoring System (TPMS) displays current front and rear tire pressure on the on the display screen and displays an indicator to alert the rider when tire pressure is low, and the pressure should be checked.

Fits '21-later Pan America® models (except Japan) equipped with laced wheels.

42300150

Fits '20-later Touring and '21-later Pan America (except Japan) with cast Original Equipment or Accessory wheels that accept a TPMS sensor.

42300124A

D. HARLEY-DAVIDSON® TOOL KIT – PAN AMERICA®

A tool kit designed specifically for Pan America 1250 models. Provides tools necessary for external service and maintenance of your vehicle.

Kit Includes:

- 6" long nose locking pliers with wire cutter. Curved jaw line-man pliers with wire cutter
- L-handle 1/4" square drive, 1/4" square to 1/4" hex adaptor, 1/4" 8mm square drive
- 32mm flat wrench, 36mm/22mm flat wrench
- 14mm spark plug wrench, 6" adjustable wrench
- 22mm X 2cm hex large
- 1/4" hex drive bits: T25, T27, T30, T40, T45, T50, 4mm, 5mm, 6mm, with 9-bit holder
- 5 ft. length of 1.6mm safety wire, Duct tape roll 48-75mm width X 2 meters, Zip ties: (5) 6" long and (5) 12" long
- 2 tool handle extensions and tool pouch

14900127

For use with '21-later Revolution® Max models.



A. LACED WHEEL – 19" FRONT



B. WHEEL INSTALLATION KIT (ABS)



C. MOTORCYCLE TIRE PRESSURE MONITORING SYSTEM



D. HARLEY-DAVIDSON TOOL KIT – PAN AMERICA



E. MICHELIN ANAKEE WILD OFF-ROAD FRONT TIRE



E. MICHELIN ANAKEE WILD OFF-ROAD REAR TIRE



F. GENUINE HARLEY-DAVIDSON OIL FILTER – BLACK



G. PAN AMERICA ENDCAP STYLE FILTER WRENCH



H. H-D GENUINE SYN BLEND MOTORCYCLE OIL



I. HARLEY-DAVIDSON ORIGINAL EQUIPMENT SPARK PLUGS



J. SCREAMIN' EAGLE PERFORMANCE SPARK PLUGS

REVOLUTION® MAX 29

Accessories

E. MICHELIN® ANAKEE WILD OFF-ROAD TIRES

All-new compounds, combined with an innovative tread pattern inspired by Dakar winning MICHELIN® Desert Race® tire, offering extraordinary longevity for extended adventure On/Off-road traction, handling, and precise steering thanks to an innovative tread pattern. The alignment of the scoop-shaped, staggered tread blocks offer traction on soft terrain and in all conditions. Resistant to damage and high temperatures due to optimized tread depth and a new compound. Excellent longevity. These tires may be installed on the Original Equipment cast aluminum or laced wheels

*Tires requires the purchase of a Digital Technician™ update completed by a Harley-Davidson® dealer.

Michelin® Anakee Wild Off-Road Front Tire

Fits '21-later RA1250 and RA1250S models.

43100049 120/70R19.

Michelin® Anakee Wild Off-Road Rear Tire

Fits '21-later RA1250 and RA1250S models.

43200050 170/60R17.

F. GENUINE HARLEY-DAVIDSON® OIL FILTER – BLACK

Trust the fit and performance. This Harley-Davidson® oil filter is the same Original Equipment filter that is installed at the factory. Designed and quality-tested for the Revolution® Max 1250 engine.

62700280 Spin On

Fits '21-later Revolution Max engine equipped models.

G. PAN AMERICA® ENDCAP STYLE FILTER WRENCH

14900138 Spin On

Fits '21-later Revolution Max engine equipped models.

H. H-D™ GENUINE SYN BLEND MOTORCYCLE OIL

Genuine SYN Blend Motorcycle Oil is a formulation engineered by Harley-Davidson and factory tested for optimal performance. This oil blends premium base stocks with premium Harley-Davidson proprietary additives for:

- Optimized durability.
- Minimal friction loss.
- Wide ambient operating temperature.
- Superior durability for engine components over a wide operating range and temperature.

Supports tighter engine tolerances in colder temperatures. Formulated for optimal clutch, engine, and transmission performance. Facilitates long life of emission components, including exhaust catalysts.

Fits '21-later Revolution Max engine equipped models.

62600099 Quart, US

62600102 Quart, AP

62600100 Litre, Can

62600101 Litre, EMEA/LA

I. HARLEY-DAVIDSON® ORIGINAL EQUIPMENT SPARK PLUGS

Stock replacement spark plugs.

31600190

Fits '21-later Revolution Max engine equipped models.

J. SCREAMIN' EAGLE® PERFORMANCE SPARK PLUGS

For Standard Compression Applications. Ribbed Core Technology (RCT) provides resistance to plug fouling. Designed with Original Equipment-style noise suppression to limit electrical interference with radios and communication equipment. Plated Jacket helps prevent corrosion in harsh weather and temperature conditions. Unique style with Screamin' Eagle logo. Sold in pairs

31600180

Fits '21-later Revolution Max engine equipped models.

30 REVOLUTION® MAX

Windshields

A. QUICK-RELEASE TOURING WINDSHIELD – CLEAR

Wind deflection with sporty style. This detachable windshield is designed specifically for the Nightster® model and can be installed or removed quickly and easily for desired style and protection. 17" clear windshield deflects wind flow over the head of most riders to reduce fatigue on long highway rides. Offers added rider protection from wind, rain and insects. Mounts to the forks with quick-release clamps so there is no leave-behind hardware when the windshield is removed. Black mounting hardware and support brackets match the style of the Nightster model. Harley-Davidson quality hard-coated polycarbonate material resists chips and scratching. Includes all necessary mounting hardware

57400479

Fits '22-later RH975 and RH975S models.

B. QUICK-RELEASE COMPACT WINDSHIELD – LIGHT SMOKE

Wind deflection with sporty style. This detachable windshield is designed specifically for the Nightster model and can be installed or removed quickly and easily for desired style and protection. 11" smoked windshield maintains consistent wind flow at shoulders and above for improved comfort and added protection from the elements. Light Smoke tint and compact design enhances the look of the bike. Mounts to the forks with quick-release clamps so there is no leave-behind hardware when the windshield is removed. Black mounting hardware and support brackets match the style of the Nightster model. Harley-Davidson quality hard-coated polycarbonate material resists chips and scratching. Includes all necessary mounting hardware

57400492

Fits '22-later RH975 and RH975S models.



A. QUICK-RELEASE TOURING WINDSHIELD – CLEAR



C. QUICK-RELEASE COMPACT WINDSHIELD – DARK SMOKE



B. QUICK-RELEASE COMPACT WINDSHIELD – LIGHT SMOKE



D. ENGINE GUARD – GLOSS BLACK

REVOLUTION® MAX 31

Windshield & Engine Guards

C. QUICK-RELEASE COMPACT WINDSHIELD

Wind deflection with sporty style. This detachable windshield is designed specifically for the Sportster® S model and can be installed or removed quickly and easily for desired style and protection. Shaped to maintain wind flow at shoulders and above for improved comfort or added protection from the elements while maintaining airflow. Mounts to the forks with quick-release clamps. Black mounting hardware and support brackets and dark windshield tint match the style of the Sportster® S model. Harley-Davidson quality hard-coated polycarbonate material resists chips and scratching. Includes all necessary mounting hardware.

57400459

Dark Smoke.

Fits '21-later RH1250S models.

D. ENGINE GUARD*

The strength of steel. This tubular steel engine guard is designed to help protect the Sportster® S motorcycle from cosmetic damage in the event of a stationary or low-speed tip-over. Strong one-piece tubular steel guard. Black finish matches the motorcycle chassis. Bolts onto existing mounting points for clean style and easy installation with no modifications. Includes all necessary mounting hardware.

49000194

Gloss Black.

Fits '21-later RH1250S models.

***WARNING:** Engine guards may provide limited leg and cosmetic vehicle protection under unique circumstances (fall over while stopped, very low speed slide). They are not made nor intended to provide protection from bodily injury in a collision with another vehicle or any other object.

32 REVOLUTION® MAX

Seats

A. SUNDOWNER™ SOLO RIDER SEAT

Maximize your miles. The Sundowner™ Solo Seat for the Harley-Davidson® Nightster® model can help keep you comfortable and alert until the next gas stop. Its enhanced bucket shape and spherical-void foam construction is designed to reduce numbing pressure points, and waterproof construction means you won't have a soggy bum after the rain quits. Enhanced bucket design cradles the rider and minimizes pressure points for improved long-haul comfort.

Waterproof construction and seam sealed stitch lines prevent water from soaking into the foam and leaving the rider with a damp bum. Factory fit retains access to fuel fill and under-seat features. Easy installation.

52000571

Fits '22-later RH975 models.



A. SUNDOWNER™ SOLO RIDER SEAT

B. SUNDOWNER™ PASSENGER PILLION

Share the ride and the comfort. Designed for the Nightster model, the Sundowner™ pillion is wider and longer than a standard accessory pillion for more miles of comfort. Designed to match the styling of the Sundowner™ Solo Rider Seat. Waterproof construction and seam sealed stitch lines prevent water from soaking into the foam and leaving the passenger with a damp bum. Uses factory mounting points for clean-and-easy installation and removal. Cover and stitching matches the Sundowner Solo Seat to maintain integrated motorcycle style. Includes all necessary mounting hardware.

52400288

\$170.95

Fits '22-later RH975 models equipped with Original Equipment or Sundowner solo seat. Installation requires separate purchase of Passenger Footpeg Mount and Peg Kit P/N 50502434.



B. SUNDOWNER™ PASSENGER PILLION

C. REACH® SOLO SEAT

This seat is shaped to deliver the ergonomic position that a shorter rider needs for optimal comfort and control, while maintaining premium style. Places the rider a 0.5" (13mm) forward and 0.3" (8mm) lower when compared to the stock Nightster model seat. Heavily sculpted nose and inner thigh area greatly improves reach to ground and removes inner thigh pressure for shorter riders. Low overall height provides the rider with added confidence and control while the bike is at a stop or during parking maneuvers. Seat maintains style and fit of the stock seat for a great look. Seat width 12.8"

52000550

Fits '22-later RH975 models.



C. REACH® SOLO SEAT

D. PASSENGER PILLION

Share the ride and the fun. Designed for the Nightster® model, the pillion is secured to the tail section behind the solo seat. Uses factory mounting points for clean-and-easy installation and removal. Quality vinyl cover maintains integrated motorcycle style. Includes all necessary mounting hardware.

52400306

Fits '22-later RH975 models equipped with Original Equipment solo seat. Installation requires separate purchase of Passenger Footpeg Mount and Peg Kit P/N 50502434.



D. PASSENGER PILLION



E. SUNDOWNER SOLO SEAT – SPORTSTER S MODEL



F. SUNDOWNER PASSENGER PILLION



G. PASSENGER PILLION



H. PASSENGER BACKREST KIT

REVOLUTION® MAX 33

Seats

E. SUNDOWNER™ SOLO SEAT – SPORTSTER® S MODEL

Head for the horizon. This Sundowner™ Seat provides the Sportster® S rider with maximum comfort for long rides. Enhanced bucket design and spherical-void foam construction for improved long-haul comfort. Extra support for more-aggressive riding. Seam sealed stitch lines prevent water from soaking into the foam and leaving the rider with a damp bum. Details in the top seat cover enhance overall style.

52000510

Fits '21-later RH1250S models.

F. SUNDOWNER PASSENGER PILLION

Share the ride and the fun. Designed for the Sportster S model, the pillion is secured to the tail section behind the solo seat. Pillion upholstery detail matches the accessory Sundowner Solo Seat P/N 52000510 (sold separately) for an integrated look and fit on the motorcycle. Slightly larger width than the standard accessory pillion for added passenger comfort. Seam sealed stitch lines prevent water from soaking into the foam and leaving the passenger with a damp bum. Kit includes a rear fender extension designed to deflect spray or debris from the passenger's back. The pillion also provides a solid base for accessory Tail Bag luggage P/N 93300128 (sold separately). Includes all necessary mounting hardware.

52400251

Fits '21-later RH1250S models equipped with Sundowner Solo Seat P/N 52000510. Installation requires separate purchase of Passenger Footpeg Mount Kit P/N 50502192 and passenger footpegs.

G. PASSENGER PILLION

Share the ride and the fun. Designed for the Sportster S model, the pillion is secured to the tail section behind the solo seat. Pillion upholstery matches the Original Equipment rider seat for an integrated look and fit on the motorcycle. Kit includes a rear fender extension designed to deflect spray or debris from the passenger's back. The pillion also provides a solid base for accessory Tail Bag P/N 93300128 (sold separately). Includes all necessary mounting hardware.

52400271

Fits '21-later RH1250S models equipped with Original Equipment solo seat. Installation requires separate purchase of Passenger Footpeg Mount Kit P/N 50502192 and passenger footpegs.

H. PASSENGER BACKREST KIT

This low padded backrest slides into position on Passenger Pillion Kit P/N 52400271 or 52400251 (sold separately) and is secured to the tail section to provide ideal passenger confidence and comfort. Integrated design with the Sportster® S model for easy installation and removal. Pad matches the upholstery of the Original Equipment seat for an integrated look. The backrest is not designed to support luggage. Includes required mounting hardware.

52300715

Fits '21-later RH1250S models. Requires separate purchase of Passenger Pillion Kit P/N 52400271.

34 REVOLUTION® MAX

Backrests & Racks

A. HOLDFAST™ SISSY BAR UPRIGHT – LOW HEIGHT – GLOSS BLACK

A sissy bar and passenger backrest pad is the starting point for building a complete touring machine. The backrest adds long-range comfort and support and provides a feeling of confidence and control for the passenger. HoldFast™ One-Piece Uprights feature an exclusive latch system that permits the backrest to be installed or removed in seconds to add versatility to your ride. The HoldFast sissy bar upright simply slips into position on the docking points, and the fingertip latches are clicked into position for a positive lock. Gloss Black Finish. An ideal location to secure cargo. Improves passenger comfort and confidence. Available in short and standard height for optimized passenger back support. Works with Compact Passenger Backrest Pads (sold separately).

52300702

Fits '22-later RH975 and RH975S models.

B. HOLDFAST™ SISSY BAR UPRIGHT – STANDARD HEIGHT – GLOSS BLACK

A sissy bar and passenger backrest pad is the starting point for building a complete touring machine. The backrest adds long-range comfort and support and provides a feeling of confidence and control for the passenger. HoldFast™ One-Piece Uprights feature an exclusive latch system that permits the backrest to be installed or removed in seconds to add versatility to your ride. The HoldFast™ sissy bar upright simply slips into position on the docking points, and the fingertip latches are clicked into position for a positive lock. Gloss Black Finish. An ideal location to secure cargo. Improves passenger comfort and confidence. Available in short and standard height for optimized passenger back support. Works with Compact Passenger Backrest Pads (sold separately).

52300700

Fits '22-later RH975 and RH975S models.

C. LUGGAGE RACK FOR HOLDFAST™ SISSYBAR UPRIGHT – GLOSS BLACK

Smooth sweeping curves and gloss black finish defines the look of this Sport Luggage Rack. Designed to complement both short and standard-height HoldFast™ Sissy Bar Uprights, this sleek rack adds a practical and stylish touch to the motorcycle. Gloss Black Finish. Practical, stylish and convenient for packing. For use with short or standard-height HoldFast Sissy Bar Uprights. When bolted to the HoldFast™ Sissy Bar system makes for combined backrest and luggage rack. Can be installed or removed from the bike in seconds for a truly versatile touring or cruising machine.

50300292

Fits '22-later RH975 and RH975S models.

D. HOLDFAST™ DOCKING HARDWARE KIT

The ideal choice for maximum versatility, this complete kit contains the docking hardware necessary to install all HoldFast™ detachable accessory options. Even if you only install a passenger backrest today, this kit allows you to add additional accessories in the future. Gloss Black Finish. Allows the addition of accessories as your customizing demands change. Includes docking points to allow installation of H-D® Detachables™ Sissy Bar and Solo Luggage Rack. This kit has been tested and validated to the rigorous standards required from the Harley-Davidson brand of premium products.

52300705

Fits '22-later RH975 and RH975S models..



A. HOLDFAST™ SISSY BAR UPRIGHT – LOW HEIGHT – GLOSS BLACK



B. HOLDFAST™ SISSY BAR UPRIGHT – STANDARD HEIGHT – GLOSS BLACK




A. HOLDFAST™ SISSY BAR UPRIGHT – LOW HEIGHT – GLOSS BLACK



B. HOLDFAST™ SISSY BAR UPRIGHT – STANDARD HEIGHT – GLOSS BLACK



C. LUGGAGE RACK FOR HOLDFAST™ SISSYBAR UPRIGHT – GLOSS BLACK



D. HOLDFAST™ DOCKING HARDWARE KIT



E. DETACHABLE SADDLEBAGS



F. TAIL BAG – SPORTSTER S MODEL



G. SINGLE-SIDED SWINGARM BAGS – CLASSIC



H. SINGLE-SIDED SWINGARM BAGS – MODERN

REVOLUTION® MAX 35

Luggage

E. DETACHABLE SADDLEBAGS

Optimize your Nightster® model with next generation of stylish, versatile and easy-to-use saddlebags from Harley-Davidson. Handle-mounted locks secure luggage lids and prevent access to the attachment mechanism to reduce the chance of theft. Fast and easy to mount and remove with a positive "click" to when the luggage is secured to the mounts. Ride with confidence in the wet weather thanks to advanced water sealing that keep luggage content dry. Size and shape of luggage is optimized for the Nightster model to deliver maximum capacity without affecting comfort or the installation of other accessories. Nightster™ models require separate purchase of Turn Signal Relocation Kit 67801297

90202254

Fits '22-later RH975 models. Requires separate purchase of Turn Signal Relocation Kit P/N 67801297.

Shown with:

TURN SIGNAL RELOCATION KIT

Provides third mounting point for Detachable Saddlebags (P/N 90202254, sold separately). Required to ensure proper attachment and functionality of the bags. Ensures compliance for license plate and turn signal visibility

67801297

Fits '22-later RH975 models.

F. TAIL BAG – SPORTSTER® S MODEL

This expandable Tail Bag luggage is designed to fit and look great on the Sportster® S model, and provides a convenient luggage option for ride essentials that is easy to install and remove. The Tail Bag is secured to the motorcycle tail section with quick-release straps and cam-lock buckles. The bag interior is bright orange to make it easier to see the contents. A carry handle makes it easy to move from bike to home or office. Includes waterproof rain cover. Luggage capacity is 5 pounds. The main compartment volume is expandable from 8.2 liters to 11.5 liters. Requires the Tail Bag be installed over the accessory Passenger Pillion Kit P/N 52400271 or 52400251 (sold separately).

93300128

Fits '21-later RH1250S models. Requires separate purchase of accessory passenger pillion for installation.

G. SINGLE-SIDED SWINGARM BAG – CLASSIC

Room for essentials with classic style, the Single-Sided Swingarm Bag is updated with modern design. Bag secures to left-side swingarm with easy-to-use straps and a semi-rigid back. Large enough to hold riding essentials you can't carry in a pocket, including most medium sized bottles. The detachable backwall organizer makes pre-packing the bag easy without having to squat or bend down to the bag. A waterproof removable liner helps keep contents dry. Engineered to not affect motorcycle lean angle. The black leather shell has a classic look that gains patina with age. Bag support required for installation.

90202530

Fits '21-later RH1250S and '22-later RH975 and RH975S models. RH1250S models require separate purchase of bracket P/N 90202533. RH975 models require separate purchase of bracket P/N 90202532

H. SINGLE-SIDED SWINGARM BAG – MODERN

Room for essentials with classic style, the Single-Sided Swingarm Bag is updated with modern design. Bag secures to left-side swingarm with easy-to-use straps and a semi-rigid back. Large enough to hold riding essentials you can't carry in a pocket, including most medium sized bottles. The detachable backwall organizer makes pre-packing the bag easy without having to squat or bend down to the bag. A waterproof removable liner helps keep contents dry. Engineered to not affect motorcycle lean angle. The black nylon shell is durable and fade-resistant. Bag support required for installation.

90202531

Fits '21-later RH1250S and '22-later RH975 and RH975S models. RH1250S models require separate purchase of bracket P/N 90202533. RH975 models require separate purchase of bracket P/N 90202532.

36 REVOLUTION® MAX

Foot Controls

A. FORWARD CONTROL KIT – GLOSS BLACK

Stretch out for maximum comfort and style. Gloss Black finish Moves the controls 10.2" (259mm) forward and 1.6" (40mm) upward from the Original Equipment foot position, providing a comfortable riding position. Does not compromise motorcycle lean angle. Ideal for taller riders or those that like to stretch out when hitting the open road. Includes all components necessary to convert your mid-controls to forward controls.

50502205

Fits '22-later RH975S models not equipped with engine guards.

B. CHIN GUARD

Replacement Chin Guard offers factory mounting locations and updated design to accommodate pass through of accessory forward foot controls or engine guard. Original Equipment mounting locations for easy bolt-on installation. No cutting or other modification required for a factory finish out of the box.

57200347

Fits '22-later RH975S models.

C. MID-CONTROL KIT

Move your feet. This complete mid-control conversion kit puts the Sportster® S motorcycle rider in a more-aggressive foot position for enhanced comfort and cornering confidence. It also reduces the reach to foot controls, an ergonomic advantage for riders of shorter stature. Relocates the left and right rider foot pegs and foot controls from the Original Equipment forward position to a mid-position on the bike. Installation does not compromise motorcycle lean angle. Mid-controls may be installed with passenger footpegs. Factory design ensures ideal fit and function. Includes all necessary mounting components and hardware.

50502136

Fits '21-later RH1250S models.

D. BLACK SHIFT LINKAGES

Complete a custom look when installing black accessory foot controls. Direct replacement for Original Equipment linkage ensures proper fit and performance. Durable black finish.

33600402

Fits '21-Later RH1250S models with original equipment forward controls.



A. FORWARD CONTROL KIT – GLOSS BLACK



B. CHIN GUARD




C. MID-CONTROL KIT



D. BLACK SHIFT LINKAGES



E. WILD ONE COLLECTION – REAR BRAKE LEVER



F. WILD ONE COLLECTION – SHIFTER PEG



G. '66 COLLECTION – REAR BRAKE LEVER



G. '66 COLLECTION – REAR BRAKE LEVER



H. PASSENGER FOOTPEG MOUNT KIT
(SHOWN WITH PASSENGER FOOTPEG P/N 50502026)



I. PASSENGER FOOTPEG MOUNT & PEG KIT



I. PASSENGER FOOTPEG MOUNT & PEG KIT

REVOLUTION® MAX 37

Foot Controls

E. WILD ONE™ COLLECTION – REAR BRAKE LEVER

Machined aluminum highlights. Complete this custom look with additional accessories from the Wild One™ Collection.

41600326

Fits '21-later RH1250S models.

F. WILD ONE COLLECTION – SHIFTER PEG

Machined aluminum highlights. Complete this custom look with additional accessories from the Wild One Collection.

33600338

Fits '21-later Revolution Max engine-equipped models.

G. '66 COLLECTION – REAR BRAKE LEVER

Durable satin black finish. Complete this custom look with additional accessories from the '66 Collection.

41600370

Fits '22-later RH975 models. Requires separate purchase of Brake Pedal Pad P/N 50600483.

41600348

Fits '21-later RH1250S models. Requires separate purchase of Brake Pedal Pad P/N 50600483.

H. PASSENGER FOOTPEG MOUNT KIT

Share the ride and the fun with passenger footpegs for the Sportster® S motorcycle. The foot peg mounts match the look of the motorcycle and bolt directly to integrated mounting points on the bike, for an easy clean-looking installation. Kit includes black left and right foot peg supports and mounting hardware. Footpegs and foot peg hardware sold separately.

50502192A

Fits '21-later RH1250S models. Separate purchase of Passenger Footpegs is required

I. PASSENGER FOOTPEG MOUNT & PEG KIT

Share the ride and the fun with passenger footpegs for the Nightster® motorcycle. The footpeg mounts match the look of the motorcycle and bolt directly to integrated mounting points on the bike, for an easy, clean-looking installation. Kit includes black left and right footpeg supports, mounting hardware and footpegs. Easy to install

50502434

Fits '22-later RH975 and '23-later RH975S models.

REVOLUTION MAX

38 REVOLUTION® MAX

Mirrors & Handlebars

A. EMPIRE™ COLLECTION – MIRRORS

Fits '21-later Revolution® Max engine-equipped models. RH975 and RH1250S models require separate purchase of Handlebar End Cap P/N 55801095, 55900246, 55900247 or 55900248.

56000220 Black Anodized.

56000221 Black Machine Cut.

B. ADVERSARY COLLECTION MIRRORS

Fits '21-later Revolution® Max engine-equipped models. RH975 and RH1250S models require separate purchase of Handlebar End Cap P/N 55801095, 55900246, 55900247 or 55900248.

56000224 Black w/ Orange Highlights.

56000225 Graphite w/ Machined Highlights.

C. '66 COLLECTION MIRRORS

56000261

Fits '21-later Revolution® Max engine-equipped models. RH975 and RH1250S models require separate purchase of Handlebar End Cap P/N 55801095, 55900246, 55900247 or 55900248.

D. REACH® HANDLEBAR

With a shape designed to place the handlebars closer to the rider, this Reach® Handlebar puts the rider in an upright seating position for added comfort and control. Designed to place the handlebars closer to the rider for ideal fit, comfort and control. Nightster® models require separate purchase of Brake Line P/N 41800874. Gloss Black finish 1" bar diameter.

55801263

Fits '21-later RH1250S and '22-later RH975 models.

E. TRACKER HANDLEBAR

Inspired by rough-and-tumble flat track race bikes, this handlebar is wider and taller than stock and features a cross brace. Designed to give the Sportster® S and Nightster models additional leverage during spirited riding. Fixed cross-bar gives aggressive look to front end. Nightster models require separate purchase of Brake Line P/N 41800874. Gloss Black finish

55801280

Fits '21-later RH1250S '22-later RH975 models.

For additional Collections that fit Sport models, see the Engine Trim and Controls sections of this catalog.



A. EMPIRE™ COLLECTION MIRRORS – BLACK



A. EMPIRE™ COLLECTION MIRRORS – BLACK MACHINE CUT



B. ADVERSARY COLLECTION MIRRORS

C. '66 COLLECTION MIRRORS



D. REACH® HANDLEBAR



E. TRACKER HANDLEBAR




F. CHROME EXHAUST SHIELDS



G. HEAVY BREATHER AIR CLEANER – CHROME



G. HEAVY BREATHER AIR CLEANER – BLACK



H. VELOCITY STACK – BLACK (RAW SHOWN INSET)

REVOLUTION® MAX 39

Intakes

F. CHROME EXHAUST SHIELDS

Use these shields to quickly and easily change the exhaust appearance to add some contrast. The perfect complement to a chrome Heavy Breather.

65400681

Fits '22-later RH975 models.

G. HEAVY BREATHER AIR CLEANER

This forward-facing exposed element Air Cleaner kit is sure to turn heads at the starting line. Featuring a gloss back or chrome elbow and exposed high-flow filter, the performance feel is unmistakable. Exposed high-flow filter for an aggressive, high-performance look. Washable and rechargeable filter element saves time and money over the long run versus buying replacement filters. Lightweight die-cast aluminum intake tube and backing plate for smooth airflow into the engine. Kit includes all necessary mounting hardware

Fits '22-later RH975 models

29400442 Chrome.

29400440 Black.

H. VELOCITY STACK

Add the look of wide-open performance with this hot rod style side-draft intake. 2.5" spun aluminum stack with hidden fasteners and a durable black anodized finish for a clean custom look. Stainless steel mesh screen adds classic detail. Black backing plate lets the raw velocity stack pop with contrast

Fits '22-later RH975 models

29400453 Black.

29400433 Raw w/ Clear.

40 REVOLUTION® MAX

Wild One™ Collection

WILD ONE™ COLLECTION

Add daring, raw-and-rugged style with durable billet aluminum Wild One™ Collection accessories. Each is finished in gloss black with bright, machined aluminum highlights, a variety of textures and exposed hardware to communicate power, speed, and performance.

A. WILD ONE™ COLLECTION – HAND GRIPS

Glueless design permits removal for servicing without damage. Rubber provides a positive grip while riding. Sold as a pair.

56100462

Fits '21-later Revolution® Max engine-equipped models. Does not fit models with original equipment heated grips.

56100483 Heated.

Fits '21-later RA1250S, RH1250S and RH975S models. RH1250S and RH975S models require a Digital Technician™ update by a Harley-Davidson® dealer.

B. WILD ONE COLLECTION – MIRRORS

Includes Left and Right mirror and mounting hardware.

56000241

Fits '21-later Revolution Max engine-equipped models. RH975, RH975S and RH1250S models require separate purchase of Handlebar End Cap P/N 55801095, 55900246, 55900247 or 55900248.

C. WILD ONE COLLECTION – RIDER FOOTPEGS

Includes Left and Right footpegs.

50502020 Rider.

Fits rider position on '21-later RH1250S models.

50502026 Passenger.

Fits passenger position on '21-later RH1250S, '22-later RH975 and '23-later RH975S models. RH1250S models require separate purchase of Passenger Footpeg Mount Kit P/N 50502192A. RH975 models require separate purchase of Passenger Footpeg Mount Kit P/N50502434.

D. WILD ONE COLLECTION – CAM SPROCKET

MEDALLIONS

Sold as a set of two adhesive covers.

14101557

Fits '21-later Revolution Max engine-equipped models.

E. WILD ONE COLLECTION – ALTERNATOR PLUG COVER

Includes Left and Right mirror and mounting hardware.

25701181

Fits '21-later Revolution Max engine-equipped models.

F. WILD ONE COLLECTION – CLUTCH MEDALLION

HDMC "dog tag" style logo adds subtle authenticity. Includes mounting hardware.

14101402

Fits '21-later Revolution Max engine-equipped models.

G. WILD ONE COLLECTION – TIMER MEDALLION

Machined aluminum highlights. Includes mounting hardware.

14101398

Fits '21-later Revolution Max engine-equipped models.

For additional Collections that fit Sport models, see the Engine Trim and Controls sections of this catalog.



A. WILD ONE COLLECTION – HAND GRIPS



B. WILD ONE COLLECTION – MIRRORS



C. WILD ONE COLLECTION – RIDER FOOTPEGS



D. WILD ONE COLLECTION – CAM SPROCKET MEDALLIONS



E. WILD ONE COLLECTION – ALTERNATOR PLUG COVER



F. WILD ONE COLLECTION – CLUTCH MEDALLION



G. WILD ONE COLLECTION – TIMER MEDALLION



H. FRONT AXLE NUT COVERS – GLOSS BLACK



I. REAR AXLE NUT COVERS – GLOSS BLACK



J. SWINGARM PIVOT BOLT COVERS – GLOSS BLACK



K. SECURITY SIREN KIT

REVOLUTION® MAX 41

Chassis Trim

H. FRONT AXLE NUT COVERS – GLOSS BLACK

Cover the front axle in style. These smooth custom die-cast Axle Nut Covers add the finishing detail to complete a custom front end. Easy to install. Includes all necessary mounting hardware. Sold in pairs

43000214

Fits '21-later Revolution Max engine-equipped models.

I. REAR AXLE NUT COVERS – GLOSS BLACK

Cover the rear axle in style. These smooth custom die-cast Axle Nut Covers add the finishing detail to complete the custom look. Easy to install. Includes all necessary mounting hardware. Sold in pairs

43000215

Fits '21-later RA1250, RA1250S and RH1250S models.

J. SWINGARM PIVOT BOLT COVERS – GLOSS BLACK

Conceal the swingarm pivot bolt for a clean style detail. These easy to-install covers hide the Original Equipment hardware. Gloss black finish. Kit includes left and right die-cast pivot bolt covers. Easy to install

47500047

Fits '21-later RH1250S models. Does not fit with Passenger Footpeg Mount Kit P/N 50502192.

K. SECURITY SIREN KIT

Plug in this very loud siren for additional peace of mind that your motorcycle is protected. The siren sounds an alarm when the Factory Security System is activated. Easy-to-install plug-and-play connection to vehicles equipped with a Harley-Davidson® Factory Security System. Homologated for international use

69000124

Fits '21-later RA1250, RA1250S, RH975, RH975S and RH1250S models, '17-later XG, '02-'17 VRSC™, '14-later XL, '04-'17 Dyna®, '03-later Softail® (except FXCW and FXCWC), '02-later Touring and '09-later Trike models equipped with H-D® Smart Security System or H-D® Factory Security System. '21-later RA1250, RA1250S and RH1250S models require separate purchase of Adapter Wire P/N 69202993 and two cable ties P/N 10065. '17-later XG models require separate purchase of mounting bracket P/N 69201473. 2002-2006 VRSCA, VRSCB, VRSCD Models require the purchase of a loop side Velcro strip, P/N 59274-01.

Also available:

SIREN ADAPTER WIRE

Required to install Security Siren P/N 69000124 on '21-later RA1250, RA1250S, RH975S and RH1250S models.

69202993