
















Fat Bob® 114 - Screamin' Eagle High-Flow Exhaust System

HARLEY-DAVIDSON®

SCREAMIN' EAGLE

Screamin' Eagle® Performance Stage Kits take performance to the next level with increased acceleration and improved passing power when compared to stock bikes. Everything from enhanced air intakes and engine kits to exhaust components and suspension. Screamin' Eagle Performance Parts and Accessories will blow minds on and off the road.

STAGE UPGRADES: PATH TO PERFORMANCE

	START HERE	CHOOSE FROM BELOW	ADD EVEN MORE POWER	
STAGE	 <p>STAGE I </p> <p>MOVE MORE AIR & FUEL</p> <p>INTAKE + EXHAUST + TUNING UPGRADE = FOUNDATION FOR ALL FUTURE STAGES</p>	 <p>STAGE II </p> <p>GIVE IT A LIFT</p> <p>STAGE I + CAM UPGRADE</p>	 <p>STAGE III </p> <p>PUMP UP THE VOLUME</p> <p>STAGE II + BIG BORE CYLINDERS & PISTONS</p>	 <p>STAGE IV </p> <p>TOP IT OFF</p> <p>STAGE III + CYLINDER HEADS & THROTTLE BODY</p>
BENEFITS	Ideal for riders who want to enhance the performance, look and sound of their motorcycle	<p>TORQUE KIT: Ideal for riders looking for instant passing power at cruising speeds</p> <p>POWER KIT: Ideal for riders who want to feel the power build and pull all the way to the redline</p>	Ideal for riders who want the largest engine displacement and increased power throughout the entire RPM range	Ideal for riders who want the absolute best Harley-Davidson® performance upgrade available
BASICS	<ul style="list-style-type: none"> • Most cost-effective step to improve performance and the foundation for future performance upgrades • Match any Screamin' Eagle® high-flow air cleaner and exhaust with the proper ECM calibration to increase the airflow into and out of the engine 	<ul style="list-style-type: none"> • Choose a TORQUE CAM or POWER CAM based on riding style • A performance cam increases both the lift in the valve train (pushing the valve open farther) and the duration of the valve opening (how long the valve stays open) 	<ul style="list-style-type: none"> • An increase in engine displacement allows the engine to swallow more air and fuel, while a higher-compression piston squeezes the air and fuel into a more volatile mixture, generating more power when ignited • Displacement increases are accomplished with larger cylinders, matching pistons and the proper cam upgrade 	<ul style="list-style-type: none"> • Highest-level performance upgrade available to provide a maximum increase in displacement, compression and flow • Higher-flowing CNC ported cylinder heads and larger bore throttle body increase the velocity and feed large volumes of air and fuel into the engine, which maximizes power on a larger displacement engine • Combines ported cylinder heads and larger throttle body in combination with cylinders, matching pistons and proper cam upgrade
PERFORMANCE	 <p>The rider will feel up to a 10%* increase in performance when compared to stock bikes throughout the entire RPM range</p>	 <ul style="list-style-type: none"> • TORQUE KIT: The rider will feel up to a 15%* increase in performance when compared to stock bikes in the low to mid RPM range • Experience crisp throttle response and acceleration that can be felt at slower speeds, perfect for passing slow-moving vehicles without downshifting  <ul style="list-style-type: none"> • POWER KIT: The rider will feel up to a 25%* increase in performance when compared to stock bikes in the mid to upper RPM range • Experience an adrenaline-pumping burst of speed while heading toward the redline 	 <ul style="list-style-type: none"> • Riders will experience a performance increase throughout the entire RPM range, with up to a 35%* increase when compared to stock bikes in the mid to upper RPM range • Produces instant passing power without downshifting • Delivers excellent stoplight to freeway speed and on-ramp acceleration 	 <p>The rider will feel exceptional acceleration, delivering significant gains and up to a 40%* increase when compared to stock bikes in the upper RPM range</p>

AN OVERVIEW OF WARRANTY & CAUTION: Harley-Davidson® has the engineering expertise, sophisticated dyno lab and complete testing facilities to provide enthusiasts with a line of performance products designed to produce good, solid, reliable horsepower and torque. Engine-related performance parts are intended for the experienced rider only.

WARRANTY: Installation of Screamin' Eagle® products and similar off-road or competition products from other manufacturers, except some street-compliant offerings installed by authorized Harley® dealers, may void your H-D™ limited vehicle warranty. Installation of a California performance kit on a 49-state model motorcycle or 49-state performance kit onto a California model motorcycle will void the manufacturer's warranty, as it will not result in a street-compliant configuration.

CAUTION: Harley-Davidson motorcycles modified with some Screamin' Eagle high-performance engine parts must not be used on public roads and, in some cases, may be restricted to closed-course competition.

CAUTION ICONS

GO LIGHT: These Screamin' Eagle® products are 50-State U.S. EPA compliant for sale and use on all applicable vehicles, including those that are pollution controlled. See Genuine Motor Parts and Accessories or Screamin' Eagle Accessories catalog for fitment information. Screamin' Eagle Performance products are intended for the experienced rider only.

STOP HAND: Harley-Davidson® motorcycles modified with some Screamin' Eagle® Performance products must not be used on public roads and, in some cases, may be restricted to closed-course competition. These performance parts are 49-state U.S. EPA compliant but are NOT compliant for sale or use in California on pollution-controlled motor vehicles. California guidelines on tampering can also lead to substantial fines and penalties. Screamin' Eagle® Performance products are intended for the experienced rider only.

CALIFORNIA: These Screamin' Eagle® products are street compliant for sale and use on specific vehicles, outlined in the product's fitment statement within the State of California. Screamin' Eagle Performance products are intended for the experienced rider only.

CROSS FLAGS: This product may be intended for race use only applications. It may also be certified for use in a 50-State U.S. EPA compliant application or kit. Use of any incomplete combination of certified kit products may not be legal for sale or use on U.S. market pollution-controlled vehicles and may be restricted to closed course competition use. See Genuine Motor Parts and Accessories or Screamin' Eagle Accessories catalog for compliance, fitment and warranty information. Screamin' Eagle Performance products are intended for the experienced rider only.

DYNAMOMETER (DYNO) PERFORMANCE TESTING: Declared performance values in this catalog represent SAE J-1349 transient peak power output. Dynamometer settings, motorcycle condition, variation, climate and other factors can affect performance output, and results can vary from the performance values declared by Harley-Davidson.

Street-legal and/or street-compliant statements refer to product meeting 50-state emissions and noise standards in the United States. The street legal and/or street compliant statements may not apply to markets outside of the United States.

Not all products are available in all countries — please consult your dealer for details.

Stage upgrades retain the Motorcycle Original Equipment Manufacturer's Warranty.

*Dynamometer settings, motorcycle condition, variation, climate and other factors can affect performance output, and results can vary from the performance values declared by Harley-Davidson.

TUNING FOR PERFORMANCE

FIRST THINGS FIRST:

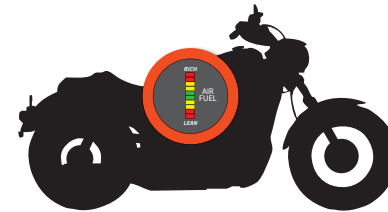
You've built your dream pavement-pounding machine by selecting one of the Screamin' Eagle® Stage upgrades.



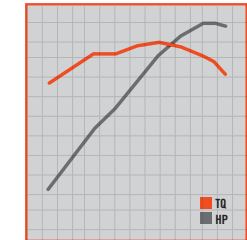
2 Next, the motorcycle Engine Control Module (ECM) needs to be recalibrated. Screamin' Eagle offers base calibrations specifically designed for the performance components on your bike.



3 Tuning adjusts the air-fuel ratio and other parameters based on your performance upgrades.



4 The end result? A properly tuned performance machine that gets the most out of your performance upgrades.



START HERE

PRO STREET TUNER*

- Offers base calibrations for your chosen Screamin' Eagle Stage upgrade
- Constantly monitors the engine operation in the Part-Throttle Cruising Range
- Enables manual adjustments to fine-tune parameters within part- and full-throttle ranges*



(*may not be available in all markets)

WANT MORE?

SMART TUNE PRO

- Uses the Pro Street Tuner base calibrations as a starting point
- Constantly monitors the engine operation and riding conditions in the Complete Motorcycle Operating Range
- Automatically adjusts tuning parameters in real time within the Complete Motorcycle Operating Range

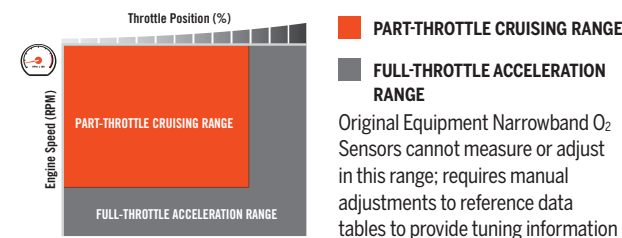


THE HOW

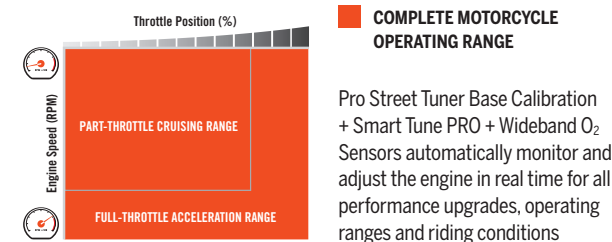
- 1 Load base calibration
- 2 All done; go ride or **manually** adjust with Dyno tuning or Smart Tune Live

THE WHAT

COMPLETE MOTORCYCLE OPERATING RANGE



COMPLETE MOTORCYCLE OPERATING RANGE



THE BENEFIT

MANUAL ADJUSTMENT FOR
 Maximum Performance + Optimal Efficiency
 for your bike



AUTOMATIC ADJUSTMENT FOR
 Maximum Performance + Optimal Efficiency
 + Automatic Adjustment for your bike in all riding conditions and combinations of performance upgrades



PRO STREET TUNER

All Screamin' Eagle® performance upgrades require Engine Control Module (ECM) recalibration, also known as tuning. The best method for tuning your stage upgrades is with the Screamin' Eagle Pro Street Tuner.

- Provides starting calibrations developed by the Screamin' Eagle team
- Offers ability to dial in bike-to-bike variations and different air cleaner and exhaust combinations
- Offers Guided Smart Tune process, which walks user through tuning with or without a dyno
- Allows adjustments within a safe range for optimum performance excitement
- Maximizes the performance output while maintaining 50-State U.S. EPA compliance
- Retains the Motorcycle Original Equipment Manufacturer's Warranty



SCREAMIN' EAGLE® PRO STREET TUNER

The Screamin' Eagle® Pro Street Performance Tuner is designed to simplify management of engine operating parameters as performance modifications are made. Once installed, the kit will allow you to adjust key parameters or simply upload the latest Engine Control Module (ECM) calibrations to match your bike's state-of-tune. Start with a high-flow air cleaner and Street Performance mufflers and upload the calibration that provides the best performance mix. Add additional Stage Upgrades later, and you simply upload the proper ECM calibration to match the model and hardware. Plus, you have free online access to the latest factory calibrations.

Ideal for real-world street performance applications, the Pro Street Tuner provides the adjustability to account for bike-to-bike variation and for changes to cams, heads, intake and exhaust while maintaining closed-loop fuel control for fuel economy in the part-throttle operating range. Unlike other aftermarket tuners, the Screamin' Eagle Pro Street Tuner actually talks directly to your motorcycle's ECM and re-programs the motorcycle's operating system. It isn't a piggyback system that tries to fool the ECM into adding more fuel or changing the ignition timing. The Pro Street Tuner plugs into the bike's data port, so no splicing or under-seat hardware is required.

After you upload the proper ECM calibration, dial it in with the Smart Tune function. The guided Smart Tune process walks you through the process to find the right calibration for your build, set the tuner to a data collection mode and then allows you to incorporate the data after the ride with just a few clicks. The ECM calibration is then custom fit for your bike. The module will store up to 15 minutes of run-time data information that can be downloaded to your PC, allowing the rider or technician to view and evaluate the bike's air/fuel ratio, O₂ sensor readings, engine speed and temperature, RPM and vehicle speed, throttle position, spark advance and many more performance characteristics. The Vehicle Communications Module (VCI) will also record and display service codes for troubleshooting and diagnostics. The kit includes the VCI module and unlimited access to the latest software updates and calibrations available from Screamin' Eagle. Tuner Cable kit sold separately.

The Pro Street Tuner software includes impressive features:

- A guided Smart Tune process to enable quick navigation through the software, whether you are new to tuning or an experienced user.
- Smart Tune Live – a dynamic and visual method to track and capture engine data simply by running the vehicle through a range of RPM and throttle positions. This feature reduces the time to modify existing VE (Volumetric Efficiency) tables, which are then analyzed and tuned. Smart Tune Live works on models with factory-installed O₂ sensors only.
- Adjustability to Spark Advance, Throttle Progressivity and Volumetric Efficiency to custom tune the performance combination.
- 50-State U.S. EPA compliant.

The Pro Street Tuner permits tunability to optimize performance and drivability without compromising fuel efficiency, emission levels, engine durability, or 50-State U.S. EPA compliance. And unlike other race tuners or engine controllers, the Screamin' Eagle Pro Street Tuner does not impact your Harley-Davidson® factory warranty coverage.

41000008C

For use with '17-'20 XG, '14-'22 XL and '07-'17 Dyna®, and '07-later Softail® and Touring and '17-later Trike models. Requires separate purchase of model-specific Tuner Cable.

41001212A

For use with '17-20 XG, '14-22 XL and '07-17 Dyna, and '07-22 Softail and Touring and '17-22 Trike California models only. Requires separate purchase of model-specific Tuner Cable. California Dealership installation only. Refer to H-D.com/shop for status.

FEATURES

PRO STREET TUNER	
Street-Use (EPA/CARB) Calibrations	Yes – Stage 1, 2, 3 & 4
SE Pro (Race-Use Only) Calibrations	No
Retains Full Engine Warranty	Yes
Tuning Parameters*:	
<i>Volumetric Efficiency</i>	Tunable – All
<i>Throttle Progressivity</i>	Tunable – '14-later Touring
<i>Spark Advance – Tunable</i>	'17-'20 XG '14-'22 XL '12-'17 Dyna '12-later Softail '14-later Touring
<i>RPM Max</i>	View Only
<i>Idle RPM</i>	View Only
<i>Accel Enrichment</i>	View Only
<i>Decel Enleanment</i>	View Only
Data Recording (select markets)	15 minutes
Smart Tune LIVE (select markets)	Yes
Graphical Data Display	Yes
Service Codes Display/Clear	Yes
Available for VRSC™ and XR models	No
Language Support	English, Spanish, German, French, Japanese, Italian, Portuguese, Dutch

Also available:

SCREAMIN' EAGLE TUNER CABLE KIT

Cable kit provides all necessary connections between motorcycle, VCI and computer, and permits downloading calibrations with the Street Tuner and Super Tuner software. Kit includes two cables: computer USB to VCI box and VCI box to vehicle.

32184-08A

For use with '01-'17 VRSC™, '01-'13 EFI XL and XR, '01-'11 EFI Dyna, '01-'11 EFI Softail, '02-'13 EFI Touring and '09-'13 Trike models. Also for use with VRXSE Destroyer race bikes.

41000018

For use with '15-'20 XG, '14-'22 XL, '12-'17 Dyna, '11-'20 Softail, '14-'20 Touring and '14-'20 Trike models. Screamin' Eagle performance upgrades for FLSB are 49-state U.S. EPA approved. Pending approval for use in California.

41000979

For use with '21-later Touring, Trike, Softail, and CVO™ models. Does not work with Sportster or Street models.

TUNING FOR PERFORMANCE

START HERE: PRO STREET TUNER

- Base calibrations for each Screamin' Eagle® Stage upgrade
- Constantly monitors the engine operation in the Part Throttle Cruising Range
- Enables MANUAL adjustments to fine-tune parameters within part and full throttle ranges (not available in all markets)

The result? MANUAL ADJUSTMENT for Maximum Performance + Optimal Efficiency

WANT MORE? ADD SMART TUNE PRO

- Uses Pro Street Tuner base calibrations as a starting point
- Constantly monitors engine operation and riding conditions in the Complete Motorcycle Operating Range
- AUTOMATICALLY adjusts tuning parameters in REAL TIME within the Complete Motorcycle Operating Range

The result? AUTOMATIC ADJUSTMENT for Maximum Performance + Optimal Efficiency + Automatic Adjustment for all riding conditions and performance upgrades

Street legal and/or street compliant statements refer to product meeting 50-State emissions and noise standards in the United States. The street legal and/or street compliant statements may not apply to markets outside of the United States.



A. SCREAMIN' EAGLE SMART TUNE PRO AUTOMATIC TUNING MODULE

A. SCREAMIN' EAGLE® SMART TUNE PRO AUTOMATIC TUNING MODULE*

Smart Tune PRO works with the Screamin' Eagle® Pro Street Tuner to automatically adjust your bike for the combination of performance components, climates and vehicle load conditions you are operating in. You just install the upgraded wide-band oxygen sensors in the exhaust headers, download the calibration that the Screamin' Eagle engineers have developed as a starting point, then simply drive down the road and let Smart Tune PRO do the work.

Smart Tune PRO constantly monitors the operating parameters of your motorcycle, and automatically adjusts the bike's Electronic Control Module (ECM) to maximize performance in your current riding conditions. Smart Tune PRO utilizes wide-band O₂ sensors that read oxygen levels in the exhaust stream to determine the optimum air/fuel ratio your bike needs at this very moment. Smart Tune PRO analyzes the data and automatically makes real-time tuning adjustments to the ECM. Unlike the standard narrow-band O₂ sensors that only provide feedback in the part-throttle cruising range, the wideband sensors can read and adjust tuning throughout the part throttle cruising and full-throttle acceleration operating range.

It is fully factory supported, and optimized to maximize performance while maintaining drivability and engine longevity. Smart Tune PRO is 50-State EPA compliant and does not impact the H-D™ factory warranty. Kit includes the Smart Tune PRO module with plug-in wiring harness, two M18 wide-band O₂ sensors and access to free software updates, future calibrations and free online training modules. Screamin' Eagle Pro Street Tuner and model-specific installation hardware is sold separately.

41000445A

Fits '14-'22 XL, '16-'17 Dyna® FXDLS, '16-'20 Softail®, '14-'20 Touring and '17-'20 Trike models. Installation requires exhaust modification to incorporate wide-band oxygen sensors. Some models require Oxygen Sensor Harness Extension. For model specific installation requirements see Installation Instructions on H-D.com/shop. All models require ECM calibration with Screamin' Eagle® Pro Street Tuner for proper installation. 50-State U.S. EPA Compliant.

Also available: (not shown)

OXYGEN SENSOR HARNESS EXTENSION

Plug-in extension cable is wired to allow installation of the Screamin' Eagle Smart Tune PRO Automatic Tuning Module hardware on specific models. No splicing or soldering is required.


69201704

Required for use of Screamin' Eagle Smart Tune PRO Automatic Tuning Module hardware on, '16-'17 Dyna and Softail models.

Street legal and/or street compliant statements refer to product meeting 50-State emissions and noise standards in the United States. The street legal and/or street compliant statements may not apply to markets outside of the United States. Tuning parameters may not be available in all markets. Check your local dealership for more information.

MILWAUKEE-EIGHT® POWERTRAIN

Screamin' Eagle® Stage upgrades offer complete street-compliant performance configurations engineered to generate specific torque and horsepower gains. Eliminating all the guesswork and trial-and-error testing normally associated with engine modifications, Stage upgrades include everything you need to enhance your bike's performance. Start with the foundation, the Stage I upgrade, then choose from Stage II, III or IV depending on your performance goals, budget and riding style.



STAGE I

INTAKE + EXHAUST + TUNING

The easiest and most cost effective step to improve your motorcycle's performance is to increase the airflow into and out of the engine. A high-flow air cleaner and system-matched slip-on mufflers provide horsepower and torque improvements you can feel throughout the RPM range, and serve as the core components for all performance upgrades. ECM calibration is required to tune the fuel flow and timing required to accommodate the improved airflow.

Stage I upgrade can be installed without engine disassembly. No special tools are required. Requires ECM tuning.



Street legal and/or street compliant statements refer to product meeting 50-State emissions and noise standards in the United States. The street legal and/or street compliant statements may not apply to markets outside of the United States.

STAGE II

STAGE I + CAM UPGRADE

Adding performance cams to a Stage I equipped bike is the next step to improved performance. Cam choices allow you to tailor the engine's performance to your specific needs. A torque cam offers on-demand throttle response from low- to mid-RPM at cruising speed. A power cam targets high-RPM, wide-open throttle response that keeps pulling right up to the redline. ECM calibration tuning is required to accommodate the increased valve timing, and performance valve springs may be required for high-lift cams.

Stage II upgrade requires minor engine disassembly to replace the cam. Adjustable pushrods allow cam installation without removing the rocker box. Special tools and ECM tuning are required.




STAGE III

STAGE I + CAM, BIG BORE CYLINDERS & PISTONS

The next step on the performance journey is to build a bigger engine. An increase in engine displacement allows the engine to swallow more air and fuel, a higher compression piston squeezes the air/fuel into a more volatile mixture, and when combined, generates more power when ignited. A displacement and compression increase provides torque increases throughout the entire RPM range with a 15-25% improvement in the mid-range power. ECM calibration tuning is required to adjust fuel flow and timing to accommodate the increased displacement.

Stage III bolt-on upgrade requires removal of the engine's top end and opening the cam chest. Engine remains in the chassis and no machining is required. Special tools and ECM tuning are required.



STAGE IV

STAGE I + CAM, BIG BORE CYLINDERS, PISTONS, CYLINDER HEADS & THROTTLE BODY

To maximize the impact of the increased displacement gained with Stage III updates, the addition of free-flowing ported cylinder heads and a big bore throttle body top off the performance build. Designed to satisfy the high-RPM, throttle-twisting rider, the Stage IV update delivers 20-30% increase in power that keeps pulling right up to the redline, without sacrificing mid-range torque. ECM calibration tuning is required to add more fuel, and a higher-lift cam may be required to deliver maximum power.

Stage IV bolt-on upgrade requires removal of the engine's top-end and opening the cam chest. Engine remains in the chassis and no machining is required. Special tools and ECM tuning are required.

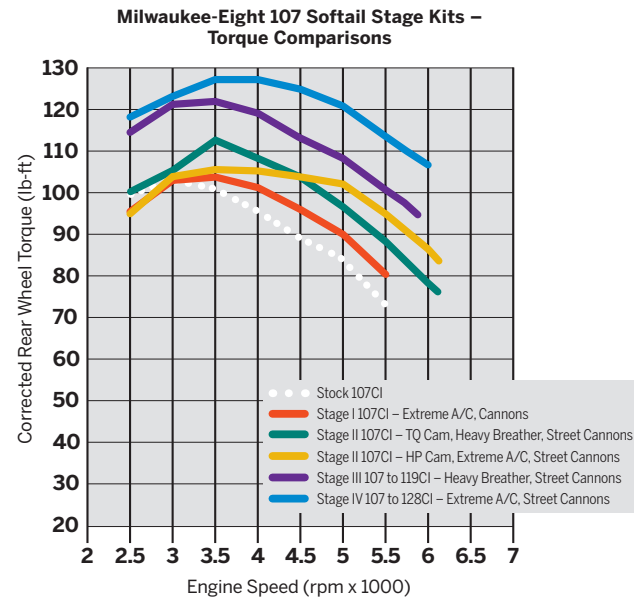
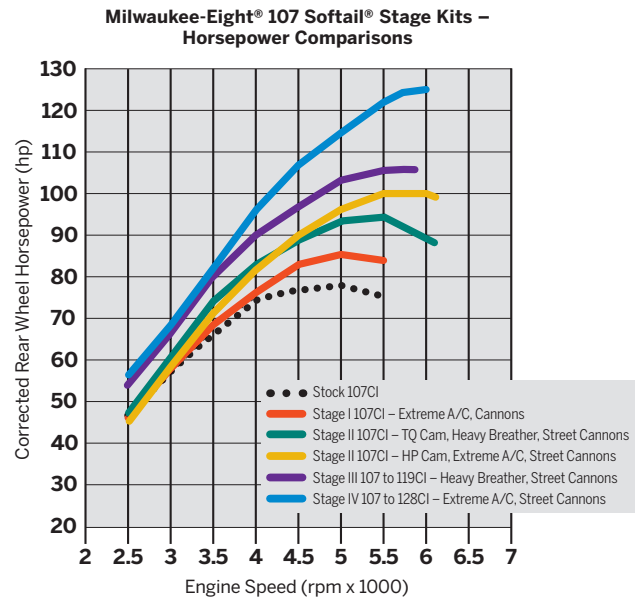


Street legal and/or street compliant statements refer to product meeting 50-State emissions and noise standards in the United States. The street legal and/or street compliant statements may not apply to markets outside of the United States.

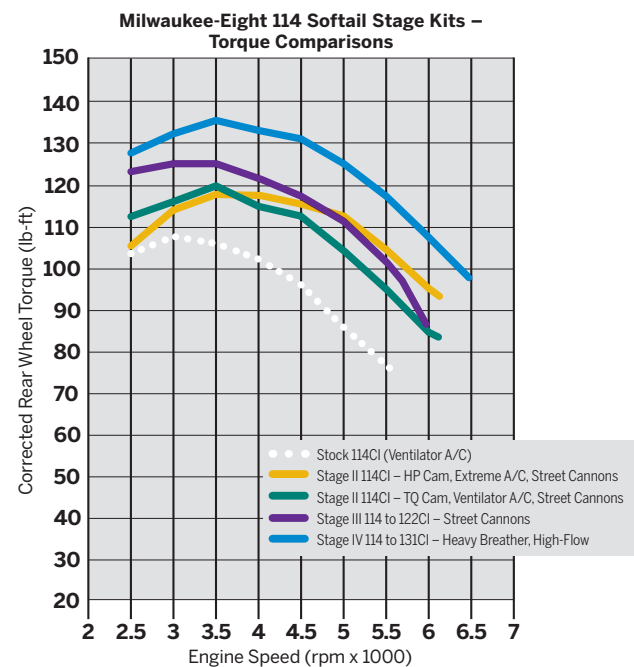
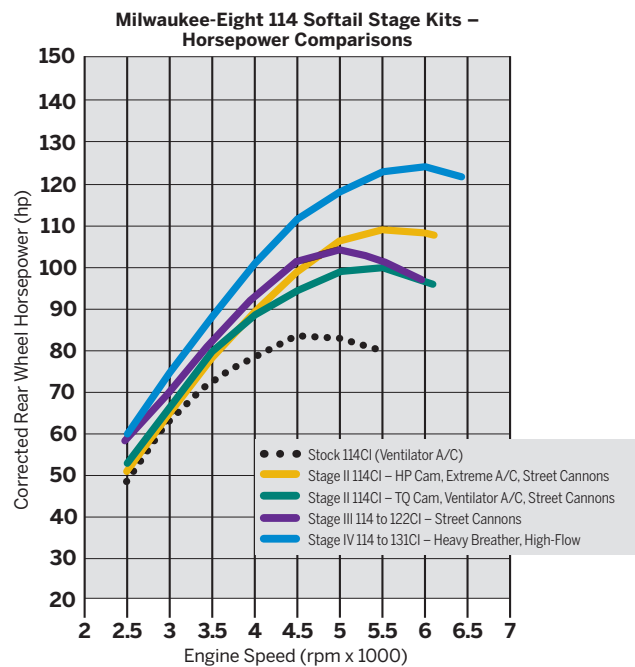
MILWAUKEE-EIGHT® POWERTRAIN

Screamin' Eagle® Stage upgrades offer complete street-compliant performance configurations. Whether you're a Softail® or Touring rider, Screamin' Eagle offers the full gamut of Stage upgrades for you to pick the best solution for you. Use the Rear Wheel Horsepower and Torque charts to identify a combination that would work best for your riding style and performance needs.

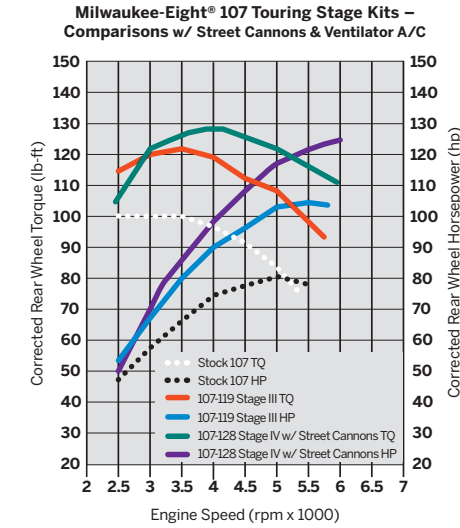
SOFTAIL® 107CI MODEL STAGE UPGRADES



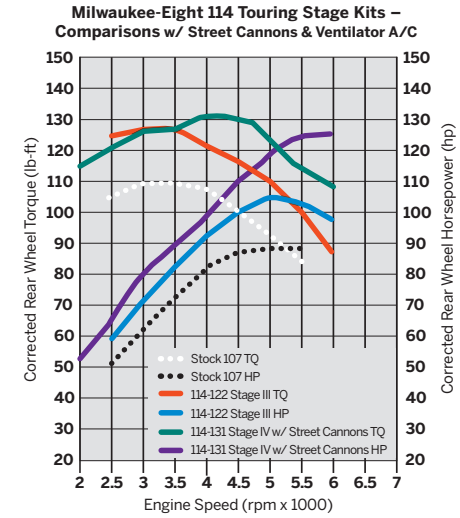
SOFTAIL 114CI MODEL STAGE UPGRADES



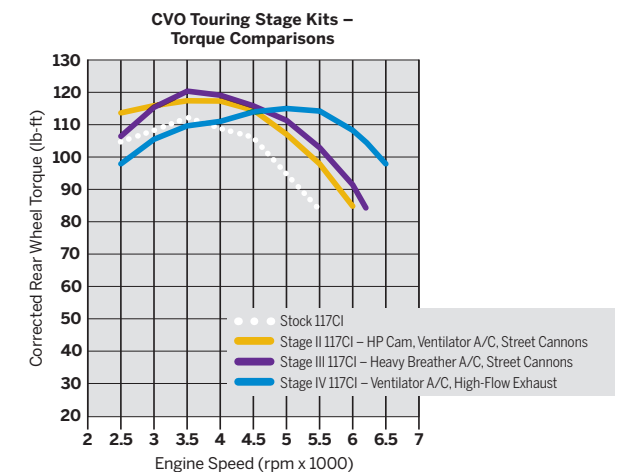
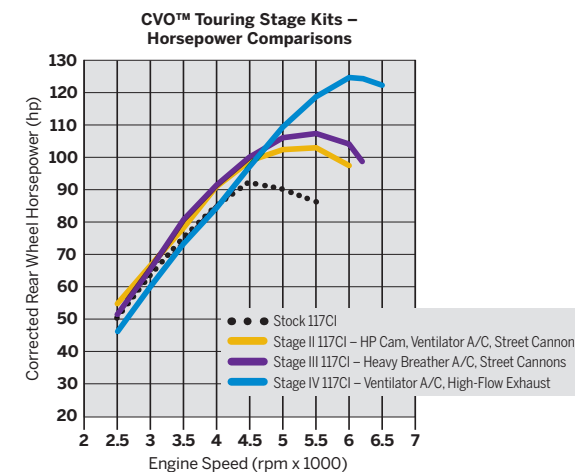
TOURING 107CI MODEL STAGE UPGRADES



TOURING 114CI MODEL STAGE UPGRADES



CVO™ TOURING MODEL STAGE UPGRADES



DYNAMOMETER (DYNO) PERFORMANCE TESTING: Declared performance values in this catalog represent SAE J-1349 transient peak power output. Dynamometer settings, motorcycle condition, variation, climate and other factors can affect performance output and results can vary from the performance values declared by Harley-Davidson.

Street legal and/or street compliant statements refer to product meeting 50-State emissions and noise standards in the United States. The street legal and/or street compliant statements may not apply to markets outside of the United States.

Street legal and/or street compliant statements refer to product meeting 50-State emissions and noise standards in the United States. The street legal and/or street compliant statements may not apply to markets outside of the United States.

338 SCREAMIN' EAGLE®

Milwaukee-Eight® Stage I Upgrade

A. SCREAMIN' EAGLE® HEAVY BREATHER EXTREME AIR CLEANER




We've taken the iconic Screamin' Eagle® Heavy Breather Air Cleaner to the next level—an extreme performance level. Designed for maximum performance, this extra-large Screamin' Eagle Heavy Breather Extreme Air Filter flows 42% more air than a traditional Heavy Breather filter. Air moves smoothly through the filter due to an interior bell-shape feature and then travels through a unique round to oval transitioned tube to improve leg clearance while providing unobstructed air to the throttle body. At speeds over 60 mph, the filter captures air from the front, forcing the air through a smaller area to create a RAM air effect, while the long intake tube enhances torque beyond other Ventilator and Round High-Flow Filters for enhanced acceleration. Designed to feed a large displacement engine enough clean air that can support output of over 150hp. The cast aluminum intake tube and back plate are dressed in rich, gloss black or mirror-like chrome. The back plate features a Screamin' Eagle logo. Kit includes all required mounting hardware. Optional Rain Sock P/N 29400424 is available to protect the exposed element in inclement weather.

Fits '18-later Softail®, '17-later Touring (except models equipped with Fairing Lower) and '17-later Freewheeler® models. Does not fit models equipped with Fairing Lower Glove Boxes, Fairing Lower Speakers or Road Glide® Fairing Spoilers. All models require ECM calibration with Screamin' Eagle Pro Street Tuner for proper installation. Pending approval for use in California on '21-'22 models. Refer to H-D.com/shop for status.

29400388 Chrome.

29400387 Gloss Black.



A. SCREAMIN' EAGLE HEAVY BREATHER EXTREME AIR CLEANER – CHROME



A. SCREAMIN' EAGLE HEAVY BREATHER EXTREME AIR CLEANER – GLOSS BLACK



A. SCREAMIN' EAGLE HEAVY BREATHER EXTREME AIR CLEANER – CHROME



A. SCREAMIN' EAGLE HEAVY BREATHER EXTREME AIR CLEANER – GLOSS BLACK



B. SCREAMIN' EAGLE® HEAVY BREATHER ELITE AIR CLEANER - MILWAUKEE-EIGHT® ENGINE



B. SCREAMIN' EAGLE® HEAVY BREATHER ELITE AIR CLEANER - GLOSS BLACK



B. SCREAMIN' EAGLE® HEAVY BREATHER ELITE AIR CLEANER - CHROME

SCREAMIN' EAGLE® 339

Milwaukee-Eight® Stage I Upgrade

B. SCREAMIN' EAGLE® HEAVY BREATHER ELITE AIR CLEANER - MILWAUKEE-EIGHT® ENGINE



Take a deep breath. This Screamin' Eagle® Heavy Breather Elite picks up where the past generation Milwaukee-Eight Heavy Breather left off with a 15% air flow improvement. Redesigned to support even more performance with engine builds pushing over 135hp. The iconic Heavy Breather Air Cleaner features a forward-facing oiled cotton filter element that flows large volumes of clean air into the engine. The short, low profile cast tube rams the charge directly into the throttle body with little turbulence for increased power and torque, and the intake tube mounts to a custom back plate that features integral breathers and covers the throttle body electronics for a finished look. The slanted compact filter adds an aggressive performance look, and it is shaped to allow installation on Touring bikes equipped with fairing lowers. This Elite version includes an integrated cover manufactured from forged aluminum and precision machined to further enhance the stylized performance look while exposing a majority of the filter to maximize airflow. Available in your choice of chrome or gloss black finish, the kit includes filter, cover, intake tube, custom back plate, and all mounting hardware.

Fits '18-later Softail® models and '17-later Touring and Trike models. All models require ECM calibration with Screamin' Eagle Pro Street Tuner for proper installation. Does not fit on models equipped with fairing lower glove boxes or fairing lower speakers. Pending approval for use in California on '21-'22 models. Refer to H-D.com/shop for status.

29400406 Chrome.

29400407 Gloss Black.

Also available: SCREAMIN' EAGLE® HEAVY BREATHER ELITE AIR CLEANER - FILTER

K&N® replacement air filters are engineered to improve airflow for increased horsepower and quicker acceleration. K&N filters provide excellent filtration, and because they are washable and reusable, you can clean the filter whenever conditions demand. Designed as direct replacements for specified fitments.

29400405

Fits '18-later Softail and '17-later Touring and Trike models equipped with Heavy Breather Elite Air Cleaner P/N 29400406 or 29400407.

Street legal and/or street compliant statements refer to product meeting 50-State emissions and noise standards in the United States.

The street legal and/or street compliant statements may not apply to markets outside of the United States.

Street legal and/or street compliant statements refer to products meeting EPA (49-State) and/or California (50-State) emissions and noise standards in the United States as specified.

The street legal and/or street compliant statements may not apply to markets outside of the United States.

340 SCREAMIN' EAGLE®

Milwaukee-Eight® Stage I Upgrade

A. SCREAMIN' EAGLE® VENTILATOR EXTREME AIR CLEANER

Let it breathe! The open-face filter design of the Screamin' Eagle® Ventilator Extreme Air Cleaner Kit flows 39% more air than a traditional perimeter high-flow filter. When combined with an additional 1/2" of air filter thickness and the smooth radius die-cast back plate, this open filter can feed a large displacement engine with an unobstructed flow of clean air that can support output of over 150hp. Kit includes a die-cast back plate, and open-face, water-resistant, washable oiled-cotton filter element and all required installation gaskets and hardware. Optional Rain Sock P/N 29400412 is available to protect the exposed element in extreme weather. Choice of either Gloss Black (P/N 61300994) or Chrome (P/N 61300993) Cover Kit required to complete installation.

Fits '18-later Softail® and '17-later Touring and Trike models. Requires Ventilator Extreme Air Cleaner Cover Kit P/N 61300993 or 61300994 to complete installation. All models require ECM calibration with Screamin' Eagle Pro Street Tuner for proper installation, pending approval for use in California on '21-'22 models. Refer to H-D.com/shop for status.

29400396 Chrome.
29400397 Gloss Black.

B. SCREAMIN' EAGLE VENTILATOR EXTREME AIR CLEANER COVER

The Ventilator Extreme Air Cleaner Cover trims the face of the Screamin' Eagle Ventilator Extreme filter in style and features aggressive mounting lugs, polished stainless-steel custom ARP fasteners and an inset Screamin' Eagle medallion. The cast aluminum, rich gloss black cover wraps the leading edge of the filter element, covering the rubber gasket without restricting airflow. This Air Cleaner Cover is required to complete installation of the Ventilator Extreme Air Cleaner Kit P/N 29400396 & 29400397.

Fits Screamin' Eagle Ventilator Extreme Air Cleaner Kits P/N 29400396 and 29400397. Includes necessary ARP hardware. Also fits standard Ventilator Air Cleaner Kits P/N 29400298 and 29400299 with separate purchase of Extreme Ventilator Air Filter P/N 29400400.

61300993 Chrome.
61300994 Gloss Black.

C. SCREAMIN' EAGLE AIR CLEANER RAIN SOCK

Protect your exposed-element air cleaner during inclement weather. This mesh cover stretches over the filter to repel moisture that could damage the filter and be drawn into the engine. The breathable cover does not significantly reduce air flow to the engine.

29400412
Fits Screamin' Eagle Ventilator Extreme Air Cleaner Kits.

D. SCREAMIN' EAGLE VENTILATOR EXTREME K&N® AIR FILTER ELEMENT

K&N® replacement air filters are engineered to improve airflow for increased horsepower and quicker acceleration. The Screamin' Eagle Extreme Ventilator K&N Air Filter Element is a replacement filter designed specifically for Screamin' Eagle Extreme Ventilator Air Cleaners. This replacement filter provides excellent filtration and because they are washable and reusable, you can clean the filter whenever conditions demand.

29400400
Fits Screamin' Eagle Ventilator and Ventilator Extreme Air Cleaner Kits. Requires Ventilator Extreme Air Cleaner Cover Kit P/N 61300993 or 61300994 to complete installation.



A. SCREAMIN' EAGLE VENTILATOR EXTREME AIR CLEANER – CHROME (SHOWN WITH CHROME COVER P/N 61300993)



A. SCREAMIN' EAGLE VENTILATOR EXTREME AIR CLEANER – GLOSS BLACK (SHOWN WITH GLOSS BLACK COVER P/N 61300994)



B. SCREAMIN' EAGLE VENTILATOR EXTREME AIR CLEANER COVER – CHROME



B. SCREAMIN' EAGLE VENTILATOR EXTREME AIR CLEANER COVER – GLOSS BLACK



C. SCREAMIN' EAGLE AIR CLEANER RAIN SOCK



D. SCREAMIN' EAGLE VENTILATOR EXTREME K&N AIR FILTER ELEMENT



E. SCREAMIN' EAGLE VENTILATOR AIR CLEANER KIT – MILWAUKEE-EIGHT – CHROME



E. SCREAMIN' EAGLE VENTILATOR AIR CLEANER KIT – MILWAUKEE-EIGHT – GLOSS BLACK



E. SCREAMIN' EAGLE VENTILATOR AIR CLEANER KIT – MILWAUKEE-EIGHT – BLACK



F. DEFIANCE COLLECTION VENTILATOR AIR CLEANER TRIM – MILWAUKEE-EIGHT – CHROME



F. DEFIANCE COLLECTION VENTILATOR AIR CLEANER TRIM – MILWAUKEE-EIGHT – GLOSS BLACK



F. DEFIANCE COLLECTION VENTILATOR AIR CLEANER TRIM – MILWAUKEE-EIGHT – GLOSS BLACK WITH HIGHLIGHTS



F. DEFIANCE COLLECTION VENTILATOR AIR CLEANER TRIM – MILWAUKEE-EIGHT

SCREAMIN' EAGLE® 341

Milwaukee-Eight® Stage I Upgrade

E. SCREAMIN' EAGLE® VENTILATOR AIR CLEANER KIT – MILWAUKEE-EIGHT® ENGINE

This low-profile oval air cleaner features an exposed filter element and a cast back plate designed to provide maximum airflow to the throttle body. This easy-to-install air cleaner produces significant performance gains, while the stylish cover is tapered for added leg clearance. This complete kit includes low-profile air cleaner cover, high-flow filter element, cast aluminum back plate, diamond-cut Screamin' Eagle® medallion and all required installation hardware. Protective Rain Sock is included. 50-State U.S. EPA compliant.

Fits '18-later Softail®, and '17-later Touring and Trike models. All models require ECM calibration with Screamin' Eagle Pro Street Tuner for proper installation. ECE compliant on '17-later CVO™ Touring models. Pending approval for use in California on '21-'22 models. Refer to H-D.com/shop for status.

29400299 Chrome.
29400298 Gloss Black.

F. DEFIANCE COLLECTION VENTILATOR AIR CLEANER TRIM – MILWAUKEE-EIGHT ENGINE

This forged and machined Defiance Air Cleaner Trim kit adds a premium touch to the Milwaukee-Eight® Ventilator Air Cleaner. The billet-style band with deep longitudinal lines and H-D logo wraps the center section of the Ventilator Air Cleaner face plate for a contemporary look. The Defiance Air Cleaner Trim is available in your choice of chrome, machine cut anodized black or full black finishes. Kit includes trim band and mounting hardware. Protective Rain Sock P/N 29400177 or 29762-09 is available separately.

Fits '18-later Softail, and '17-later Touring and Trike models equipped with Ventilator Air Cleaner P/N 29400298 or 29400299. Also fits '18-later Softail models with 114CI engines and '17-later CVO touring models with Original Equipment Ventilator Air Cleaner with separate purchase of Air Filter P/N 29400293.

61300768 Chrome.
61300769 Gloss Black Anodized.
61300770 Gloss Black with Highlights.

Street legal and/or street compliant statements refer to product meeting 50-State emissions and noise standards in the United States.

The street legal and/or street compliant statements may not apply to markets outside of the United States.

Street legal and/or street compliant statements refer to product meeting 50-State emissions and noise standards in the United States.

The street legal and/or street compliant statements may not apply to markets outside of the United States.

342 SCREAMIN' EAGLE®

Milwaukee-Eight® Stage I Upgrade

A. SCREAMIN' EAGLE® ROUND EXTREME-FLOW AIR CLEANER – CENTER BOLT

The open-face filter design of the Screamin' Eagle® Extreme-Flow Air Cleaner Kit provides 60% more filtered surface area to flow 11% more air than a traditional perimeter high-flow filter. When combined with the smooth radius die-cast back plate, this open filter can feed a large displacement engine with an unobstructed flow of clean air. While sized to fit behind Original Equipment or accessory center-bolt air cleaner covers, the deep open-face filter provides maximum airflow and style when paired with a matching open-face air cleaner trim option. Kit includes the gloss-black finished die-cast back plate with laser-engraved Screaming Eagle logo, an open-face washable oiled-cotton filter element, and all required installation gaskets and hardware. Optional Rain Sock P/N 29400363 is available to protect the exposed element in inclement weather. 50-State U.S. EPA compliant (except FLSB).

29400357 Extreme Open-Face Filter. Fits '18-later Softail® and '17-later Touring and Trike models. '17-later Touring and Trike models require separate purchase of accessory round air cleaner cover or trim. Not compatible with air cleaner cover on CVO™ Touring models. All models require ECM calibration with Screamin' Eagle Pro Street Tuner for proper installation. Pending approval for use in California on '21-'22 models. Refer to H-D.com/shop for status.

B. SCREAMIN' EAGLE ROUND HIGH-FLOW AIR CLEANER – CENTER BOLT

The Screamin' Eagle High-Flow Air Cleaner Kit provides increased airflow to boost the power of your Milwaukee-Eight® engine equipped model. The one-piece cast back plate is system-matched to the throttle body to deliver a smooth uninterrupted flow, and shaped to permit air to enter around the entire perimeter of the air cleaner housing. The back plate is topped with a washable perimeter-flow oiled-cotton filter element that captures debris while passing significantly more air than the stock filter. This High Flow Air Cleaner can be dressed with most round Original Equipment or accessory center-bolt air cleaner covers. Or choose to flaunt your performance gains with the open element look, and finish it off with custom Air Cleaner Trim from one of the Harley-Davidson® decorative collections. This kit includes air cleaner element, gloss black back plate with laser-engraved Screaming Eagle logo, breather and all required hardware. Optional Rain Sock P/N 29400363 is available to protect the exposed element in inclement weather. 50-State U.S. EPA compliant.

29400355 Fits '18-later Softail and '17-later Touring and Trike models. '17-later Touring and Trike models require separate purchase of accessory round air cleaner cover or trim. Not compatible with air cleaner cover on CVO Touring models. All models require ECM calibration with Screamin' Eagle Pro Street Tuner for proper installation. Pending approval for use in California on '21-'22 models. Refer to H-D.com/shop for status.

C. SCREAMIN' EAGLE ROUND HIGH-FLOW AIR CLEANER – PERIMETER BOLT

Feed your engine more air while maintaining the fresh-from-the-factory look. Designed to accept the Original Equipment Softail perimeter-bolt air cleaner cover, this Screamin' Eagle High-Flow Air Cleaner Kit allows free breathing and unobstructed airflow to your Milwaukee-Eight engine. The die-cast back plate is sized to permit airflow around the entire perimeter of the air cleaner. Your engine gets more air, and you feel more power throughout the rev range. The back plate features 5 threaded lugs that accept the perimeter-bolt air cleaner cover, and a chamfered throat that allows smooth flow into the throttle body. The kit includes the gloss-black finished die-cast back plate, a perimeter-flow washable oiled-cotton filter element, all required installation gaskets and hardware and a laser-engraved Screamin' Eagle logo to finish the look. Optional Rain Sock P/N 29400363 is available to protect the exposed element in inclement weather. 50-State U.S. EPA compliant.


29400356 Fits '18-later FLFB, FLSB, FXBB, FXBR, FXBRS and FXFB and '18-'19 FXBRS models with Original Equipment perimeter-bolt air cleaner cover. Not recommended for use with center-bolt air cleaner covers or trim. All models require ECM calibration with Screamin' Eagle Pro Street Tuner for proper installation. Pending approval for use in California on '21-'22 models. Refer to H-D.com/shop for status.

Street legal and/or street compliant statements refer to product meeting 50-State emissions and noise standards in the United States.

The street legal and/or street compliant statements may not apply to markets outside of the United States.




AIR CLEANER FILTER ELEMENT COMPARISON




A. SCREAMIN' EAGLE ROUND EXTREME-FLOW AIR CLEANER – CENTER BOLT



B. SCREAMIN' EAGLE ROUND HIGH-FLOW AIR CLEANER – CENTER BOLT



C. SCREAMIN' EAGLE ROUND HIGH-FLOW AIR CLEANER – PERIMETER BOLT



D. SCREAMIN' EAGLE ROUND AIR CLEANER COVER – RATCHET



E. SCREAMIN' EAGLE ROUND AIR CLEANER COVER – CALIBRE



F. AIR CLEANER TRIM KITS – BRASS COLLECTION



F. AIR CLEANER TRIM KITS – DARK CUSTOM



F. AIR CLEANER TRIM KITS – #1 SKULL



F. AIR CLEANER TRIM KITS – WILLIE G SKULL – CHROME



F. AIR CLEANER TRIM KITS – AIRFLOW



F. AIR CLEANER TRIM KITS – LIVE TO RIDE

SCREAMIN' EAGLE® 343

High-Flow Round Air Cleaner Covers

D. SCREAMIN' EAGLE® ROUND AIR CLEANER COVER – RATCHET

The Ratchet Air Cleaner Cover trims the face of the Screamin' Eagle® Round Air Cleaner filter in style. Ideal for use with Extreme open face filters, the forged aluminum cover wraps the leading edge of the filter element, covering the rubber gasket without restricting the airflow. The Ratchet Cover is finished in rich black, and features a center bar with Screamin' Eagle script and a lugged outer ring. The kit includes a black filler plate to cover the unfinished face of standard High Flow filter for a clean blacked-out appearance.

61300845 Fits '18-later Softail® and '17-later Touring and Trike models equipped with Screamin' Eagle round High Flow Air Cleaner.

E. SCREAMIN' EAGLE ROUND AIR CLEANER COVER – CALIBRE

The unique open slot design of the Calibre Air Cleaner Cover maximizes style without compromising performance. Ideal for use with Extreme open face filters, the forged aluminum cover wraps the leading edge of the filter element, covering the rubber gasket without restricting the airflow. The gloss black Calibre Cover features 3 radiused slots cut into the face and a Screamin' Eagle logo prominently on display. The kit includes a black filler plate to cover the unfinished face of standard High Flow filter for a clean blacked-out appearance.

61300846 Fits '18-later Softail and '17-later Touring and Trike models equipped with Screamin' Eagle round High Flow Air Cleaner.

F. AIR CLEANER TRIM KITS

The perfect blend of performance and style. Available in a wide variety of styles, this bolt-on Air Cleaner Trim is sized to cover the face of most Screamin' Eagle Round High-Flow Air Cleaners. You can continue the look of your custom collection while maximizing air flow to the engine. Model-specific rain socks are available to protect the open element during inclement weather.

Fits Evolution® 1340 models, '99-'08 Dyna®, '00-'15 Softail (except FLS, FLSS, FLSTSB, and FXS) and '99-'13 Touring and Trike models equipped with oval-shaped Original Equipment air cleaner cover. Also fits models equipped with Screamin' Eagle Round High-Flow Air Cleaner Kits with separate purchase of Rain Sock Kit P/N 28728-10 or Air Cleaner Trim Installation Kit P/N 12400158.

61400339	Brass Collection.
61300057	Dark Custom™ Collection.
27956-10	Number One Skull Collection.
29400366	Willie G Skull – Black.
29417-04	Willie G Skull – Chrome.
61400323	Airflow Collection.
29328-99	Live To Ride Collection – Gold.

Also available: (not shown)
SCREAMIN' EAGLE AIR CLEANER RAIN SOCK
 Protect your exposed-element air cleaner during inclement weather. This mesh cover stretches over the filter to repel moisture that could damage the filter and be drawn into the engine. The breathable cover does not significantly reduce air flow to the engine.

29400363 For Round High-Flow Filter. Fits '18-later Softail and '17-later Touring and Trike models equipped with Screamin' Eagle High-Flow Air Cleaners with round perimeter flow air cleaner element.

29493-05A For Heavy Breather Filter. Fits models equipped with Screamin' Eagle Heavy Breather Air Cleaner Kits (except Compact Heavy Breather P/N 28716-10, Heavy Breather Elite P/N 29400173, 29400172 or 29400285, and Milwaukee-Eight® Heavy Breather P/N 29400263 or 29400264).

Street legal and/or street compliant statements refer to product meeting 50-State emissions and noise standards in the United States.

The street legal and/or street compliant statements may not apply to markets outside of the United States.

344 SCREAMIN' EAGLE®

Round Air Cleaner Covers

120TH ANNIVERSARY DECORATIVE COMPONENTS

Celebrate 120 years of Harley-Davidson® pride and craftsmanship. This easy-to-install accessory trim is also standard equipment on the limited-edition Harley-Davidson® 120th Anniversary models. Handsome red fade finish with subtle gold and black accents.

A. 120TH ANNIVERSARY AIR CLEANER TRIM – STANDARD

Gloss Red fade finish that indicates 114 cubic inch displacement.

61301326

Fits '17-later Touring and Trike models with Original Equipment wedge shaped air cleaner cover. Does not fit CVO™ models.

B. 120TH ANNIVERSARY AIR CLEANER TRIM – VENTILATOR

Gloss Red fade finish that indicates 114 cubic inch displacement.

61301327

Fits '18-later Softail® and '17-later Touring and Trike models equipped with Ventilator Air Cleaner P/N 29400298 or 29400299. Also fits '18-later Softail models with 114CI engines and '17-later CVO touring models with Original Equipment Ventilator Air Cleaner with separate purchase of Air Filter P/N 29400293.

C. AIR CLEANER TRIM – BRUSHED ALUMINUM

Show off your Milwaukee-Eight® engine's displacement with pride. Available for 107- and 114-cubic-inch engines, this brushed aluminum and black trim is the perfect complement to chrome or black engine finishes. This easy-to-install self-adhesive formed aluminum trim fits perfectly into the recessed face of the Softail models Original Equipment perimeter bolt air cleaner cover.

61300788 107 Logo.

Fits '18-later FLFB, FLSB, FXBB, FXBR and FXFB models with Original Equipment perimeter bolt air cleaner cover.

D. BOBBER-STYLE ROUND AIR CLEANER COVER

Low-profile round air cleaner cover adds an attractive nostalgic look to any bike's profile. This cover can be accented with your choice of stylish air cleaner trim collections (sold separately) for a personalized look. The cover features a cut-away bottom design that exposes the filter element to maximize the airflow when installed with a Screamin' Eagle® High-Flow Air Cleaner Kit.

Fits '12-'16 XL1200V and '11-'15 FLS and FXS models with Original Equipment round air cleaner. Also fits models equipped with Screamin' Eagle Round High-Flow Air Cleaner Kits.

61300120 Chrome.

61300128 Gloss Black.



A. 120TH ANNIVERSARY AIR CLEANER TRIM – STANDARD



B. 120TH ANNIVERSARY AIR CLEANER TRIM – VENTILATOR



E. SCREAMIN' EAGLE WEDGE HIGH-FLOW AIR CLEANER



C. AIR CLEANER TRIM – BRUSHED ALUMINUM



E. SCREAMIN' EAGLE WEDGE HIGH-FLOW AIR CLEANER – CHROME



E. SCREAMIN' EAGLE WEDGE HIGH-FLOW AIR CLEANER – BLACK



D. BOBBER-STYLE ROUND AIR CLEANER COVER – CHROME



D. BOBBER-STYLE ROUND AIR CLEANER COVER – GLOSS BLACK



F. MILWAUKEE-EIGHT ENGINE AIR CLEANER COVER – GLOSS BLACK

SCREAMIN' EAGLE® 345

Milwaukee-Eight® Stage I Upgrade

E. SCREAMIN' EAGLE® WEDGE HIGH-FLOW AIR CLEANER

Screamin' Eagle® High-Flow Air Cleaner Kits allow free breathing and unobstructed airflow to your Milwaukee-Eight® engine—while maintaining a subtle Original Equipment look. These kits feature a die-cast back plate sized to provide an open-element function that permits airflow around the entire perimeter of the air cleaner and through the ram air opening at the front. Your engine gets more air, and you feel more power throughout the rev range. Kit includes the die-cast back plate, a high-flow oiled-cotton filter element, all required installation gaskets and hardware and a diamond-cut Screamin' Eagle medallion to finish the look. Kits are available with your choice of chrome or textured black back plate to match your customizing style. 50-State U.S. EPA compliant.

Fits '17-later Touring and Trike models equipped with wedge style air cleaner. Not compatible with air cleaner cover on CVO™ Touring models. All models require ECM calibration with Screamin' Eagle Pro Street Tuner for proper installation. ECE compliant on '17-later CVO Touring models. Pending approval for use in California on '21-'22 models. Refer to H-D.com/shop for status.

29400246A Chrome.

29400245A Black.

Also available:

SCREAMIN' EAGLE AIR CLEANER MEDALLION – MILWAUKEE-EIGHT

Dress your factory air cleaner cover with a diamond-cut Screamin' Eagle medallion. Lock patch holds the medallion firmly in place and is easy to remove for access to the air cleaner hardware.

61300762

Fits '17-later Touring and Trike models equipped with Original Equipment wedge air cleaner cover. Does not fit CVO models.

F. MILWAUKEE-EIGHT® ENGINE AIR CLEANER COVER – GLOSS BLACK

Complete the blacked-out look. This Gloss Black Air Cleaner Cover adds a sinister touch without changing the signature profile of your Milwaukee-Eight engine.

61300828

Fits '17-later Touring (except CVO) and Trike models with Original Equipment wedge style air cleaner or Screamin' Eagle Wedge High-Flow Air Cleaner.

Street legal and/or street compliant statements refer to product meeting 50-State emissions and noise standards in the United States.

The street legal and/or street compliant statements may not apply to markets outside of the United States.

Street legal and/or street compliant statements refer to product meeting 50-State emissions and noise standards in the United States.

The street legal and/or street compliant statements may not apply to markets outside of the United States.

346 SCREAMIN' EAGLE®

Milwaukee-Eight® Stage I Upgrade

A. SCREAMIN' EAGLE® HIGH-FLOW EXHAUST SYSTEM – SOFTAIL MODELS

The Screamin' Eagle® High-Flow Exhaust for Softail® models provides bolt-on performance by reducing the catalyst restrictions and improving exhaust flow. This High-Flow Exhaust is optimized for use with the Screamin' Eagle 128/131 Stage IV Kits or 131 Crate Engine equipped for Softail models with Milwaukee-Eight® engine. Maximize the horsepower and torque of your performance build when your bike needs it most, all while reducing the weight of your exhaust system by over 20 percent. Offered in durable Satin Black or Stainless finishes to complement your customization journey. Go ahead, let it rip!

- Replaces the stock head pipe and mufflers with large diameter, free-flowing head pipes and matching muffler.
- Mandrel-bent and TIG welded stainless steel headers are meticulously assembled with race shop precision for perfect fitment on your motorcycle.
- Maintains flat torque curve from cruising RPM to redline.
- 2-into-1 full exhaust system reduces weight and provides serious performance look.
- Pre-tapped for stock or wide-band O2 sensors for easy, emissions-compliant installation.
- Dial system to motorcycle by using the Screamin' Eagle Street Performance Tuner to tune ECM specifically to match performance upgrades.

49-State U.S. EPA Compliant on select '18-later Softail models. Refer to www.H-D.com/Shop for status.

Fits '18-later Softail models (except FXDRS, FLFB, FLFBS, FXBR, and FXBRS). Compliant 49-State, Canada, Australia, and New Zealand. Also fits '18-20 Softail models sold in Mexico. Does not fit California models.

64900828 Satin Black.

64900829 Stainless.



A. SCREAMIN' EAGLE HIGH-FLOW EXHAUST SYSTEM – SOFTAIL MODELS



A. SCREAMIN' EAGLE® SOFTAIL® MODEL HIGH-FLOW EXHAUST SYSTEM – SOFTAIL MODELS, SATIN BLACK



A. SCREAMIN' EAGLE® SOFTAIL® MODEL HIGH-FLOW EXHAUST SYSTEM – SOFTAIL MODELS, STAINLESS

NOTE: There is no warranty on exhaust pipes and mufflers with regard to any discoloration. Blueing is caused by tuning characteristics, cam timing, carburetor jetting, over-heating, etc. and is not caused by defective manufacturing.

Street legal and/or street compliant statements refer to product meeting 50-State emissions and noise standards in the United States.

The street legal and/or street compliant statements may not apply to markets outside of the United States.



B. SCREAMIN' EAGLE STREET CANNON MUFFLERS – CHROME, SHORT (SHOWN ON SOFTAIL DELUXE MODEL)



B. SCREAMIN' EAGLE STREET CANNON MUFFLERS – CHROME, LONG (SHOWN ON FAT BOY MODEL)



B. STANDARD CHROME MUFFLER END CAPS (INCLUDED WITH STREET CANNON MUFFLERS)



C. SCREAMIN' EAGLE SATIN BLACK MUFFLER END CAPS

SCREAMIN' EAGLE® 347

Milwaukee-Eight® Stage I Upgrade

B. SCREAMIN' EAGLE® STREET CANNON MUFFLERS – CHROME

Call attention to your ride without calling attention to your ride. Tuned to provide a deep bass exhaust note and great rumble throughout the RPM range, these 3.5" Street Cannon mufflers deliver the famous Harley sound while preserving the peace with your neighbors. You get a nice bark when you get on the throttle, and a deep mellow tone when cruising at constant speed. The tuned baffles work with the internal high-flow catalyst to strike the perfect balance required to deliver performance that you can feel in your gut. The large 3.5" diameter Street Cannons provide free flow of exhaust gases with just the right amount of back pressure for a smooth-running ride. Mufflers include matching chrome end caps with subtle engraved Screamin' Eagle® logo. Looking to black out your ride? Optional satin black wrap-around muffler shields and end caps are available to complete the look.

64900636 Short – Domestic. Fits '18-later FLDE, FLHC and FLHCS models. Includes chrome muffler end caps. Installation requires separate purchase of Muffler Clamps P/N 65900012 (Qty 2) and Exhaust Gaskets P/N 65900017 (Qty 2). All models require ECM calibration with Screamin' Eagle Pro Street Tuner (sold separately). Pending approval for use in California on '21-'22 models. Refer to H-D.com/shop for status.

64901192 Short – ECE Certified. Designed for International markets that require ECE certified mufflers. Fits '21-later FLDE, FLHC and FLHCS models. Includes chrome muffler end caps. Installation requires separate purchase of Muffler Clamps P/N 65900012 (Qty 2) and Exhaust Gaskets P/N 65900017 (Qty 2).

64900638 Short – ECE Certified. Designed for International markets that require ECE certified mufflers. Fits '18-'20 FLDE, FLHC and FLHCS models. Includes chrome muffler end caps. Installation requires separate purchase of Muffler Clamps P/N 65900012 (Qty 2) and Exhaust Gaskets P/N 65900017 (Qty 2).

64900690 Long – Domestic. Fits '18-later FLFB, FLFBS, FLFL, FXBB, FXBBS, FXBR, FXBRS, FXLR, FXLRS, FXLRST and FXST models. Includes chrome muffler end caps. Installation requires separate purchase of Muffler Clamps P/N 65900012 (Qty 2) and Exhaust Gaskets P/N 65900017 (Qty 2). All models require ECM calibration with Screamin' Eagle Pro Street Tuner (sold separately). Pending approval for use in California on '21-'22 models. Refer to H-D.com/shop for status.

64901193 Long – ECE Certified. Designed for International markets that require ECE certified mufflers. Fits '21-later FLFB, FLFBS, FLFL, FXBB, FXBBS, FXBR, FXBRS, FXLR, FXLRS, FXLRST and FXST models. Includes chrome muffler end caps. Installation requires separate purchase of Muffler Clamps P/N 65900012 (Qty 2) and Exhaust Gaskets P/N 65900017 (Qty 2).

64900691 Long – ECE Certified. Designed for International markets that require ECE certified mufflers. Fits '18-'20 FLFB, FLFBS, FLFL, FXBB, FXBBS, FXBR, FXBRS, FXLR, FXLRS, FXLRST and FXST models. Includes chrome muffler end caps. Installation requires separate purchase of Muffler Clamps P/N 65900012 (Qty 2) and Exhaust Gaskets P/N 65900017 (Qty 2).

C. MUFFLER END CAPS – 3.5" SATIN BLACK

These easy-to-install caps allow you to finish your Softail® 3.5" Screamin' Eagle Street Cannon mufflers your way. Sold in pairs these Satin Black end caps feature a subtle engraved Screamin' Eagle script for a clean look. Installation hardware included.

65100153 Fits '18-later Softail models equipped with Screamin' Eagle Street Cannon Mufflers P/N 64900636, 64900638, 64900690 or 64900691.

NOTE: There is no warranty on exhaust pipes and mufflers with regard to any discoloration. Blueing is caused by tuning characteristics, cam timing, carburetor jetting, over-heating, etc. and is not caused by defective manufacturing.

Street legal and/or street compliant statements refer to product meeting 50-State emissions and noise standards in the United States.

The street legal and/or street compliant statements may not apply to markets outside of the United States.

348 SCREAMIN' EAGLE®

Milwaukee-Eight® Stage I Upgrade

A. SCREAMIN' EAGLE® STREET CANNON MUFFLERS – SPORT GLIDE® MODELS

Tuned to provide a deep bass exhaust note and great rumble throughout the RPM range, this 4.5" Street Cannon muffler delivers the famous Harley sound while preserving the peace with your neighbors. You get a nice bark when you get on the throttle, and a deep mellow tone when cruising at constant speed. The tuned baffle works with the internal high-flow catalyst to strike the perfect balance required to deliver performance that you can feel in your gut. The large 4.5" diameter Street Cannon provides free flow of exhaust gases with just the right amount of back pressure for a smooth-running ride and can be fitted with a wide variety of styled muffler end caps to provide the perfect finishing touch. Requires choice of chrome or satin black muffler shield with laser etched logo.

Fits '18-later FLSB models. Installation requires separate purchase of Muffler Shield, Muffler End Cap, Muffler Clamp P/N 65900007 (Qty 1) and Muffler Gasket P/N 65900040 (Qty 1). Requires ECM calibration with Screamin' Eagle® Pro Street Tuner (sold separately). Pending approval for use in California on '21 models. Refer to H-D.com/shop for status.

64900752 Chrome.

64900754 Black.

Designed for International markets that require ECE certified mufflers. Fits '21-later FLSB models. Installation requires separate purchase of Muffler Shield, Muffler End Cap, Muffler Clamp P/N 65900007 (Qty 1) and Muffler Gasket P/N 65900040 (Qty 1).

64901190 Chrome,

64901191 Black,

Designed for International markets that require ECE certified mufflers. Fits '18-'20 FLSB models. Installation requires separate purchase of Muffler Shield, Muffler End Cap, Muffler Clamp P/N 65900007 (Qty 1) and Muffler Gasket P/N 65900040 (Qty 1).

64900756 Chrome, ECE

64900758 Black, ECE

Shown with: MUFFLER SHIELD

Styled to hug the lines of the uniquely shaped stepped muffler design of the Screamin' Eagle Street Cannon for Sport Glide® models. Offered in both chrome and satin black and feature a subtle engraved Screamin' Eagle script for a clean look.

Fits '18-later FLSB models equipped with Screamin' Eagle Street Cannon Mufflers P/Ns 64900752, 64900754, 64900756, 64900758.

65400466 Chrome.

65400468 Black.

B. MUFFLER END CAPS – 4.5"

Fits '18-later FLSB and '17-later Touring models equipped with 4.5" Screamin' Eagle Street Cannon Mufflers. Does not fit CVO™ Touring mufflers. Sold Individually.

1. 65100165 Slash Cut – Chrome.

2. 65100166 Slash Cut – Black.

3. 65100216 Empire – Chrome.

4. 65100217 Empire – Black.

5. 65100218 Empire – Machine Cut.

6. 65100160 Two-Piece – Chrome.

7. 65100161 Two-Piece – Black.

NOTE: There is no warranty on exhaust pipes and mufflers with regard to any discoloration. Blueing is caused by tuning characteristics, cam timing, carburetor jetting, over-heating, etc. and is not caused by defective manufacturing.

Street legal and/or street compliant statements refer to product meeting 50-State emissions and noise standards in the United States.

The street legal and/or street compliant statements may not apply to markets outside of the United States.



A. SCREAMIN' EAGLE STREET CANNON MUFFLERS – SPORT GLIDE MODELS, BLACK (SHOWN WITH BLACK MUFFLER SHIELD)



A. SCREAMIN' EAGLE STREET CANNON MUFFLERS – SPORT GLIDE MODELS, CHROME (SHOWN WITH CHROME MUFFLER SHIELD)



B. MUFFLER END CAPS



C. SATIN BLACK MUFFLER SHIELDS – SHORT (SHOWN ON FLHC MODEL WITH SATIN BLACK EXHAUST SHIELDS)



D. SATIN BLACK EXHAUST SHIELD KITS



D. SATIN BLACK EXHAUST SHIELD KIT



D. SATIN BLACK COLLECTOR SHIELD – FAT BOB MODELS

SCREAMIN' EAGLE® 349

Milwaukee-Eight® Stage I Upgrade

C. SATIN BLACK MUFFLER SHIELDS

Complete the blacked-out look. These rich satin-black shields wrap the chrome Street Cannon mufflers and complete the conversion to a sinister look. Styled to hug the lines of the mufflers, the blunt-cut shields are sized to expose the muffler end cap for a custom touch. Easy-to-install kit includes front and rear shields and black mounting clamps.

65400457 Short Shields.

Fits '18-later FLDE, FLHC and FLHCS models equipped with Screamin' Eagle® Street Cannon Mufflers P/N 64900636 or 64900638.

65400461 Long Shields.

Fits '18-later FLFB, FLFBS, FLFL, FXBB, FXBBS, FXBR, FXBRS, FXLR, FXLRS, FXLRST and FXST models equipped with Screamin' Eagle® Street Cannon Mufflers P/N 64900690 or 64900691.

D. SATIN BLACK EXHAUST SHIELD KIT

Extend the custom look along the bike's entire profile. These formed steel exhaust shields are available in a unique satin black ceramic finish that complements black Screamin' Eagle Street Cannon Muffler Shields. This exhaust shield kit has survived stringent Harley-Davidson testing for durability and corrosion resistance. Manufactured to Original Equipment standards for exact fit, the easy-to-install kit includes front and rear head pipe shields.

65400458

Fits '18-later FLDE, FLHC and FLHCS models.

65400459

Fits '18-later FLFL, FXLR and FXST models.

65400460

Fits '18-later FLFB, FLFBS, FXBR and FXBRS models.

65400472

Fits '18-later FLSB, FXFB, FXFBS and '19-'20 FXDRS models.

65400480

Fits '18-'20 FLSB models.

65400481 Collector Shield.

Fits '18-later FXFB and FXFBS models.

NOTE: There is no warranty on exhaust pipes and mufflers with regard to any discoloration. Blueing is caused by tuning characteristics, cam timing, carburetor jetting, over-heating, etc. and is not caused by defective manufacturing.

Street legal and/or street compliant statements refer to product meeting 50-State emissions and noise standards in the United States.

The street legal and/or street compliant statements may not apply to markets outside of the United States.

350 SCREAMIN' EAGLE®

Milwaukee-Eight® Stage I Upgrade

A. SCREAMIN' EAGLE® STREET CANNON PERFORMANCE SLIP-ON MUFFLERS – 4.5" E

Dialed in to enhance the performance of the Milwaukee-Eight® engine, these slip-on mufflers feature a large inlet for improved airflow. When teamed with a free-flowing air cleaner, these Street Cannon mufflers deliver horsepower and torque gains you can feel. The large 4.5" diameter mufflers are tuned to provide a rich exhaust note, a deep bass rumble and great throaty sound when you roll on the throttle. But to strike a balance with your neighbors, the large internal volume and strategically designed baffles help maintain the peace at partial throttle. The large-diameter body adds a muscular look to your ride, and the newly designed mounts keep the mufflers tucked in close to the bags for a clean profile and can be fitted with a wide variety of styled muffler end caps to provide the perfect finishing touch.

Fits '17-later Touring models. Does not fit Trike models. Installation requires separate purchase of Muffler Clamps P/N 65900012 and 65900015. Requires separate purchase of end caps. All models require ECM calibration with Screamin' Eagle® Pro Street Tuner for proper installation. Pending approval for use in California on '21-'22 models. Refer to H-D.com/shop for status.

- 64900552A** Chrome.
- 64900553B** Satin Black.

Fits '21-later Touring Models. Does not fit Trike models. Designed for International markets that require ECE-certified mufflers. Include matching Two-Piece Muffler end caps. Installation requires separate purchase of Muffler Clamps P/N 65900012 and 65900015.

- 64901208** Chrome.
- 64901205** Satin Black.

Fits '17-'20 Touring models. Does not fit Trike models. Designed for International markets that require ECE certified mufflers. Includes matching Two-piece Muffler end caps. Installation requires separate purchase of Muffler Clamps P/N 65900012 and 65900015.

- 64900555A** Chrome – ECE Certified.
- 64900554B** Satin Black – ECE Certified.

B. SATIN BLACK EXHAUST SHIELD KIT

These formed steel exhaust shields feature a unique black coating that complements the finish of the Screamin' Eagle black slip-on mufflers. The rich black coating maintains its uniform black finish and has survived stringent Harley-Davidson testing for durability and corrosion resistance. Manufactured to Original Equipment standards for exacting fit, the easy-to-install kit includes front and rear head pipe shields.

- 65400285A**
- Fits '17-later Touring and Trike models.



A. SCREAMIN' EAGLE STREET CANNON PERFORMANCE SLIP-ON MUFFLERS – 4.5" – CHROME (SHOWN WITH CHROME TWO-PIECE END CAPS)



A. SCREAMIN' EAGLE STREET CANNON PERFORMANCE SLIP-ON MUFFLERS – 4.5" – SATIN BLACK (SHOWN WITH SATIN BLACK TWO-PIECE END CAPS)



B. SATIN BLACK EXHAUST SHIELD KIT

NOTE: There is no warranty on exhaust pipes and mufflers with regard to any discoloration. Blueing is caused by tuning characteristics, cam timing, carburetor jetting, over-heating, etc. and is not caused by defective manufacturing.

Street legal and/or street compliant statements refer to product meeting 50-State emissions and noise standards in the United States.

The street legal and/or street compliant statements may not apply to markets outside of the United States.



C. TWO-PIECE MUFFLER END CAP KIT – 4.5" – CHROME



C. TWO-PIECE MUFFLER END CAP KIT – 4.5" – SATIN BLACK



D. MUFFLER END CAP KIT – 4.5" – BLUNT - STAINLESS



D. MUFFLER END CAP KIT – 4.5" – SLASH UP/DOWN - GLOSS BLACK



E. EMPIRE COLLECTION MUFFLER END CAP KIT – CHROME



E. EMPIRE COLLECTION MUFFLER END CAP KIT – MACHINE CUT



E. EMPIRE COLLECTION MUFFLER END CAP KIT – SATIN BLACK



E. EMPIRE COLLECTION MUFFLER END CAPS



F. BLUNT SLASH UP/DOWN/OUT MUFFLER END CAP KIT – 4.5" – CHROME



F. BLUNT SLASH UP/DOWN/OUT MUFFLER END CAP KIT – 4.5" – SATIN BLACK

SCREAMIN' EAGLE® 351

Milwaukee-Eight® Stage I Upgrade

C. TWO-PIECE MUFFLER END CAP KIT – 4.5"

Shaped to provide a complete finishing touch to the rear of your bike, these slash-cut end caps feature a reverse cone rolled edge for a massive solid billet look. The reverse cone opening hugs the internal slotted flash suppressor-inspired barrel for a weapons-grade style.

Fits '17-later Touring models equipped with 4.5" Screamin' Eagle® Street Cannon Mufflers and Screamin' Eagle High-Flow Exhaust Systems with 4.5" Street Cannon Mufflers.

- 65100078** Chrome.
- 65100076A** Satin Black.

D. MUFFLER END CAP KIT – 4.5"

These easy-to-install performance end caps allow you to finish your 4.5" Screamin' Eagle Street Cannon mufflers your way. Sold in pairs. Installation hardware included.

Fits '17-later Touring models equipped with 4.5" Screamin' Eagle Street Cannon Mufflers and Screamin' Eagle High-Flow Exhaust Systems with 4.5" Street Cannon Mufflers.

- 65100196** Blunt/Stainless Steel.
- 65100205** Slash Up/Down/Out-Gloss Black.

E. EMPIRE COLLECTION MUFFLER END CAP KIT - 4.5"

Executed in durable cast and billet aluminum, these Empire™ Collection End Caps add a captivating custom detail that complements other matching accessories.

Fits '17-later Touring models equipped with 4.5" Screamin' Eagle Street Cannon Mufflers and Screamin' Eagle High-Flow Exhaust Systems with 4.5" Street Cannon Mufflers.

- 65100219** Chrome.
- 65100221** Machine Cut.
- 65100220** Satin Black.

F. BLUNT SLASH UP/DOWN/OUT MUFFLER END CAP KIT – 4.5"

These easy-to-install slash-cut end caps allow you to finish your 4.5" Screamin' Eagle Street Cannon mufflers your way. Sold in pairs. Installation hardware included.

Fits '17-later Touring models equipped with 4.5" Screamin' Eagle Street Cannon mufflers. Does not fit CVO™ Touring mufflers. Also fits High-Flow Exhaust Systems P/N's 64800059, 64800062, 65600329, 65600330, 65600331 and 65600332.

- 65100085** Chrome.
- 65100084A** Satin Black.

Street legal and/or street compliant statements refer to product meeting 50-State emissions and noise standards in the United States.

The street legal and/or street compliant statements may not apply to markets outside of the United States.

352 SCREAMIN' EAGLE®

Milwaukee-Eight® Stage I Upgrade

A. SCREAMIN' EAGLE® HIGH-FLOW EXHAUST SYSTEM WITH STREET CANNON MUFFLERS

The Screamin' Eagle® High-Flow Exhaust system provides bolt-on performance by reducing the catalyst restrictions and improving exhaust flow. This exhaust system is optimized for use with Screamin' Eagle Stage Kit-equipped Milwaukee-Eight® engines. The complete exhaust system starts with race-shop constructed oversized mandrel-bent and hand TIG-welded stainless steel head pipes, and flows through a unique crossover to improve the flow of spent cylinder gasses. The large inlet 4.5" Street Cannon mufflers feature baffles that are optimized for aggressive performance and sound under acceleration, and deliver a rich mellow note. The combination of tuned-flow headers and Street Cannon mufflers with relocated catalyst maximizes horsepower, maintains solid midrange torque and manages heat. The proof is in the horsepower and torque numbers. Dial the system to your motorcycle by using the Screamin' Eagle Pro Street Tuner to tune your ECM specifically to match your performance upgrades. The complete system includes exhaust headers pre-tapped for standard or Screamin' Eagle wide-band O2 sensors, large 4.5" diameter Street Cannon mufflers, and matching exhaust heat shields. Complete the look with your choice of custom muffler end caps (sold separately). This High-Flow Exhaust System is designed to pair with a 128CI or 131CI Stage IV Kit or Crate Engine to ensure maximum performance. 49-State U.S. EPA compliant. Refer to www.H-D.com/Shop for status.

Fits '17-later Touring models. Does not fit Trike models. Does not fit with Dominion™ Transmission Side Covers. Separate purchase of Screamin' Eagle 4.5" endcaps required. All models require ECM calibration with Screamin' Eagle Pro Street Tuner for proper installation. See Dealer for details. Does not fit California models.

65600330 Gloss Black with Gloss Black Mufflers.

65600331 Chrome with Chrome Mufflers.

65600332 Satin Black with Satin Black Mufflers.



A. SCREAMIN' EAGLE HIGH-FLOW EXHAUST SYSTEM WITH STREET CANNON MUFFLERS GLOSS BLACK WITH GLOSS BLACK MUFFLERS



A. SCREAMIN' EAGLE HIGH-FLOW EXHAUST SYSTEM WITH STREET CANNON MUFFLERS CHROME WITH CHROME MUFFLERS



A. SCREAMIN' EAGLE HIGH-FLOW EXHAUST SYSTEM WITH STREET CANNON MUFFLERS SATIN BLACK WITH SATIN BLACK MUFFLERS

NOTE: There is no warranty on exhaust pipes and mufflers with regard to any discoloration. Blueing is caused by tuning characteristics, cam timing, carburetor jetting, over-heating, etc. and is not caused by defective manufacturing.

Street legal and/or street compliant statements refer to product meeting 50-State emissions and noise standards in the United States.

The street legal and/or street compliant statements may not apply to markets outside of the United States.



B. SCREAMIN' EAGLE STREET CANNON PERFORMANCE SLIP-ON MUFFLERS (SHOWN WITH SLASH UP/DOWN/OUT END CAPS)



C. MUFFLER END CAPS – 4"

SCREAMIN' EAGLE® 353

Milwaukee-Eight® Stage I Upgrade

B. SCREAMIN' EAGLE® STREET CANNON PERFORMANCE SLIP-ON MUFFLERS

Cue the orchestra. We tuned these mufflers to provide an exhaust note with some extra deep bass. You get the rumble you want and enhance that famous Harley sound, while preserving the peace with your neighbors. The tuned baffles work with the large internal volume to strike the perfect balance required to deliver performance that you can feel in your gut. The large 4.0" diameter Street Cannons provide free flow of exhaust gases with just the right amount of back pressure for a smooth-running ride. The die-cast Screamin' Eagle® medallion adds a rich touch to your bike's profile and a large selection of end cap designs are available (sold separately) to provide the perfect finishing touch. 50-State U.S. EPA compliant.

Fits '09-'16 Touring and '09-later Trike models (except CVO™ models and '10 FLHX and FLTRX models). Installation requires separate purchase of 4" end caps and Muffler Clamps P/N 65296-95A (Qty 2). All models require ECM calibration for proper installation. '17-later Trike models require recalibration with Screamin' Eagle Pro Street Tuner (sold separately).

64900186B Chrome.

64900187B Jet Black.

C. MUFFLER END CAPS – 4"

These End Cap Kits allow you to personalize your Screamin' Eagle Street Performance Touring Mufflers. Available in your choice of styles, these easy-to-install caps are dressed with the same finish as the mufflers and exhaust shields for a consistent look front to back. Sold in pairs, the kit includes all required mounting hardware.

Fits '09-'16 Touring and '09-later Trike models equipped with Screamin' Eagle Street Cannon Touring 4" End Cap Mufflers. Does not fit 4" CVO Touring mufflers.

65100062 Short Slash.

65100016 Revolver.

65100019 Slash Up/Down/Out.

65100017 Fishtail.

80611-09 Blunt Revolver.

NOTE: There is no warranty on exhaust pipes and mufflers with regard to any discoloration. Blueing is caused by tuning characteristics, cam timing, carburetor jetting, over-heating, etc. and is not caused by defective manufacturing.

Street legal and/or street compliant statements refer to product meeting 50-State emissions and noise standards in the United States.

The street legal and/or street compliant statements may not apply to markets outside of the United States.

354 SCREAMIN' EAGLE®

Milwaukee-Eight® Stage II Upgrade

STAGE II

THE BASICS

• Choose a **TORQUE CAM** or **POWER CAM** based on riding style

• A performance cam increases both the lift in the valve train (pushing the valve open farther) and the duration of the valve opening (how long the valve stays open)

When installed by an authorized Harley-Davidson® Dealer within 60 days of the vehicle purchase, compliant kits do not impact the vehicle's limited warranty.



A. SCREAMIN' EAGLE® MILWAUKEE-EIGHT® STAGE II – TORQUE KIT (CHROME COVERS SHOWN)

A. SCREAMIN' EAGLE® MILWAUKEE-EIGHT® STAGE II – TORQUE KIT

This kit was developed for the budget-minded rider who wants to experience crisp throttle response and acceleration he or she can feel at slower speeds. The 5% increase in torque can be felt immediately off the line and continues to build by up to a 14% increase @ 4500 RPM – the ideal power band for passing slow-moving vehicles.

SE8-447 Cam

- Delivers enhanced torque and horsepower in the low to mid RPM range
- Produces passing power without a downshift or high revs
- Minimally invasive, only requiring opening of the cam chest
- Retains Original Equipment Factory Warranty

Fits '18-later Softail® and '17-later Touring and Trike models. Not intended for use on '18-later CVO™ Touring and Trike models. Not intended for use on Touring and Softail Models equipped with an OE 117 Engine. Requires separate purchase of Cam Drive Retention Kit P/N 25566-06. Installation may require Cam Spacer Kit P/N 25928-06. For '17-'18 Touring models, installation of Oil Pump Cover P/N 62400206 is recommended (sold separately). All models require ECM calibration with Screamin' Eagle® Pro Street Tuner for proper installation. See Dealer for details. Does not fit '22 California models. Refer to H-D.com/shop for status.

92500047 Chrome Covers.

92500074 Gloss Black Covers.

Fits '18-'22 California Softail and '17-'22 California Touring and California Trike models. Not intended for use on 18-later CVO models or models equipped with an OE 117ci engine. Requires separate purchase of Cam Drive Retention Kit P/N 25566-06. Installation may require Cam Spacer Kit P/N 25928-06. For '17-'18 Touring models, installation of Oil Pump Cover P/N 62400206 is recommended (sold separately). All models require ECM calibration with Screamin' Eagle Pro Street Tuner for proper installation.

92500127 Chrome.

92500129 Gloss Black.

THE PERFORMANCE

TORQUE KIT

• The rider will feel up to a 15% increase in performance in the low to mid RPM range

• Experience crisp throttle response and acceleration that can be felt at slower speeds, perfect for passing slow moving vehicles without downshifting

POWER KIT

• The rider will feel up to a 25% increase in performance in the mid to upper RPM range

• Experience an adrenaline-pumping burst of speed while heading toward the red line



TORQUE



POWER



B. SCREAMIN' EAGLE MILWAUKEE-EIGHT STAGE II – POWER KIT (GLOSS BLACK COVERS SHOWN)

B. SCREAMIN' EAGLE MILWAUKEE-EIGHT STAGE II – POWER KIT

This kit was developed for the budget-minded rider who wants to experience that adrenaline-pumping burst of speed while heading toward the red line. The additional power starts to build @ 3000 RPM and continues to build by up to 24% at redline. Riding the bike aggressively will require downshifting to lower gears to keep the engine operating in the higher RPM range.

SE8-462 Cam

- Ideal for riders looking for excitement and willing to ride in the upper RPM range
- Produces greater acceleration in the mid and upper RPM range
- Minimally invasive, only requiring opening of the cam chest
- Retains Original Equipment Factory Warranty

Fits '18-later Softail® and '17-later Touring models. Does not fit Trike models. Requires separate purchase of Cam Drive Retention Kit P/N 25566-06. Installation may require Cam Spacer Kit P/N 25928-06. For '17-'18 Touring models, installation of Oil Pump Cover P/N 62400206 is recommended (sold separately). All models require ECM calibration with Screamin' Eagle® Pro Street Tuner for proper installation. See Dealer for details. Does not fit '22 California models. Refer to H-D.com/shop for status.

92500058 Chrome Covers.

92500075 Gloss Black Covers.

Fits '18-'22 California Softail and '17-'22 California Touring models. Does not fit California Trike models. Requires separate purchase of Cam Drive Retention Kit P/N 25566-06. Installation may require Cam Spacer Kit P/N 25928-06. For '17-'18 Touring models, installation of Oil Pump Cover P/N 62400206 is recommended (sold separately). All models require ECM calibration with Screamin' Eagle Pro Street Tuner for proper installation.

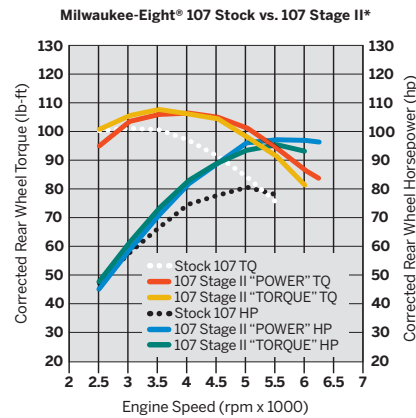
92500128 Chrome.

92500130 Gloss Black.

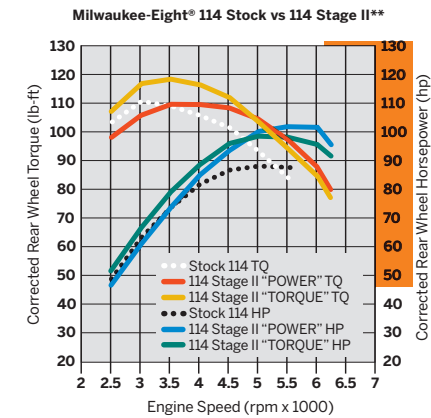
Description	Part Number	Lift @ Valve Intake/Exhaust	Duration @ .050" Intake/Exhaust	Timing @ .050" Lift Open/Closed	TDC Lift @ Valve Intake/Exhaust
Stock	25400190	.350"/.374"	174°/199°	Intake: 7° ATDC/1° ABDC Exhaust: 33° BBDC/14° BTDC	.057"/.048"
CVO™	25400273	.432"/.445"	188°/212°	Intake: 11° ATDC/19° ABDC Exhaust: 47° BBDC/15° BTDC	.044"/.044"
SE8-447 TORQUE	25400199	.447"/.462"	197°/217°	Intake: 0° ATDC/17° ABDC Exhaust: 42° BBDC/5° BTDC	.080"/.064"
SE8-462 POWER	25400200	.462"/.463"	197°/235°	Intake: 7° ATDC/24° ABDC Exhaust: 53° BBDC/2° BTDC	.057"/.086"
SE8-498 POWER Included in Stage III Kit	25400202	.498"/.491"	209°/247°	Intake: 4° ATDC/33° ABDC Exhaust: 60° BBDC/7° BTDC	.065"/.103"
SE8-515 POWER Included in Stage IV Kit	25400201	Front Cylinder .515"/.513"	Front Cylinder 227°/249°	Front Cylinder Intake: 2° BTDC/45° ABDC Exhaust: 62° BBDC/7° ATDC	Front Cylinder .056"/.066"
		Rear Cylinder .516"/.515"	Rear Cylinder 219°/242°	Rear Cylinder Intake: 6° ATDC/45° ABDC Exhaust: 61.5° BBDC/.5° ATDC	Rear Cylinder .036"/.052"
SE8-517 POWER Included in Stage IV Kit	25400353	Front Cylinder .515"/.513"	Front Cylinder 227°/242°	Front Cylinder Intake: 7° BTDC/40° ABDC Exhaust: 62° BBDC/7° ATDC	Front Cylinder .112"/.066"
		Rear Cylinder .515"/.513"	Rear Cylinder 227°/242°	Rear Cylinder Intake: 7° ATDC/40° ABDC Exhaust: 61° BBDC/.5° ATDC	Rear Cylinder .112"/.052"

Theoretical, based on rocker arm ratio of 1.65. Valve train components, operation temperature and tolerance stack-up will affect actual lifts.

C. SCREAMIN' EAGLE PERFORMANCE CAM SPECS



* FLHX 107 Stage II "POWER" with Ventilator A/C & Street Cannon Mufflers
* FLHX 107 Stage II "TORQUE" with Heavy Breather A/C & Street Cannon Mufflers



** FLHXSE 114 Stage II "POWER" with Ventilator A/C & Street Cannon Mufflers
** FLHXSE 114 Stage II "TORQUE" with Heavy Breather A/C & Street Cannon Mufflers

SCREAMIN' EAGLE® 355

Milwaukee-Eight® Cams

STAGE II

C. MILWAUKEE-EIGHT® PERFORMANCE CAMS

Screamin' Eagle® SE8-447 Cam – Torque

- Enhanced torque in the low to mid RPM band
- Ideal for a fully loaded bike
- Increased horsepower in the mid RPM range
- Responds well to roll-on throttle application
- Crisp throttle response and acceleration at lower speeds
- Can be used with stock valve springs

Fits '18-later Softail® and '17-later Touring and Trike models. Requires separate purchase of Cam Drive Retention Kit P/N 25566-06. Installation requires removal of rocker box covers and rocker arms or installation of adjustable push-rods. Installation may require Cam Spacer Kit P/N 25928-06. All models require ECM calibration with Screamin' Eagle® Pro Street Tuner for proper installation. Pending Regulatory approval for '21-later models. Refer to product information at www.H-D.com/shop for status.

25400199

Screamin' Eagle SE8-462 Cam – Power

- Improved power in mid and upper RPM band
- Ideal for a fully loaded bike
- Thrilling acceleration and crisp throttle response
- Ideal for rider who likes to downshift and twist the throttle
- Responds well to aggressive throttle application
- Can be used with stock valve springs

Fits '18-later Softail and '17-later Touring models. Requires separate purchase of Cam Drive Retention Kit P/N 25566-06. Installation may require Cam Spacer Kit P/N 25928-06. All models require ECM calibration with Screamin' Eagle Pro Street Tuner for proper installation. Pending Regulatory approval for '20-later models. Refer to product information at www.H-D.com/shop for status.

25400200

Screamin' Eagle SE8-498 Cam – Power

Replacement cam for models equipped with Screamin' Eagle Milwaukee-Eight® Stage III Kits.

- Improved acceleration on the straightaway
- Ideal for lighter bike with bigger displacement
- Exhilarating acceleration at high engine speeds.
- Responds well to a healthy twist of the throttle
- High-lift profile for complete filling of cylinders
- Requires Performance Valve Springs P/N 18100080

25400202

Screamin' Eagle SE8-515 Cam

Replacement cam for models equipped with Screamin' Eagle Milwaukee-Eight 114 or 117ci Stage IV kits.

- Hard acceleration off the line
- Improved mid-range and high RPM horsepower
- Stump-pulling torque throughout the RPM band
- Significant increase in rear wheel torque and power
- High lift and long duration for complete cylinder filling
- Requires Performance Valve Springs P/N 18100080

25400201

Screamin' Eagle SE8-517 Cam

Developed for Milwaukee-Eight 128CI and 131CI Stage IV kits, this high-performance cam enhances efficient filling of the cylinder at the optimum timing. Offered as a stand-alone component for the engine builder looking to develop a custom performance recipe, it provides premium mid- to upper-range power.

Replacement cam for models equipped with Screamin' Eagle Milwaukee-Eight 128 or 131CI Stage IV kits.

25400353

356 SCREAMIN' EAGLE®

Milwaukee-Eight® Stage II Upgrade

A. SCREAMIN' EAGLE® PREMIUM TAPERED QUICK-INSTALL ADJUSTABLE PUSHRODS

These premium pushrods are tapered for enhanced clearance at the cylinder head, allowing the use of higher-lift cams. The one-piece chrome moly tube adds rigidity and durability and the threaded adjustment feature provides easy cam installation without removing the cylinder heads or rocker boxes. To simplify adjustment, the tube features six flats, with one flat marked with a large dot for tracking the adjustment. The threaded rod features 4 flats to reduce wrench swing. Kit includes 4 pushrods and required pushrod tube covers.

Fits '18-later Softail® and '17-later Touring and Trike models.

17900073 With Black Covers.

17900058 With Chrome Covers.

B. SCREAMIN' EAGLE PERFORMANCE VALVE SPRING KIT

These performance beehive-shaped valve springs provide increased stiffness and strength in a compact design. Designed to support the installation of higher lift cams, these performance springs help maintain the stability of the valve train in high RPM conditions. Complete kit includes 8 springs, upper collars and keepers and lower collars with integral valve seals. Recommended for use with cam lifts greater than .470".

18100080

Fits '18-later Softail and '17-later Touring and Trike models.



A. SCREAMIN' EAGLE PREMIUM TAPERED QUICK-INSTALL ADJUSTABLE PUSHRODS – MILWAUKEE-EIGHT POWERTRAIN – BLACK COVERS



A. SCREAMIN' EAGLE PREMIUM TAPERED QUICK-INSTALL ADJUSTABLE PUSHRODS – MILWAUKEE-EIGHT POWERTRAIN – CHROME COVERS



B. SCREAMIN' EAGLE PERFORMANCE VALVE SPRING KIT – MILWAUKEE-EIGHT POWERTRAIN

Street legal and/or street compliant statements refer to product meeting 50-State emissions and noise standards in the United States.

The street legal and/or street compliant statements may not apply to markets outside of the United States.

SCREAMIN' EAGLE® 357



358 SCREAMIN' EAGLE®

Milwaukee-Eight® Stage III Upgrade

STAGE III

A. SCREAMIN' EAGLE® MILWAUKEE-EIGHT® ENGINE STAGE III KITS

This Stage III kit has been developed for the rider looking for a solid "seat of the pants" increase you can feel every time you roll on the throttle. The bump up in displacement and compression deliver a significant increase in torque and power over stock, all the while restoring the sensation of riding solo when you're loaded down. The Stage III 107CI to 119CI upgrade delivers up to 23% more horsepower and 17% more torque and the 114CI to 122CI upgrade increases power by up to 15% and 13% more torque when compared to the Original Equipment engine configurations. Plus there's a one-year manufacturer's warranty and eligibility for coverage under factory vehicle warranty when dealer-installed within 60 days of vehicle purchase.

- Delivers increased response throughout the entire RPM range.
- Provides thrilling acceleration when twisting the throttle.
- Maintains flat torque curve from cruising RPM to redline.
- Can be installed without removing the engine from chassis.

49-State U.S. EPA Compliant on select '18-later Softail® Models. Refer to www.H-D.com/Shop for status.

Performance components include:

- Screamin' Eagle® 4.155 Big Bore Bolt-On Cylinders
- Screamin' Eagle® Forged 11.0:1 High-Compression Pistons and Rings
- Screamin' Eagle SE8-447 Torque
- Screamin' Eagle High Capacity Tappets
- Screamin' Eagle High Performance Cam Bearing
- Screamin' Eagle Stage III Timer Cover & Insert
- Multi-layer coated Head Gaskets
- Cylinder Base and Cam Cover Gaskets
- Most necessary gaskets and seals
- Appropriate 119CI or 122CI Timer Cover Medallion and Timer Cover Base

SCREAMIN' EAGLE STAGE III - 107CI TO 119CI KIT

Fits '18-later Softail models equipped with 107CI Milwaukee-Eight engine. FXFB models require separate purchase of Screamin' Eagle Softail High-Flow Exhaust System P/N's 64900828 or 64900829. Requires separate purchase of Cam Drive Retention Kit P/N 25566-06. Installation may require Cam Spacer Kit P/N 25928-06. All models require ECM calibration with Screamin' Eagle Pro Street Tuner for proper installation.

92500083 Black Non-Highlighted.

92500096 Black Highlighted.

SCREAMIN' EAGLE STAGE III - 114CI OR 117CI TO 122CI KIT

Fits '18-later Softail models equipped with 114 or 117CI Milwaukee-Eight engines. Requires separate purchase of Cam Drive Retention Kit P/N 25566-06. Installation may require Cam Spacer Kit P/N 25928-06. FXFB and FXFBS models require separate purchase of Screamin' Eagle Softail High Flow Exhaust P/N's 64900828 or 64900829. FXDR114 models require separate purchase of Header Pipe Assembly P/N 65600300. All models require ECM calibration with Screamin' Eagle Pro Street Tuner for proper installation.

92500097 Black Highlighted.



WA. SCREAMIN' EAGLE® MILWAUKEE-EIGHT® ENGINE STAGE III KITS
BLACK NON-HIGHLIGHTED



A. SCREAMIN' EAGLE® MILWAUKEE-EIGHT® ENGINE STAGE III KITS
BLACK HIGHLIGHTED

Street legal and/or street compliant statements refer to product meeting 50-State emissions and noise standards in the United States.

The street legal and/or street compliant statements may not apply to markets outside of the United States.

STAGE III

SCREAMIN' EAGLE® 359

Milwaukee-Eight® Stage III Upgrade

B. SCREAMIN' EAGLE® MILWAUKEE-EIGHT® ENGINE STAGE III KITS

This Stage III kit has been developed for the rider looking for a solid "seat of the pants" increase you can feel every time you roll on the throttle. The bump up in displacement and compression deliver a significant increase in torque and power over stock, all the while restoring the sensation of riding solo when you're loaded down. The Stage III 107CI to 119CI upgrade delivers up to 23% more horsepower and 17% more torque and the 114CI to 122CI upgrade increases power by up to 15% and 13% more torque when compared to the Original Equipment engine configurations. Plus there's a one-year manufacturer's warranty and eligibility for coverage under factory vehicle warranty when dealer-installed within 60 days of vehicle purchase.

- Delivers increased response throughout the entire RPM range.
- Produces flexible roll-on passing power without a required downshift.
- Delivers excellent stop-light to freeway speed on-ramp acceleration.

49-State U.S. EPA Compliant on select '18-later Softail® and '17-later Touring models. Refer to www.H-D.com/Shop for status.

Performance components include:

- Screamin' Eagle® 4.155 Big Bore Bolt-On Cylinders
- Screamin' Eagle Forged 11.0:1 High-Compression Pistons and Rings
- Screamin' Eagle SE8-447 Torque Cam
- Screamin' Eagle High Capacity Tappets
- Screamin' Eagle High Performance Cam Bearing
- Screamin' Eagle Stage III Timer Cover & Insert
- Multi-layer coated Head Gaskets
- Cylinder Base and Cam Cover Gaskets
- Most necessary gaskets and seals
- Appropriate 119CI or 122CI Timer Cover Medallion and Timer Cover Base

SCREAMIN' EAGLE STAGE III - 107CI TO 119CI KIT

Fits '17-later Touring models equipped with 107CI Milwaukee-Eight® engine. Does not fit Trike models. Requires separate purchase of Cam Drive Retention Kit P/N 25566-06. Installation may require Cam Spacer Kit P/N 25928-06. For '17-'18 Touring models, installation of Oil Pump Cover P/N 62400206 is recommended (sold separately). '17-'19 models require separate purchase of High-Capacity Oil Pump P/N 62400247. All models require ECM calibration with Screamin' Eagle Pro Street Tuner for proper installation.

92500084 Black Highlighted.

SCREAMIN' EAGLE STAGE III - 114CI OR 117CI TO 122CI KIT

Fits '17-later Touring models equipped with 114 or 117CI Milwaukee-Eight engines. Does not fit Trike models. Requires separate purchase of Cam Drive Retention Kit P/N 25566-06. Installation may require Cam Spacer Kit P/N 25928-06. For '17-'18 Touring models, installation of Oil Pump Cover P/N 62400206 is recommended (sold separately). '17-'19 models require separate purchase of High-Capacity Oil Pump P/N 62400247 for Oil-Cooled models or 62400248 for Twin-Cooled models All models require ECM calibration with Screamin' Eagle Pro Street Tuner for proper installation. Does not fit California models.

92500086 Black Highlighted.

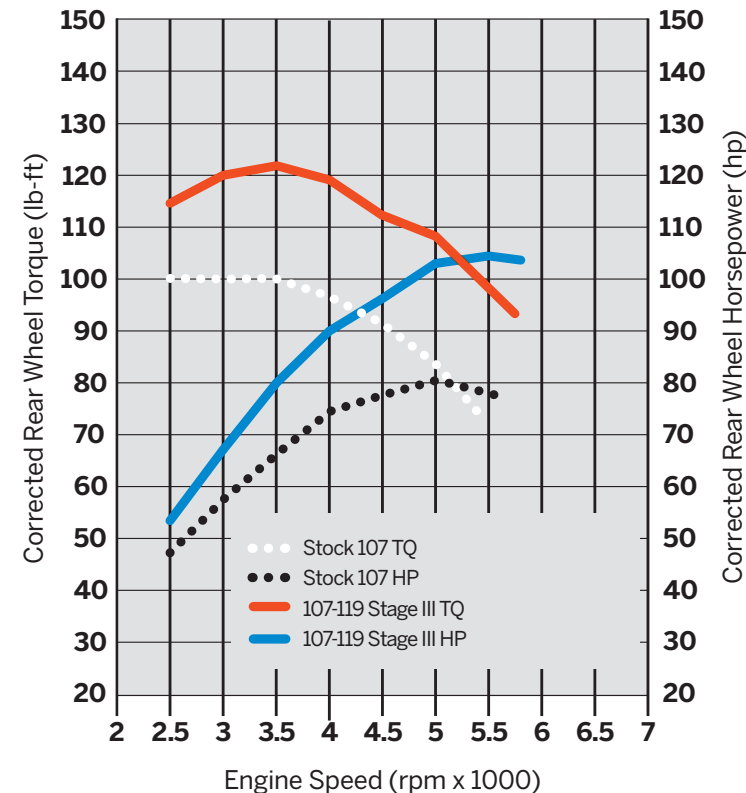
Street legal and/or street compliant statements refer to product meeting 50-State emissions and noise standards in the United States.

The street legal and/or street compliant statements may not apply to markets outside of the United States.



B. SCREAMIN' EAGLE® MILWAUKEE-EIGHT® ENGINE STAGE III KITS

Milwaukee-Eight 107 Touring Stock vs. 107-to-119 Stage III Kit w/ Street Cannons & Ventilator A/C



SCREAMIN' EAGLE



STAGE IV

SCREAMIN' EAGLE® 361

Milwaukee-Eight® Stage IV Upgrade

B. SCREAMIN' EAGLE® MILWAUKEE-EIGHT® ENGINE STAGE IV KIT – 107CI TO 128CI

This Stage IV Kit was designed to deliver maximum horsepower – all the way to the redline. Features new CNC-ported heads with 1mm bigger valves and fully machined combustion chambers. Coupled with the kit's high-lift SE8-517 cam, high compression pistons and a 64mm throttle body and intake manifold, this combination delivers a thrilling 126 ft-lb of torque and 121 HP rear-wheel output when paired with Screamin' Eagle® Street Cannon Mufflers. It's designed to run wide open at high-end RPMs and provide a significant boost of torque from cruising speed. You'll feel the difference as soon as you twist the throttle. When installed by an authorized Harley-Davidson® Dealer within 60 days of the vehicle purchase, compliant kits do not impact the vehicle's limited warranty.

- Delivers increased response throughout the entire RPM range
- Provides thrilling acceleration when twisting the throttle
- Maintains flat torque curve from cruising RPM to redline
- Can be installed without removing the engine from chassis

49-State U.S. EPA Compliant on select '17-later Touring Models.

Performance components include:

- Screamin' Eagle CNC Ported Cylinder Head with CNC machined chamber and 1mm larger valves
- 128 Stage IV Timer cover
- SE8-517 High-Lift Cam
- Forged High Compression Pistons
- Screamin' Eagle High Performance Cam Bearing
- Screamin' Eagle High Performance Tappets
- Screamin' Eagle 4.31" Steel Sleeve Cylinders
- Screamin' Eagle 64mm Throttle Body and Cast Manifold
- Screamin' Eagle High Flow Injectors (5.5 g/sec)

Fits '17-'18 Touring models equipped with air/Oil-Cooled Milwaukee-Eight 107CI engine. Does not fit Trike models. '17-'19 models require separate purchase of High-Capacity Oil Pump P/N 62400248. '17-'18 Screamin' Eagle High-Capacity Clutch Plate Kit P/N 37000258. All models require ECM recalibration with the Pro Street Tuner for proper installation.

- 92500077** Twin-Cooled™ Black Highlighted.
- 92500078** Oil-Cooled Black Highlighted.



B. SCREAMIN' EAGLE® MILWAUKEE-EIGHT® ENGINE STAGE IV KIT TWIN-COOLED -BLACK HIGHLIGHTED



B. SCREAMIN' EAGLE® MILWAUKEE-EIGHT® ENGINE STAGE IV KIT OIL-COOLED -BLACK HIGHLIGHTED

Street legal and/or street compliant statements refer to product meeting 50-State emissions and noise standards in the United States.

The street legal and/or street compliant statements may not apply to markets outside of the United States.

362 SCREAMIN' EAGLE®

Milwaukee-Eight® Stage IV Upgrade

STAGE IV

A. SCREAMIN' EAGLE® MILWAUKEE-EIGHT® ENGINE STAGE IV KIT 114CI OR 117CI TO 131CI

Go big or go home. With the largest displacement of any Harley-Davidson® Stage Kit, this 114CI to 131CI Stage IV Kit was designed to deliver maximum horsepower – all the way to the redline. Packaged with patent-protected cylinder technology, it allows for the largest bolt-on engine upgrade to any Milwaukee-Eight® motor. Features new CNC-ported heads with 1mm bigger valves and fully machined combustion chambers. Coupled with the kit's high-lift SE8-517 cam, high compression pistons and a 64mm throttle body and intake manifold, this combination delivers a thrilling 131 ft-lb of torque and 121 HP rear-wheel output when paired with Screamin' Eagle® Street Cannon Mufflers. It's designed to run wide open at high-end RPMs and provide a significant boost of torque from cruising speed. You'll feel the difference as soon as you twist the throttle. When installed by an authorized Harley-Davidson Dealer® within 60 days of the vehicle purchase, compliant kits do not impact the vehicle's limited warranty.

- Delivers increased response throughout the entire RPM range.
- Provides thrilling acceleration when twisting the throttle.
- Maintains flat torque curve from cruising RPM to redline.
- Can be installed without removing the engine from chassis.

49-State U.S. EPA Compliant on select '18-later Touring Models. Refer to www.H-D.com/Shop for status.

Performance components include:

- Screamin' Eagle CNC Ported Cylinder Head with CNC machined chamber and 1mm larger valves
- 131 Stage IV Timer cover
- SE8-517 High-Lift Cam
- Forged High Compression Pistons
- Screamin' Eagle High Performance Cam Bearing
- Screamin' Eagle High Performance Tappets
- Screamin' Eagle 4.31" Steel Sleeve Cylinders
- Screamin' Eagle 64mm Throttle Body and Cast Manifold
- Screamin' Eagle High Flow Injectors (5.5 g/sec)



A. SCREAMIN' EAGLE® MILWAUKEE-EIGHT® ENGINE STAGE IV KIT – OIL-COOLED – BLACK HIGHLIGHTED



A. SCREAMIN' EAGLE® MILWAUKEE-EIGHT® ENGINE STAGE IV KIT – OIL-COOLED – BLACK GRANITE

Street legal and/or street compliant statements refer to product meeting 50-State emissions and noise standards in the United States.

The street legal and/or street compliant statements may not apply to markets outside of the United States.

STAGE IV

362 SCREAMIN' EAGLE®

Milwaukee-Eight® Stage IV Upgrade

A. SCREAMIN' EAGLE® MILWAUKEE-EIGHT® ENGINE STAGE IV KIT

Oil-Cooled:
Fits '17-later Touring models equipped with air/Oil-Cooled Milwaukee-Eight® 114 or 117CI engine. Does not fit Trike models. '17-'19 models require separate purchase of High-Capacity Oil Pump P/N 62400247. '17-'18 Screamin' Eagle® High-Capacity Clutch Plate Kit P/N 37000258. All models require ECM recalibration with the Pro Street Tuner for proper installation. Does not fit California models.

- 92500079 Black Highlighted.
- 92500082 Black Granite.

A. SCREAMIN' EAGLE® MILWAUKEE-EIGHT® ENGINE STAGE IV KIT

Twin-Cooled:
Fits '17-later Touring models equipped with Twin-Cooled Milwaukee-Eight 114 or 117CI engine. Does not fit Trike models. '17-'19 models require separate purchase of High-Capacity Oil Pump P/N 62400248. '17-'18 Screamin' Eagle High-Capacity Clutch Plate Kit P/N 37000258. All models require ECM recalibration with the Pro Street Tuner for proper installation. Does not fit California models.

- 92500080 Black Highlighted.
- 92500081 Black Granite.

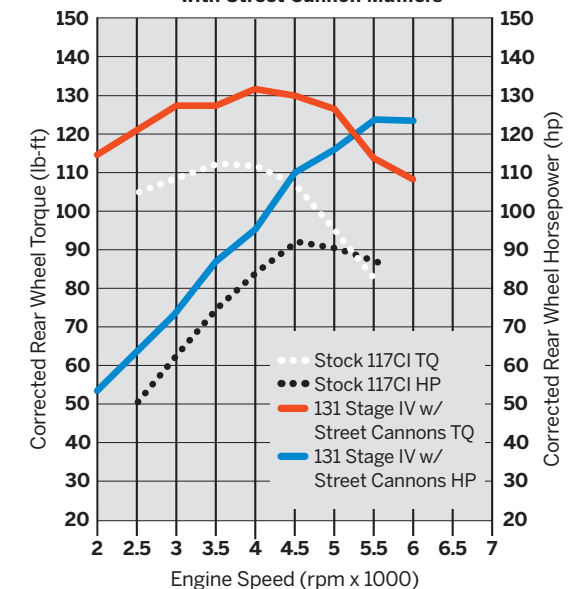


A. SCREAMIN' EAGLE® MILWAUKEE-EIGHT® ENGINE STAGE IV KIT – TWIN-COOLED – BLACK GRANITE



A. SCREAMIN' EAGLE® MILWAUKEE-EIGHT® ENGINE STAGE IV KIT – TWIN-COOLED – BLACK HIGHLIGHTED

Milwaukee-Eight Twin-Cooled 117 Stock vs. 131 Stage IV with Street Cannon Mufflers



SCREAMIN' EAGLE

Street legal and/or street compliant statements refer to products meeting EPA (49-State) and/or California (50-State) emissions and noise standards in the United States as specified.

The street legal and/or street compliant statements may not apply to markets outside of the United States.

364 SCREAMIN' EAGLE®

Milwaukee-Eight® Stage IV Upgrade

STAGE IV

SCREAMIN' EAGLE® MILWAUKEE-EIGHT® ENGINE STAGE IV KITS

Go big or go home. With the largest displacement of any Harley-Davidson® Stage Kit, this 107CI to 128CI or 114CI to 131CI Stage IV Kit is designed to deliver maximum horsepower – all the way to the redline. Packaged with patent-protected cylinder technology, it allows for the largest bolt-on engine upgrade to any Milwaukee-Eight® motor. Features new CNC-ported heads with 1mm bigger valves and fully machined combustion chambers. Coupled with the kit's high-lift SE8-517 cam, high compression pistons and a 64mm throttle body and intake manifold, this combination delivers a thrilling 135 ft-lb of torque and 124 HP rear-wheel output when paired with the Screamin' Eagle Street Cannon Mufflers and Ventilator Air Cleaner. It's designed to run wide open at high-end RPMs and provide a significant boost of torque from cruising speed. You'll feel the difference as soon as you twist the throttle. When installed by an authorized Harley-Davidson® Dealer within 60 days of the vehicle purchase, compliant kits do not impact the vehicle's limited warranty.

- Delivers increased response throughout the entire RPM range.
- Provides thrilling acceleration when twisting the throttle.
- Maintains flat torque curve from cruising RPM to redline.
- Can be installed without removing the engine from chassis.

49-State U.S. EPA Compliant on select '18-later Softail® Models. Refer to www.H-D.com/Shop for status.

Performance components include:

- Screamin' Eagle CNC PCNC-ported cylinder head with CNC-machined chamber and 1mm larger valves
- 128 or 131 Stage IV Timer cover
- SE8-517 High-Lift Cam
- Screamin' Eagle Forged 10.7:1 High-Compression Pistons and Rings
- Screamin' Eagle High Performance Cam Bearing
- Screamin' Eagle High Performance Tappets
- Screamin' Eagle 4.31" Steel Sleeve Cylinders
- Screamin' Eagle 64mm Throttle Body and Cast Manifold
- Screamin' Eagle High Flow Injectors (5.5 g/sec)

A. SCREAMIN' EAGLE® STAGE IV - 107CI TO 128CI KIT

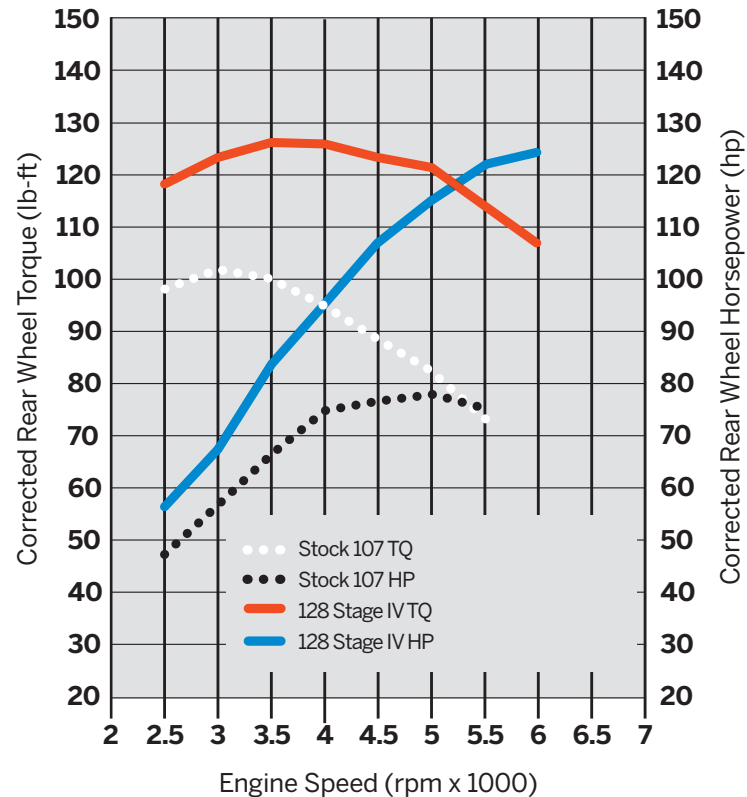
Fits '18-later Softail 107CI models. FXFB requires separate purchase of Screamin' Eagle® Softail High Flow Exhaust P/N's 64900828 or 64900829. Requires separate purchase of Cam Drive Retention Kit P/N 25566-06. Installation may require Cam Spacer Kit P/N 25928-06. '18-'19 models require separate purchase of High-Capacity Oil Pump P/N 62400247. All models require ECM calibration with Screamin' Eagle Pro Street Tuner for proper installation. Does not fit California models.

92500094 107CI to 128CI
Black Highlighted.



A. SCREAMIN' EAGLE® STAGE IV - 107CI TO 128CI KIT
BLACK HIGHLIGHTED

Milwaukee-Eight 128 Stage IV Softail vs
107 Softail Stock



Street legal and/or street compliant statements refer to products meeting EPA (49-State) and/or California (50-State) emissions and noise standards in the United States as specified.

The street legal and/or street compliant statements may not apply to markets outside of the United States.

STAGE IV

SCREAMIN' EAGLE® 365

Milwaukee-Eight® Stage IV Upgrade

B. SCREAMIN' EAGLE® STAGE IV - 114CI OR 117CI TO 131CI KIT

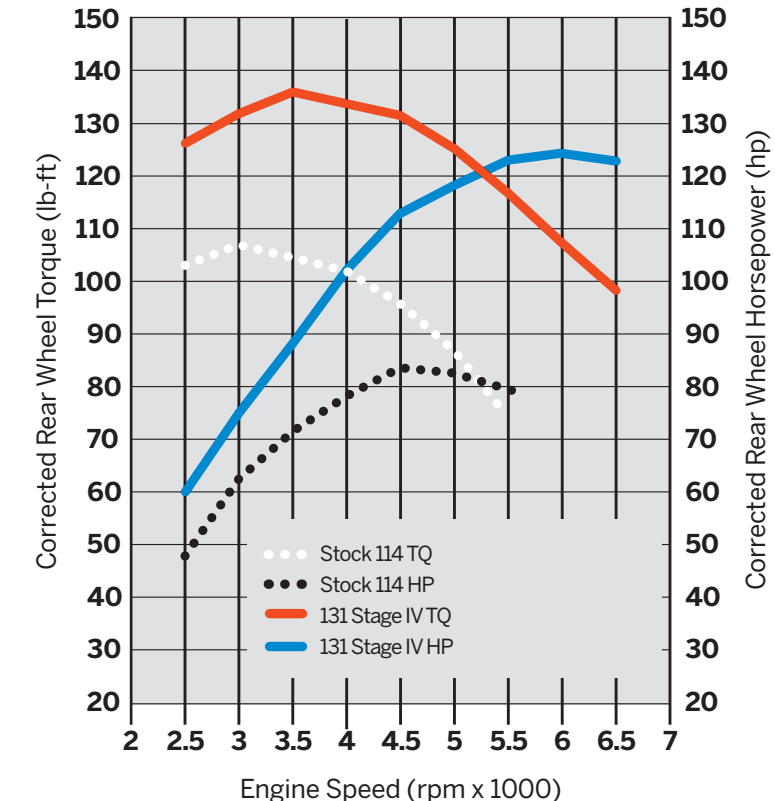
Fits '18-later Softail® 114CI or 117CI models. FXFBS requires separate purchase of Screamin' Eagle® Softail High Flow Exhaust P/N's 64900828 or 64900829. Requires separate purchase of Cam Drive Retention Kit P/N 25566-06. Installation may require Cam Spacer Kit P/N 25928-06. '18-'19 models require separate purchase of High-Capacity Oil Pump P/N 62400247. FXDR114 models require the separate purchase of 65600300. All models require ECM calibration with Screamin' Eagle Pro Street Tuner for proper installation. Does not fit California models.

92500095 114CI to 131CI
Black Highlighted.



B. SCREAMIN' EAGLE® STAGE IV - 114CI TO 131CI KIT
BLACK HIGHLIGHTED

Milwaukee-Eight 131 Stage IV Softail vs
114 Softail Stock



Street legal and/or street compliant statements refer to products meeting EPA (49-State) and/or California (50-State) emissions and noise standards in the United States as specified.

The street legal and/or street compliant statements may not apply to markets outside of the United States.

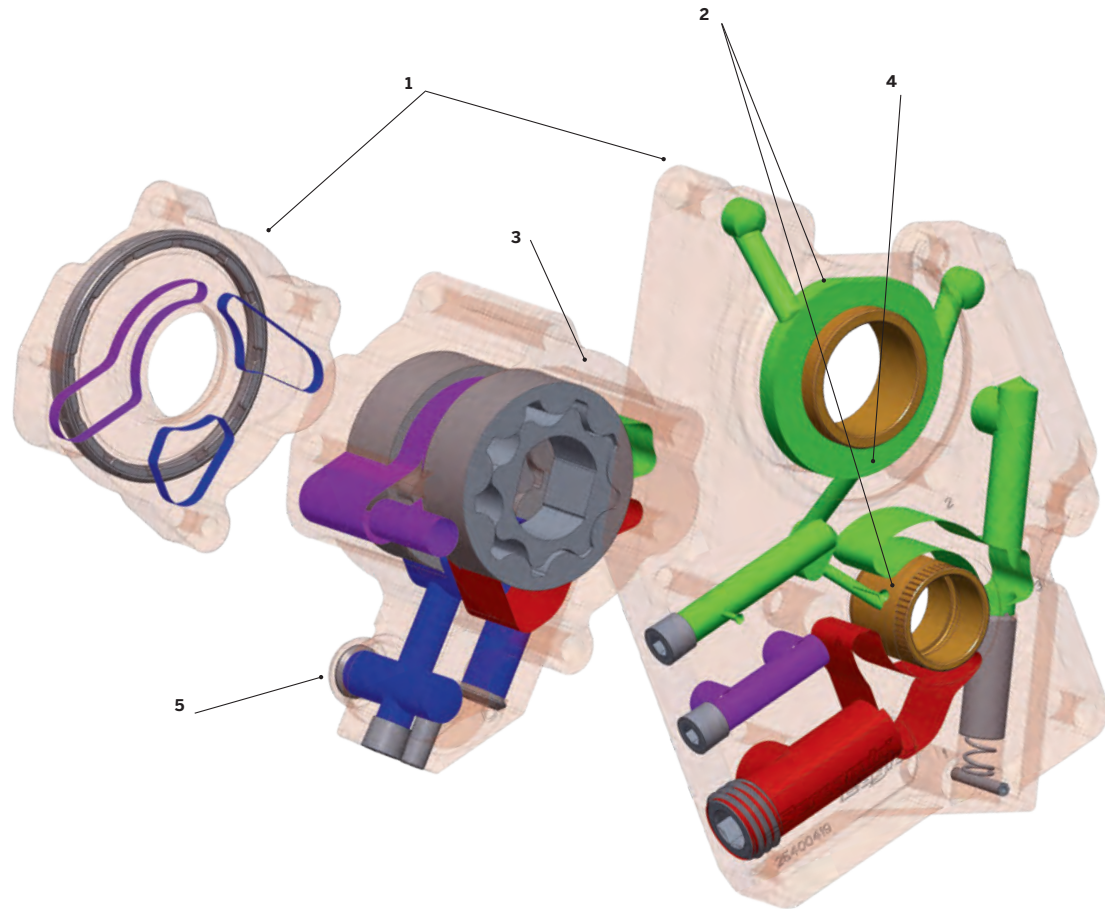
366 SCREAMIN' EAGLE®

High Volume Oil Pump & Cam Support

SCREAMIN' EAGLE® HIGH VOLUME OIL PUMP & CAM SUPPORT PLATE KIT

A high-performance Milwaukee-Eight® engine deserves high-performance oiling. This new kit includes a Super Sucker oil pump to improve the oil flow rate to critical engine components, and a CNC machined billet aluminum cam plate for precise alignment of a high-performance cam and chain. It's the ideal component combination for a tuned-up Milwaukee-Eight engine.

Install and ride hard with confidence.



1 6061 BILLET CAM PLATE

The cam support plate and oil pump are made from heat-treated 6061 billet aluminum with a surface-hardened orange anodized finish. CNC machining ensures precise dimensions and constant material thickness across the plate and pump, enabling perfect alignment of components.

2 660 HI-PRO BUSHINGS

Pressed-in 660 bronze cam and pinion shaft bushings provide enhanced wear resistance under increased loads from high-performance cams for miles of worry-free riding.

3 9% LARGER GEROTOR

The Super Sucker oil pump features a 9% larger gerotor for increased flow at idle and 33% more scavenge capacity compared to a 2020-Later Original Equipment oil pump, for increased performance, efficiency and engine durability.

4 HI-FLOW OIL PASSAGES

The hub-and-spoke oil passage design improves oil flow rate to critical engine components by minimizing restrictions from intersecting passages.

5 ENHANCED FILTERING

Two screens mounted in both pickups and a magnet in between the pickups provide extra oil filtering to remove potential contaminants before they can reach critical upper end components. This is key to promoting long life in high-performance engines.

SCREAMIN' EAGLE® 367

High Volume Oil Pump & Cam Support

A. SCREAMIN' EAGLE® PRO HIGH VOLUME OIL PUMP & CAM SUPPORT PLATE KIT

A high-performance Milwaukee-Eight® engine deserves high-performance oiling. This new kit(s) includes a Super Sucker oil pump to improve the oil flow rate to critical engine components, and a CNC machined billet aluminum cam plate for precise alignment of high-performance cam and chain. It's the ideal component combination for a tuned-up Milwaukee-Eight engine. Install and ride hard with confidence.

- Heat-treated 6061 billet aluminum cam support plate with an orange anodized finish is strong and rigid to provide superior strength, rigidity, and durability
- CNC-precision machining ensures precise dimensions and constant material thickness across the plate, enabling perfect alignment of cams and chains
- Pressed-in 660 bronze cam bushings provide enhanced wear resistance under increased loads from high-performance cams for miles of worry-free riding
- Oil pump features a 9% larger gerotor for increased flow at idle and 33% more scavenge capacity compared to a 2020-Later Original Equipment oil pump, for increased performance, efficiency and engine durability
- The hub-and-spoke oil passage design improves oil flow rate to critical engine components
- Upgraded filter protection promotes engine durability: Two screens mounted in both pickups and a magnet in between the pickups provide extra oil filtering to remove contaminants before they can reach critical upper end component

62400260

Fits '17-later models equipped with an Air/Oil-Cooled Milwaukee-Eight® engine.

62400264

Fits '17-later models equipped with a Twin-Cooled™ Milwaukee-Eight® engine.



A. SCREAMIN' EAGLE® PRO HIGH VOLUME OIL PUMP & CAM SUPPORT PLATE KIT

B. SCREAMIN' EAGLE MILWAUKEE-EIGHT® – HEADBOLT KIT

Details matter when building a high-performance engine. Details like these Screamin' Eagle® Milwaukee-Eight Head Bolts – made from 8740 chromoly to be 23 percent stronger than stock bolts. The ideal upgrade for big-displacement and high-compression racing applications or Stage III or Stage IV builds. Lock down your top end, for the long run.

- Black oxide finish with Screamin' Eagle logo provides corrosion resistance and showcases performance.
- Premium 8740 chromoly steel bolts provide a 23% increase in ultimate strength and 23% increase in yield strength compared to Original Equipment head bolts for desirable clamp load on a higher-compression engine.
- Cost savings – these bolts may be reused if the top end is disassembled for upgrades or service
- Perfect upgrade during a Screamin' Eagle® Stage III or Stage IV installation.

10400069

Fits '17-later Milwaukee-Eight engines.



B. SCREAMIN' EAGLE® MILWAUKEE-EIGHT® – HEADBOLT KIT

Street legal and/or street compliant statements refer to products meeting EPA (49-State) and/or California (50-State) emissions and noise standards in the United States as specified.

The street legal and/or street compliant statements may not apply to markets outside of the United States.

368 SCREAMIN' EAGLE®

Milwaukee-Eight® Engine Trim

A. SCREAMIN' EAGLE® TIMER COVER INSERTS - STAGE KIT LOGO

Showcase your bike's performance enhancements with the Screamin' Eagle® Stage Inserts. The Stage Inserts are made to complement the Screamin' Eagle Timer Cover Base (sold separately).

Fits '18-Later Softail® and '17-later Touring and Trike models equipped with Screamin' Eagle Timer Cover Base P/N 25600117.

1. **25600118** 107 Stage I.
2. **25600119** 107 Stage II.
3. **25600132** 114 Stage I.
4. **25600120** 114 Stage II.
5. **25600121** 114 Stage III.
6. **25600122** 114 Stage IV.
7. **25600123** 117 Stage II.
8. **25600124** 117 Stage III.
9. **25600125** 117 Stage IV.
10. **25600153** 119 Stage III.
11. **25600154** 122 Stage III.
12. **25600127** 128 Stage IV.
13. **25600129** 131 Stage IV.

Shown with:

14. SCREAMIN' EAGLE TIMER COVER BASE

Showcase your bike's performance enhancements with the Screamin' Eagle Timer Cover Base. Start with this black Timer Cover and then select a Screamin' Eagle Stage Upgrade Insert that matches your engine size and Stage upgrades. (Inserts sold separately.)

25600117

Fits '18-later Softail and '17-later Touring and Trike models. Requires separate purchase of Screamin' Eagle Stage Insert.



A. SCREAMIN' EAGLE STAGE INSERTS – 107 STAGE I (SHOWN ON SCREAMIN' EAGLE TIMER COVER BASE)



A. SCREAMIN' EAGLE STAGE INSERTS & TIMER COVER BASE

Street legal and/or street compliant statements refer to product meeting 50-State emissions and noise standards in the United States.

The street legal and/or street compliant statements may not apply to markets outside of the United States.



B. SCREAMIN' EAGLE® DERBY COVERS - GLOSS BLACK



C. SCREAMIN' EAGLE® DERBY COVERS - CHROME

SCREAMIN' EAGLE® 369

Milwaukee-Eight® Engine Trim

B. SCREAMIN' EAGLE® DERBY COVERS - GLOSS BLACK

Advertise the goods. This bold new Screamin' Eagle® derby cover tells the world you've taken a Harley-Davidson® Milwaukee-Eight® engine beyond stock. Beautifully finished in chrome or gloss black, designed to fit many Touring, Trike and Softail® models.

- High contrast paint fill pops against derby cover finish while red Bar & Shield provides a premium performance look
- Gloss Black finish matches other dark finishes

25701403

Fits '16-later Touring and Trike and '15-later FLHTCUL and FLHTKL models. Also fits '07-later Touring and Trike models equipped with Narrow-Profile Outer Primary Cover P/N 25700385 or 25700438.

25701407

Fits '18-later FLSEB and '19-later Softail models. Also fits '18 Softail models equipped with Narrow Profile Primary Cover P/Ns 25701077, 25700913, 25700937, 25700941, 25701039, 25701040 and 25701043.

C. SCREAMIN' EAGLE® DERBY COVERS - CHROME

Advertise the goods. This bold new Screamin' Eagle® derby cover tells the world you've taken a Harley-Davidson® Milwaukee-Eight engine beyond stock. Beautifully finished in chrome or gloss black, designed to fit many Touring, Trike and Softail models.

- Black paint fill pops against derby cover finish while Red Bar & Shield provides a premium performance look
- Chrome finish matches other bright finishes

25701404

Fits '16-later Touring and Trike and '15-later FLHTCUL and FLHTKL models. Also fits '07-later Touring and Trike models equipped with Narrow-Profile Outer Primary Cover P/N 25700385 or 25700438.

25701408

Fits '18-later FLSEB and '19-later Softail models. Also fits '18 Softail models equipped with Narrow Profile Primary Cover P/Ns 25701077, 25700913, 25700937, 25700941, 25701039, 25701040 and 25701043

Street legal and/or street compliant statements refer to products meeting EPA (49-State) and/or California (50-State) emissions and noise standards in the United States as specified.

The street legal and/or street compliant statements may not apply to markets outside of the United States.

TWIN CAM POWERTRAIN

Screamin' Eagle® Stage upgrades offer complete street-compliant performance configurations engineered to generate specific torque and horsepower gains. Eliminating all the guesswork and trial-and-error testing normally associated with engine modifications, Stage upgrades include everything you need to enhance your bike's performance.

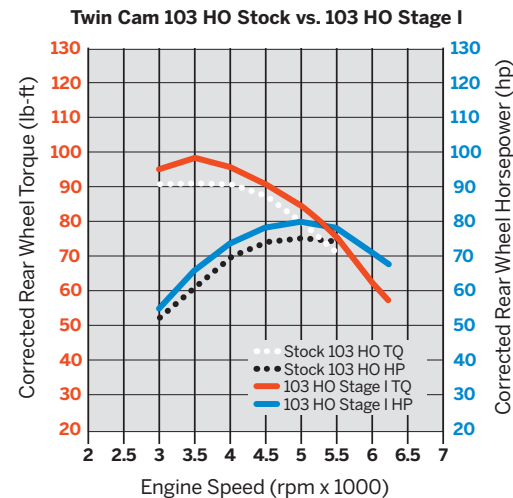


STAGE I

INTAKE + EXHAUST + TUNING

The easiest and most cost-effective step to improve your motorcycle's performance is to increase the airflow into and out of the engine. A high-flow air cleaner and system-matched slip-on mufflers provide horsepower and torque improvements you can feel throughout the RPM range, and serve as the core components for all performance upgrades. ECM calibration is required to tune the fuel flow and timing required to accommodate the improved airflow.

Stage I upgrade can be installed without engine disassembly. No special tools are required. Requires ECM tuning.



STAGE II

STAGE I + CAM UPGRADE

Adding performance cams to a Stage I equipped bike is the next step to improved performance. Cam choices allow you to tailor the engine's performance to your specific needs. A torque cam offers on-demand throttle response from low to mid RPM at cruising speed. A power cam targets high-RPM, wide-open throttle response that keeps pulling right up to redline. ECM calibration tuning is required to accommodate the increased valve timing, and performance valve springs may be required for high-lift cams.

Stage II upgrade requires minor engine disassembly to replace the cam. Adjustable pushrods allow cam installation without removing the rocker box. Special tools and ECM tuning are required.



STAGE III

STAGE I + CAMS, BIG BORE CYLINDERS & PISTONS

The next step on the performance journey is to build a bigger engine. An increase in engine displacement allows the engine to swallow more air and fuel, a higher-compression piston squeezes the air/fuel into a more volatile mixture, and when combined, generates more power when ignited. A displacement and compression increase provides torque increases throughout the entire RPM range with a 15-25% improvement in the mid-range power. ECM calibration tuning is required to adjust fuel flow and timing to accommodate the increased displacement.

Stage III bolt-on upgrade requires removal of the engine's top end and opening the cam chest. Engine remains in the chassis and no machining is required. Special tools and ECM tuning are required.



STAGE IV

STAGE I + CAMS, BIG BORE CYLINDERS, PISTONS, CYLINDER HEADS & THROTTLE BODY

To maximize the impact of the increased displacement gained with Stage III updates, the addition of free-flowing ported cylinder heads and a big bore throttle body top off the performance build. Designed to satisfy the high-RPM, throttle-twisting rider, the Stage IV update delivers 20-30% increase in power that keeps pulling right up to the redline, without sacrificing mid-range torque. ECM calibration tuning is required to add more fuel, and a higher-lift cam may be required to deliver maximum power.

Stage IV bolt-on upgrade requires removal of the engine's top end and opening the cam chest. Engine remains in the chassis and no machining is required. Special tools and ECM tuning are required.



Street legal and/or street compliant statements refer to product meeting 50-State emissions and noise standards in the United States.

The street legal and/or street compliant statements may not apply to markets outside of the United States.

372 SCREAMIN' EAGLE®

Twin Cam Stage I Upgrade

A. SCREAMIN' EAGLE® HEAVY BREATHER ELITE PERFORMANCE AIR CLEANER KIT

Really open it up. This Heavy Breather Elite Air Cleaner features a forward-facing filter element that flows huge volumes of clean air. The low-profile cast elbow and the oval cross-section element combine to hug the engine to provide increased leg room. The intake tube mounts to a custom back plate that features integral breathers and covers the throttle body and electronics for a finished look. Available in your choice of chrome or gloss black finish, the Heavy Breather Elite kit features a washable and re-chargeable filter and features bright chrome end caps and trim with Screamin' Eagle script. Kit includes filter, intake tube, custom back plate, water-repellent rain sock and all mounting hardware. 50-State U.S. EPA compliant.

Fits '16-'17 FXDLS and Softail®, '11-'17 CVO™ Softail and '14-'16 Touring and Freewheeler® models. Does not fit models equipped with Twin-Cooled™ engine, fairing lower glove boxes or fairing lower speakers. Also fits '16-'17 FXDLS and Softail, '14-'17 CVO Softail and '14-'16 Touring models equipped with Screamin' Eagle® 58mm Throttle Body. All models require ECM calibration for proper installation. '17-later models require recalibration with Screamin' Eagle Pro Street Tuner (sold separately).

- 29400173** Chrome.
- 29400285** Full Gloss Black.

NOTE: The washable and rechargeable filter uses a special coating to help filter fine particles from the incoming air. With time, the oil in the filter will dissipate and the element will begin to turn gray. The original red color can be restored with an application of K&N® Air Filter Oil.



A. SCREAMIN' EAGLE HEAVY BREATHER ELITE PERFORMANCE AIR CLEANER KIT – CHROME



A. SCREAMIN' EAGLE HEAVY BREATHER ELITE PERFORMANCE AIR CLEANER KIT – FULL GLOSS BLACK



A. SCREAMIN' EAGLE HEAVY BREATHER ELITE PERFORMANCE AIR CLEANER KIT



Street legal and/or street compliant statements refer to product meeting 50-State emissions and noise standards in the United States.

The street legal and/or street compliant statements may not apply to markets outside of the United States.

SCREAMIN' EAGLE® 373

Twin Cam Stage I Upgrade

B. SCREAMIN' EAGLE® HEAVY BREATHER PERFORMANCE AIR CLEANER KIT

This high-flow forward-facing exposed element Air Cleaner Kit is sure to turn heads at the starting line. Featuring a polished elbow and exposed filter, this unique air cleaner system offers improved performance and airflow when compared to the stock or Screamin' Eagle® High-Flow Air Cleaner. The washable and rechargeable filter features a bright chrome end cap with a laser-engraved Screamin' Eagle logo. Intake tube and back plate are made from die-cast lightweight aluminum and are polished and chrome-plated or painted black for a brilliant finish. The back plate features integral breathers and sealed breather bolt plug. Kit includes a water-repellent rain sock and all mounting hardware. 50-State U.S. EPA compliant.

Fits '16-'17 Softail®, '11-'17 CVO™ Softail, '08-'16 Touring and '15-'16 Freewheeler® models. Also fits '16-'17 FXDLS and Softail, '14-'17 CVO Softail and '14-'16 Touring models equipped with Screamin' Eagle 58mm Throttle Body. Does not fit models equipped with fairing lower glove boxes or fairing lower speakers. Does not fit Twin-Cooled™ models. All models require ECM calibration for proper installation. '17 models require recalibration with Screamin' Eagle Pro Street Tuner (sold separately).

- 29006-09C** Gloss Black.


Fits '08-'17 Dyna® (except '16-'17 FXDLS) and '08-'15 Softail models (except '14-'15 FLSTNSE, '11-'12 FLSTSE and '13-'14 FXSBSE). All models require ECM calibration for proper installation. '17 models require recalibration with Screamin' Eagle Pro Street Tuner (sold separately).

- 29299-08A** Chrome.
- 29098-09A** Gloss Black.

NOTE: The washable and rechargeable filter uses a special coating to help filter fine particles from the incoming air. With time, the oil in the filter will dissipate and the element will begin to turn gray. The original red color can be restored with an application of K&N® Air Filter Oil.



B. SCREAMIN' EAGLE HEAVY BREATHER PERFORMANCE AIR CLEANER KIT – CHROME



B. SCREAMIN' EAGLE HEAVY BREATHER PERFORMANCE AIR CLEANER KIT – GLOSS BLACK



B. SCREAMIN' EAGLE HEAVY BREATHER PERFORMANCE AIR CLEANER KIT – CHROME



B. SCREAMIN' EAGLE HEAVY BREATHER PERFORMANCE AIR CLEANER KIT – GLOSS BLACK

Street legal and/or street compliant statements refer to product meeting 50-State emissions and noise standards in the United States.

The street legal and/or street compliant statements may not apply to markets outside of the United States.

374 SCREAMIN' EAGLE®

Twin Cam Stage I Upgrade

A. SCREAMIN' EAGLE® HEAVY BREATHER FILTER COVER – TEARDROP

Dress up the Heavy Breather Air Cleaner with this radical cover. Manufactured from forged aluminum and precision CNC-machined and polished, these easy-to-install two-piece covers add a rich custom look. Cover is available in mirror-chrome or cut back gloss black finish to match your customizing direction. Kit includes water-repellent rain sock.

Fits models equipped with Screamin' Eagle® Heavy Breather Air Cleaner Kits on Twin Cam and XL model. (except Compact Heavy Breather P/N 28716-10A, Heavy Breather Elite P/N 29400173, 29400172 or 29400285, and Milwaukee-Eight® Heavy Breather P/N 29400263 or 29400264).

29400061A Cut Back Gloss Black – Side Logo.

28739-10A Cut Back Gloss Black – End Logo.

28740-10A Chrome – End Logo.



A. SCREAMIN' EAGLE HEAVY BREATHER FILTER COVER – TEARDROP, CUT BACK GLOSS BLACK – SIDE LOGO

B. SCREAMIN' EAGLE HEAVY BREATHER DECORATIVE ENDCAP – WILLIE G SKULL

Add a sinister touch to your Heavy Breather Air Cleaner. Chrome-plated self-adhesive cover features a forward-facing Willie G Skull medallion.

28720-10

Fits models equipped with Screamin' Eagle Heavy Breather Air Cleaner Kits (except Compact Heavy Breather P/N 28716-10A, Heavy Breather Elite P/N 29400173, 29400172 or 29400285, and Milwaukee-Eight Heavy Breather P/N 29400263 or 29400264).



A. SCREAMIN' EAGLE HEAVY BREATHER FILTER COVER – TEARDROP, CHROME



A. SCREAMIN' EAGLE HEAVY BREATHER FILTER COVER – TEARDROP, CUT BACK GLOSS BLACK

C. SCREAMIN' EAGLE HEAVY BREATHER DECORATIVE MEDALLION

Add the finishing touch to your Heavy Breather Air Cleaner by installing this medallion. Featuring a bright chrome-plated die-cast base and contrasting black inlay with diamond-cut Screamin' Eagle script. Easy to install.

29017-09

Fits models equipped with Screamin' Eagle Heavy Breather Air Cleaner Kits (except Compact Heavy Breather P/N 28716-10A, Heavy Breather Elite P/N 29400173, 29400172 or 29400285, and Milwaukee-Eight Heavy Breather P/N 29400263 or 29400264).



B. SCREAMIN' EAGLE HEAVY BREATHER DECORATIVE ENDCAP – WILLIE G SKULL



C. SCREAMIN' EAGLE HEAVY BREATHER DECORATIVE MEDALLION

D. THROTTLE BODY COVER

This cover dresses the area between the Twin Cam cylinders for a custom look. The formed cover hugs the contour and conceals the electronic control module throttle body for a clean appearance. Available in your choice of mirror chrome or gloss black finish. Easy-to-install kit includes gaskets.

Fits '14-'15 FLSTNSE, '11-'12 FLSTSE, '13-'14 FXSBSE, and '16-'17 FXDLS and Softail®, '08-'16 Touring and Trike models equipped with Screamin' Eagle Heavy Breather or Burst Air Cleaner Kit.

61300109 Chrome.

61300110 Gloss Black.



D. THROTTLE BODY COVERS



Street legal and/or street compliant statements refer to product meeting 50-State emissions and noise standards in the United States.

The street legal and/or street compliant statements may not apply to markets outside of the United States.

SCREAMIN' EAGLE® 375

Twin Cam Stage I Upgrade

E. SCREAMIN' EAGLE® VENTILATOR ELITE AIR CLEANER KIT

This low-profile oval air cleaner features a 360° exposed filter element and a cast back plate designed to provide maximum airflow to the throttle body. This easy-to-install air cleaner produces significant performance gains, while the sleek center bar design cover with carbon fiber inserts add a luxurious touch. This complete kit includes low-profile air cleaner cover, high-flow filter element, back plate, diamond-cut Screamin' Eagle® medallion, protective rain sock and all required installation hardware. Street compliant when used with stock mufflers. 50-State U.S. EPA compliant.

Fits '16-'17 FXDLS and Softail® and '09-'16 Touring and Trike models. Also fits '11-'17 CVO™ Softail models. All EFI models require ECM calibration for proper installation. '17 models require recalibration with Screamin' Eagle Pro Street Tuner (sold separately).

29400217 Chrome.

29400218 Gloss Black.

Fits '16-'17 FXDLS and Softail, '14-'17 CVO Softail and '14-'16 Touring and Trike models equipped with Screamin' Eagle 58mm Throttle Body. All models require ECM calibration for proper installation. '17 models require recalibration with Screamin' Eagle Pro Street Tuner (sold separately).

29400219 Chrome.

29400230 Gloss Black.

Also available:

SCREAMIN' EAGLE VENTILATOR ELITE AIR CLEANER COVER

Add a luxurious finishing touch to your Ventilator Air Cleaner. Designed as a direct replacement for the Screamin' Eagle and CVO Ventilator Air Cleaners, this easy-to-install cover features a sleek center bar design surrounded with carbon fiber inserts. Kit includes low-profile cover, diamond-cut Screamin' Eagle medallion and chrome mounting hardware.

Fits '10-'17 Dyna®, '09-'16 Softail, '09-'16 Touring and Trike models equipped with Ventilator Air Cleaner Kits. Also fits Dyna High Output 103 and CVO models with Original Equipment Ventilator Air Cleaner.

61300516 Chrome.

61300517 Gloss Black.

F. SCREAMIN' EAGLE VENTILATOR PERFORMANCE AIR CLEANER KIT

Stylish low-profile exposed element air cleaner kit provides increased airflow to boost the power of your fuel-injected engine. The track-inspired exposed element adds a purposeful look to the bike and the included waterproof rain sock protects the filter during inclement weather. This easy-to-install kit includes low-profile air cleaner cover, high-flow filter element, back plate, Screamin' Eagle badge, protective rain sock and all required installation hardware. 50-State U.S. EPA compliant.

Fits '10-'17 Dyna (except '16-'17 FXDLS), and '10-'15 Softail models (except '14-'15 FLSTNSE, '11-'12 FLSTSE and '13-'14 FXSBSE). All models require ECM calibration for proper installation. '17 models require recalibration with Screamin' Eagle Pro Street Tuner (sold separately).

28721-10 Chrome.

28722-10 Gloss Black.



E. SCREAMIN' EAGLE VENTILATOR ELITE AIR CLEANER KIT – CHROME



E. SCREAMIN' EAGLE VENTILATOR ELITE AIR CLEANER KIT – GLOSS BLACK



E. SCREAMIN' EAGLE VENTILATOR ELITE AIR CLEANER KIT



F. SCREAMIN' EAGLE VENTILATOR PERFORMANCE AIR CLEANER KIT – CHROME



F. SCREAMIN' EAGLE VENTILATOR PERFORMANCE AIR CLEANER KIT – GLOSS BLACK

Street legal and/or street compliant statements refer to product meeting 50-State emissions and noise standards in the United States.

The street legal and/or street compliant statements may not apply to markets outside of the United States.

376 SCREAMIN' EAGLE®

Twin Cam Stage I Upgrade

A. SCREAMIN' EAGLE® HIGH-FLOW AIR CLEANER – TWIN CAM

The High-Flow Air Cleaner Kit provides increased airflow to boost the power of your fuel-injected model. Kit features a one-piece cast back plate with integral breather and mounting brackets for simplified installation and a synthetic washable air cleaner element that does not require oiling. Available with a brilliant chrome or black back plate, this round air cleaner element can be dressed with most Original Equipment or accessory air cleaner covers. Or choose to flaunt your performance gains with the open element look, and finish it off with a Rain Sock Kit P/N 28728-10 and custom Air Cleaner Trim from one of the Harley-Davidson® decorative collections. This kit includes air cleaner, back plate, breather and all required hardware. 50-State U.S. EPA compliant.

Fits '16-'17 Softail® and '14-'16 Touring and Trike models (except CVO™ Touring) with Original Equipment 50mm Throttle Body. All models require ECM calibration for proper installation. '17 models require recalibration with Screamin' Eagle® Pro Street Tuner (sold separately).

- 29400234** Chrome.
- 29400233** Texture Black.

Fits '08-'15 Softail models (except CVO Softail). Also fits '08-'17 Dyna® models (except '16-'17 FXDLS) equipped with accessory Air Cleaner Cover. Also fits '04-'07 EFI Dyna, '01-'07 EFI Softail, and '02-'07 EFI Touring. FXS, FLS, FLSTSB and '13-'17 FXDB models require separate purchase of Gasket P/N 29591-99 and Screw P/N 29703-00. All models require ECM calibration for proper installation. '17 models require recalibration with Screamin' Eagle Pro Street Tuner (sold separately).

- 29400240** Chrome.
- 29400239** Texture Black.

Fits '08-'15 Dyna models with Original Equipment Teardrop Air Cleaner Cover. All models require ECM calibration for proper installation.

- 29400236** Chrome.
- 29400235** Texture Black.

Fits '08-'13 Touring and Trike models (except CVO Touring) with Original Equipment 50mm throttle body. All models require ECM calibration for proper installation.

- 29400238** Chrome.
- 29400237** Texture Black.

Fits '16-'17 FXDLS and Softail, '14-'17 CVO Softail, and '14-'16 Touring and Trike models equipped with Screamin' Eagle 58mm EFI Throttle Body. Requires separate purchase of an Accessory Air Cleaner Cover. All models require ECM calibration for proper installation. '17 models require recalibration with Screamin' Eagle Pro Street Tuner (sold separately).

- 29400222** Raw Aluminium.



A. HIGH-FLOW AIR CLEANER KIT – CHROME (29400234 SHOWN)



A. HIGH-FLOW AIR CLEANER KIT – BLACK (29400233 SHOWN)



B. EXTREME BILLET AIR CLEANER KIT – AGITATOR, CHROME



B. EXTREME BILLET AIR CLEANER KIT – AGITATOR, CUT BACK GLOSS BLACK



A. HIGH-FLOW AIR CLEANER KIT – BLACK (29400239 SHOWN)



A. HIGH-FLOW AIR CLEANER KIT – CHROME (29400240 SHOWN)



B. EXTREME BILLET AIR CLEANER KIT – CHISEL, CHROME



B. EXTREME BILLET AIR CLEANER KIT – CHISEL, CUT BACK GLOSS BLACK



A. HIGH-FLOW AIR CLEANER KIT – BLACK (29400235 SHOWN)



A. HIGH-FLOW AIR CLEANER KIT – CHROME (29400236 SHOWN)



B. EXTREME BILLET AIR CLEANER KIT



B. EXTREME BILLET AIR CLEANER KIT (SHOWN WITH RAIN SOCK)

SCREAMIN' EAGLE® 377

Twin Cam Stage I Upgrade

B. SCREAMIN' EAGLE® EXTREME BILLET AIR CLEANER KIT

The forged billet aluminum cover tops off a cast back plate with integral breather for a smooth transition to the throttle body. The race-inspired air cleaner is engineered to flow high volumes of air and the washable pleated element provides the ideal combination of efficiency and engine protection. Available in your choice of style and finish, this easy-to-install kit includes all mounting hardware and rain sock. 50-State U.S. EPA compliant.

Fits '16-'17 FXDLS and Softail® and '08-'16 Touring and Trike models with Original Equipment 50mm Throttle Body. All models require ECM calibration for proper installation. '17 models require recalibration with Screamin' Eagle® Pro Street Tuner (sold separately).

- 29400064** Agitator – Chrome.
- 29400063** Agitator – Cut Back Gloss Black.
- 29400104** Chisel – Chrome.
- 29400103** Chisel – Cut Back Gloss Black.

Fits '16-'17 FXDLS and Softail, '14-'17 CVO™ Softail and '14-'16 Touring and Trike models equipped with Screamin' Eagle 58mm Throttle Body. All models require ECM calibration for proper installation. '17 models require recalibration with Screamin' Eagle Pro Street Tuner (sold separately).

- 29400221** Chisel – Chrome.
- 29400220** Chisel – Cut Back Gloss Black.

Fits '08-'17 Dyna® (except '16-'17 FXDLS), and '08-'15 Softail models (except '14-'15 FLSTNSE, '11-'12 FLSTSE and '13-'14 FXSBSE). All models require ECM calibration for proper installation. '17 models require recalibration with Screamin' Eagle Pro Street Tuner (sold separately).

- 29400116** Chisel – Cut Back Gloss Black.
- 29400117** Chisel – Chrome.

NOTE: The washable and rechargeable filter uses a special coating to help filter fine particles from the incoming air. With time, the oil in the filter will dissipate and the element will begin to turn gray. The original red color can be restored with an application of K&N® Air Filter Oil.

Street legal and/or street compliant statements refer to product meeting 50-State emissions and noise standards in the United States.

The street legal and/or street compliant statements may not apply to markets outside of the United States.

Street legal and/or street compliant statements refer to product meeting 50-State emissions and noise standards in the United States.

The street legal and/or street compliant statements may not apply to markets outside of the United States.

378 SCREAMIN' EAGLE®

Twin Cam Stage I Upgrade

A. SCREAMIN' EAGLE® AIR CLEANER TRIM

Dress your air cleaner in the traditional H-D orange and black. Easy-to-install trim features Screamin' Eagle® script set against a gloss black background.

61300299

Fits '16-'17 Softail® (except FLSTFBS and FXSE) and '14-'16 Touring and Trike models with Original Equipment air cleaner cover. Does not fit CVO™ models.

29503-07

Fits '07 Dyna®, '07-'15 Softail (except FLSTSB and FXS), '07-'13 Touring and Trike models models with Original Equipment air cleaner cover.

B. SCREAMIN' EAGLE AIR CLEANER RAIN SOCK

Add the open-element look to your Screamin' Eagle High-Flow style Air Cleaner. This easy-to-install kit allows you to replace the traditional Original Equipment air cleaner cover with custom inserts from one of the H-D® Decorative Collections. Kit includes a breathable mesh cover with classic Bar & Shield logo that stretches over the filter to maximize airflow while protecting the exposed element from the rain. Fits traditional cone-shaped air cleaner elements featured in many Screamin' Eagle Twin Cam Stage Kits.

28728-10

Fits Screamin' Eagle Round High-Flow Air Cleaner Kits.

C. SCREAMIN' EAGLE AIR CLEANER BACK PLATE KITS

Finished in brilliant chrome or wrinkle black, these replacement back plates complement the finish of your engine. Cast back plate design features integral breather and mounting brackets for simplified installation.

Fits models equipped with Screamin' Eagle High-Flow Air Cleaner Kits. Installation may require separate purchase of (2) O-Ring P/N 11292, (2) Breather Tube P/N 29557-05 and (2) Breather Screw P/N 29465-99. See your Dealer for details.

Fits '99-'07 Dyna, '99-'15 Softail (except '11-later CVO) and '02-'07 Touring models.

29510-05 Chrome.

29586-06 Wrinkle Black.

Fits '08-'15 Dyna®, '08-'13 Touring and Trike models with Original Equipment Teardrop Air Cleaner Cover.

29624-08 Chrome.

29319-08 Wrinkle Black.

Fits '08-'17 Dyna models (except '16-'17 FXDLS) with Original Equipment Teardrop Air Cleaner Cover.

29170-08 Chrome.

29119-08 Wrinkle Black.



A. SCREAMIN' EAGLE AIR CLEANER TRIM (61300299 SHOWN)



A. SCREAMIN' EAGLE AIR CLEANER TRIM (29503-07 SHOWN)



B. SCREAMIN' EAGLE AIR CLEANER RAIN SOCK (SHOWN WITH #1 SKULL AIR CLEANER TRIM)



Multi-Fit

'08-'13 Touring

'08-'15 Dyna

C. SCREAMIN' EAGLE AIR CLEANER BACK PLATE KITS



D. SCREAMIN' EAGLE STREET PERFORMANCE SLIP-ON SHORTY DUAL MUFFLERS - JET BLACK WITH MUFFLER SHIELDS (SHOWN WITH JET BLACK EXHAUST SHIELD KIT)



E. SCREAMIN' EAGLE STREET CANNON SLIP-ON MUFFLERS - SOFTAIL SHOTGUN, JET BLACK (SHOWN WITH JET BLACK SLASH END CAPS AND EXHAUST SHIELDS)



F. SCREAMIN' EAGLE STREET CANNON SLIP-ON MUFFLERS - SOFTAIL SHORTY DUAL, JET BLACK (SHOWN WITH SATIN BLACK END CAPS AND JET BLACK EXHAUST SHIELDS)



Chrome Slash

Jet Black Slash

G. MUFFLER END CAPS - 3.25"

SCREAMIN' EAGLE® 379

Twin Cam Stage I Upgrade

D. SCREAMIN' EAGLE® STREET PERFORMANCE SLIP-ON MUFFLERS - DYNA® SHORTY DUAL

Factory engineers tuned these pipes to satisfy the most discriminating Harley enthusiast. Mufflers feature high-flowing internals to maximize performance and a rich, deep exhaust note that lets everyone know you're around. With the aggressive sound quality and performance comparable to Screamin' Eagle® II race-use mufflers, it's hard to believe they are street compliant. Available in your choice of rich chrome or heat-resistant jet black ceramic finish. Jet black mufflers include matching muffler shield with a deep embossed Screamin' Eagle logo along the flank. Chrome mufflers allow for the reuse of stock muffler shields or the separate purchase of Chrome Screamin' Eagle® Script Muffler Shields. 50-State U.S. EPA compliant.

80794-10A Jet Black w/ Muffler Shields. Fits '07-'17 FXDB, '07-'10 FXD, '07-'14 FXDC, '07-'13 FXDL and '07-'08 FXDWG models with Shorty Dual exhaust. Installation requires separate purchase of Muffler Clamps P/N 65296-95A (Qty 2). All models require ECM calibration for proper installation. '17 models require recalibration with Screamin' Eagle Pro Street Tuner (sold separately).

E. SCREAMIN' EAGLE STREET CANNON SLIP-ON MUFFLERS - SOFTAIL® SHOTGUN

These 3.25" street compliant high-flow mufflers have been specifically tuned to deliver an aggressive exhaust note and improved performance while preserving the peace with your neighbors. Available in your choice of rich chrome or heat resistant jet black ceramic finish. The Jet Black mufflers include Screamin' Eagle® muffler shields. Complete the look with your choice of 3.25" endcaps (sold separately). 50-State U.S. EPA compliant.

64900334 Jet Black w/ Muffler Shields. Fits '07-'17 FLS, FLSTN and FLSTSB models equipped with Shotgun exhaust. Does not fit FLSS. Installation requires separate purchase of 3.25" End Caps and Muffler Clamps P/N 65296-95A (Qty 2). All models require ECM calibration for proper installation. '17 models require recalibration with Screamin' Eagle Pro Street Tuner (sold separately).

64900341 Jet Black w/ Muffler Shields. Fits '07-'17 FLSTF, FLSTFB and FXS models equipped with Shotgun exhaust. Installation requires separate purchase of 3.25" End Caps and Muffler Clamps P/N 65296-95A (Qty 2). All models require ECM calibration for proper installation. '17 models require recalibration with Screamin' Eagle Pro Street Tuner (sold separately).

F. SCREAMIN' EAGLE STREET CANNON SLIP-ON MUFFLERS - SOFTAIL SHORTY DUAL

These 3.25" street compliant high-flow mufflers have been specifically tuned to deliver an aggressive exhaust note and improved performance while preserving the peace with your neighbors. Available in your choice of rich chrome or heat resistant jet black ceramic finish. The Jet Black mufflers include Screamin' Eagle muffler shields. Complete the look with your choice of 3.25" endcaps (sold separately). 50-State U.S. EPA compliant.

64900343 Jet Black w/ Muffler Shields. Fits '07-'17 FLSTC and FXSB models equipped with Staggered Shorty Dual exhaust. Installation requires separate purchase of 3.25" End Caps and Muffler Clamps P/N 65296-95A (Qty 2). All models require ECM calibration for proper installation. '17 models require recalibration with Screamin' Eagle Pro Street Tuner (sold separately).

G. MUFFLER END CAPS - 3.25"

These easy-to-install caps allow you to finish your 3.25" Screamin' Eagle mufflers your way. Sold in pairs. Installation hardware included.

Fits '14-'22 XL and '07-'17 Softail® models equipped with Screamin' Eagle 3.25" Street Cannon Mufflers.

65100044 Chrome - Slash Up/Down/Out.

65100063 Jet Black - Slash Up/Down/Out.

Street legal and/or street compliant statements refer to product meeting 50-State emissions and noise standards in the United States.

The street legal and/or street compliant statements may not apply to markets outside of the United States.

Street legal and/or street compliant statements refer to product meeting 50-State emissions and noise standards in the United States.

The street legal and/or street compliant statements may not apply to markets outside of the United States.

380 SCREAMIN' EAGLE®

Twin Cam Stage I Upgrade

A. JET BLACK EXHAUST SHIELD KIT – DYNA® SHORTY DUAL

Extend the custom look along the bike's entire profile. These formed steel exhaust shields are available in a unique jet black ceramic finish that complements jet black Screamin' Eagle® Street Performance Slip-On Mufflers. This exhaust shield kit has survived stringent Harley-Davidson testing for durability and corrosion resistance. Manufactured to Original Equipment standards for exact fit, the easy-to-install kit includes front and rear head pipe shields.

80821-10 \$161.95
Fits '06-'10 FXD, '06-'17 FXDB, '06-'14 FXDC, '06-'13 FXDL and '06-'08 FXDWG models with shorty dual exhaust.



A. JET BLACK EXHAUST SHIELD KIT



B. JET BLACK EXHAUST SHIELD KIT – DYNA STAGGERED DUAL

B. JET BLACK EXHAUST SHIELD KIT – DYNA STAGGERED DUAL

Add a custom touch to your ride. These formed steel exhaust shields are available in a tough jet black ceramic that looks just right when paired with jet black Screamin' Eagle Street Performance Slip-On Mufflers. The jet-black coating adds a sinister look to your bike's profile. The slotted "Tommy gun" cutouts expose the head pipe for a raw, rebellious attitude. Manufactured to Original Equipment standards for exact fit, this easy-to-install kit includes front and rear head pipe shields.

65247-09
Fits '08-'17 FXDF and '10-'17 FXDWG models with forward controls.

C. SCREAMIN' EAGLE® SLASH CUT MUFFLER SHIELDS – SATIN BLACK

Shaped to mirror the slash down profile of available muffler end caps, this set of rich satin black Muffler Shields is the perfect complement to your blacked-out exhaust system. The rear shield features a subtle laser-etched Screamin' Eagle script. Easy-to-install kit includes front and rear shields and black mounting hardware.

65400405 Satin Black.
Fits '07-'22 XL, '07-'17 Dyna® (except '08-'17 FLD, FXDF, FXDL, FXDLS and '10-'17 FXDWG) and '07-'17 Softail® models equipped with Screamin' Eagle Street Performance mufflers.



C. SCREAMIN' EAGLE SLASH CUT MUFFLER SHIELDS – SATIN BLACK



D. SCREAMIN' EAGLE SLASH CUT MUFFLER SHIELDS – CHROME

D. SCREAMIN' EAGLE SLASH CUT MUFFLER SHIELDS – CHROME

Styled to complement the ballistic inlet shape of the Screamin' Eagle Street Performance Slip-On Mufflers. The slash-cut rear shield features a laser-etched Screamin' Eagle signature script. Easy-to-install kit includes front and rear shields and mounting hardware.

65400464 Chrome.
Fits '07-'22 XL, '07-'17 Dyna (except '08-'17 FLD, FXDF, FXDL, FXDLS and '10-'17 FXDWG) and '07-'17 Softail models equipped with Screamin' Eagle Street Performance Mufflers.

E. JET BLACK EXHAUST SHIELD KIT – TOURING

Available for 2-into-1 and 2-into-2 exhaust systems, these formed steel exhaust shields feature a unique jet black ceramic coating that complements the jet black Screamin' Eagle Street Cannon Slip-On Mufflers. The jet black coating maintains its uniform black finish and has survived stringent Harley-Davidson testing for durability and corrosion resistance. Manufactured to Original Equipment standards for exacting fit, the easy-to-install kit includes front and rear head pipe shields.

64981-09
Fits '09-'16 Touring and Trike models (except '10 FLHX and FLTRX).



E. JET BLACK EXHAUST SHIELD KIT – TOURING

Street legal and/or street compliant statements refer to product meeting 50-State emissions and noise standards in the United States.

The street legal and/or street compliant statements may not apply to markets outside of the United States.



F. SCREAMIN' EAGLE STREET CANNON PERFORMANCE MUFFLERS – CHROME (SHOWN WITH BILLET TAPERED SLASH END CAPS)



F. SCREAMIN' EAGLE STREET CANNON PERFORMANCE MUFFLERS – JET BLACK (SHOWN WITH BLUNT REVOLVER END CAPS)



G. MUFFLER END CAPS – 4"



H. SHORT SLASH UP/DOWN/OUT – 4" MUFFLER END CAPS



I. MUFFLER BRACKET COVER KIT – CHROME

SCREAMIN' EAGLE® 381

Twin Cam Stage I Upgrade

F. SCREAMIN' EAGLE® STREET CANNON PERFORMANCE SLIP-ON MUFFLERS – 4.0"

Cue the orchestra. We tuned these mufflers to provide an exhaust note with some extra deep bass. You get the rumble you want and enhance that famous Harley sound, while preserving the peace with your neighbors. The tuned baffles work with the large internal volume to strike the perfect balance required to deliver performance that you can feel in your gut. The large 4.0" diameter Street Cannons provide free flow of exhaust gases with just the right amount of back pressure for a smooth-running ride. The die-cast Screamin' Eagle® medallion adds a rich touch to your bike's profile and a large selection of end cap designs are available (sold separately) to provide the perfect finishing touch. 50-State U.S. EPA compliant.

Fits '09-'16 Touring and '09-later Trike models (except CVO™ models and '10 FLHX and FLTRX models). Installation requires separate purchase of 4" end caps and Muffler Clamps P/N 65296-95A (Qty 2). All models require ECM calibration for proper installation. '17-later Trike models require recalibration with Screamin' Eagle Pro Street Tuner (sold separately).

64900186B Chrome.
64900187B Jet Black.

G. MUFFLER END CAPS – 4"

These End Cap Kits allow you to personalize your Screamin' Eagle Street Performance Touring Mufflers. Available in your choice of styles, these easy-to-install caps are dressed with the same finish as the mufflers and exhaust shields for a consistent look front to back. Sold in pairs, the kit includes all required mounting hardware.

Fits '09-'16 Touring and '09-later Trike models equipped with Screamin' Eagle Street Cannon 4" End Cap Mufflers. Does not fit 4" CVO Touring mufflers.

65100016 Revolver.
65100019 Slash Up/Down/Out.
65100017 Fishtail.
80611-09 Blunt Revolver.

H. SHORT SLASH UP/DOWN/OUT 4" MUFFLER END CAPS

These End Cap Kits allow you to personalize your Screamin' Eagle Street Performance Touring Mufflers. The Short Slash Up/Down/Out End Caps are 2" shorter than our traditional Slash Cut End Caps, and keep the mufflers tucked in close to the saddlebag or Trike model rear valance for a clean custom look. Sold in pairs, the kit includes all required mounting hardware.

65100062
Fits '09-'16 Touring and '09-later Trike models equipped with Screamin' Eagle Street Cannon 4" End Cap Mufflers. Does not fit 4" CVO™ Touring mufflers.

I. MUFFLER BRACKET COVER KIT

Stamped-steel cover conceals the Original Equipment exhaust brackets. Contoured for a custom fit, these easy-to-install covers add a distinctive finishing touch. Available in mirror-chrome or black finish to match your customizing style (sold in pairs).

80716-08 Chrome.
Fits '97-'13 Touring models. Fits Screamin' Eagle Street Performance Touring 4" Mufflers (except P/N 64900093 and 64900091). Does not fit with Fishtail 4.0" Muffler End Cap P/N 65100017. Does not fit with Screamin' Eagle 3.5" Mufflers.

NOTE: There is no warranty on exhaust pipes and mufflers with regard to any discoloration. Blueing is caused by tuning characteristics, cam timing, carburetor jetting, over-heating, etc. and is not caused by defective manufacturing.

Street legal and/or street compliant statements refer to product meeting 50-State emissions and noise standards in the United States.

The street legal and/or street compliant statements may not apply to markets outside of the United States.

TWIN CAM STAGE II UPGRADE

Camshafts are a fundamental ingredient in the performance recipe, because they control the timing and duration of all major engine events. They are the primary means by which you can tune your engine's horsepower and torque output. Every cam has unique lift and overlap performance characteristics, which means you need to select cams based on exactly the kind of power you're looking for.



A. SCREAMIN' EAGLE® TWIN CAM PERFORMANCE CAMS

Kits include front and rear cams. Splined rear cam is included for exceptional load handling capability. Gaskets and bearings not included. Cam Installation Kit P/N 17045-99C (sold separately) includes all required gaskets, bearings and seals for proper installation. Dealer installation is recommended and special tools are required for proper installation.

SE-255 CAM KIT

The ultimate in torque cams, this cam offers substantial increase in low end torque for engines up to 110 cubic inches with compression ratios up to 10 to 1. The low end torque increases are great for heavy bikes or for the person who routinely shifts below 4500 RPM and wants the power available to pass without downshifting. The cam still makes peak power above 5000 RPM so people with lighter bikes will enjoy the torque increases without feeling like the bike runs out of air at higher engine speeds. 50-State U.S. EPA compliant.

25638-07

For use on '09-'13 Dyna®, Softail®, and '09-'13 Touring and Trike models with 103CI and 110CI engines. All models require ECM calibration for proper installation. Labor cost not included. See Dealer for details.

SE-259E CAM KIT

Developed specifically for big displacement Twin Cam engines, this cam has a modern lobe design that allows for higher valve lifts for a given duration. A high-lift version of the SE-211 camshaft, this cam works great with 103-cubic-inch and larger engines with free-flowing intake and exhaust. It can be used with stock heads (updated with race springs) and high-compression pistons for even more torque than a SE-211 cam or can be coupled with any of the performance heads to realize the full power potential. 50-State U.S. EPA compliant.

25482-10

For use on '11-'15 103CI and 110CI Touring and Trike models. Installation requires separate purchase of Performance Valve Spring Kit P/N 18013-03A. All models require ECM calibration for proper installation. Labor cost not included. See Dealer for details.

SE-585 CAM KIT

This cam is a great match for riders of heavy Touring bikes looking for big torque at the low end. Just a quick downshift to fourth gear results in an effortless pass of that slow-moving tractor-trailer ahead of you. This cam provides an early hit of torque at the low end of the RPM spectrum. A unique combination of lift, cam lobe duration and an enhanced cam profile ramp provides a performance boost you can feel. The cam's QRD (Quiet Ramp Design) delivers high torque throughout the RPM range while reducing valve train noise. 50-State U.S. EPA compliant.

25400117

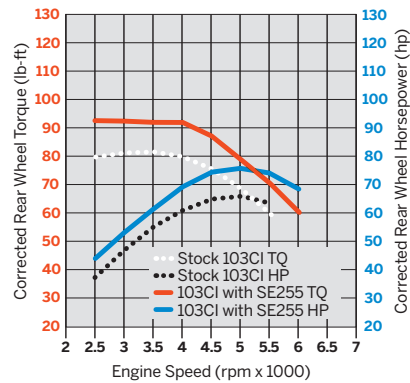
For use on '14-'16 Touring models with the use of a 58mm Throttle Body. Also fits '14-'16 CVO™ Touring models with or without the use of a 58mm Throttle Body. Does not fit Trike models. Installation requires separate purchase of Performance Valve Spring Kit P/N 18013-03A. All models require ECM calibration for proper installation. Labor cost not included. See Dealer for details.

NOTE: Separate purchase of Cam Drive Retention Kit P/N 25566-06 and Cam Spacer Kit P/N 25928-06 may be required. These kits contain five different spacers to achieve proper sprocket alignment. Individual spacers can be purchased separately.

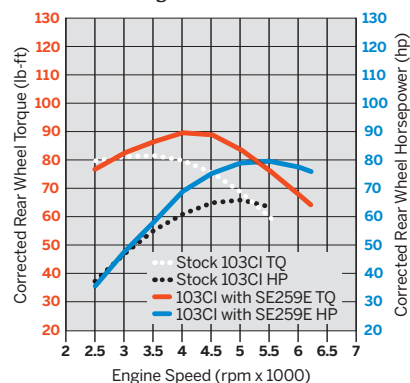
Street legal and/or street compliant statements refer to product meeting 50-State emissions and noise standards in the United States.

The street legal and/or street compliant statements may not apply to markets outside of the United States.

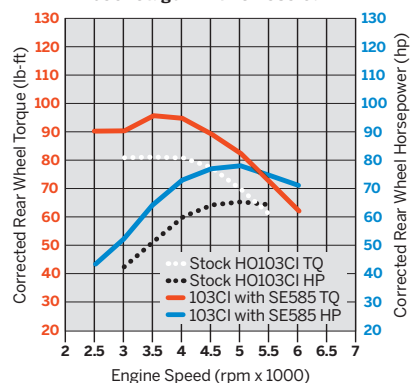
Twin Cam 103CI Stock vs. 103CI Stage II with SE-255 Cam



Twin Cam 103CI Stock vs. 103CI Stage II with SE-259E Cam



Twin Cam HO103CI Stock vs. 103CI Stage II with SE-585 Cam



B. SCREAMIN' EAGLE PREMIUM TAPERED QUICK-INSTALL ADJUSTABLE PUSHRODS – CHROME COVERS



C. SCREAMIN' EAGLE HIGH-CAPACITY TAPPETS



E. PUSHROD COVER KIT – GLOSS BLACK



B. SCREAMIN' EAGLE PREMIUM TAPERED QUICK-INSTALL ADJUSTABLE PUSHRODS – GLOSS BLACK COVERS



D. SCREAMIN' EAGLE PERFORMANCE VALVE SPRING KIT



F. PUSHROD TUBE COLLARS – GLOSS BLACK

Twin Cam Stage II Upgrade

B. SCREAMIN' EAGLE® PREMIUM TAPERED QUICK-INSTALL ADJUSTABLE PUSHRODS

These premium pushrods are tapered for enhanced clearance at the cylinder head, allowing the use of higher lift cams. The one-piece chrome moly tube adds rigidity and durability and the threaded adjustment feature provides easy cam installation without removing the cylinder heads or rocker boxes. To simplify adjustment, the tube features six flats, with one flat marked with a large dot for tracking the adjustment. The threaded rod features 4 flats to reduce wrench swing. Each pushrod features the Screamin' Eagle® logo and is marked for "Intake" or "Exhaust." Kit includes 4 pushrods and required pushrod tubes.

Fits '99-'17 Twin Cam-equipped models.

17900032 With Gloss Black Covers.

18404-08 With Chrome Covers.

C. SCREAMIN' EAGLE HIGH-CAPACITY TAPPETS

Screamin' Eagle Tappets feature large high-capacity needles in the roller bearing assembly to improve reliability when operating with high-lift cams, high-pressure valve springs and in high-RPM applications. The 25% larger needle bearings increase the dynamic load rating by approximately 20% when compared to the Original Equipment Twin Cam tappets. The unique design delivers superior tappet life in performance applications. Set of 4.

18572-13

Fits '17-later Milwaukee-Eight® Engine equipped models, '00-'22 XL and XR models and '99-'17 Twin Cam-equipped models.

D. SCREAMIN' EAGLE PERFORMANCE VALVE SPRING KIT*

This performance beehive-shaped Valve Spring Kit will permit the Sportster® engine to rev to 7000 RPM. The unique ovate wire yields increased performance from a compact spring design. The installed spring pressure is increased to 208 lbs and allows a maximum lift of .590". Complete kit includes springs, upper collars and keepers and lower collars with integral valve seals.

18013-03A

Fits '04-'22 XL, XR and '05-'17 Twin Cam-equipped models. Does not fit FXDLS, FLSS, FLSTFBS or Screamin' Eagle Performance Heads with .3125" diameter valves.

E. PUSHROD COVER KIT – GLOSS BLACK

Complete the Dark Custom look. These covers replace existing chrome covers to give your bike a blacked-out appearance down to the smallest detail. Pushrod covers are finished in gloss black and the kit includes four bottom cover tubes and the four upper clips. Installation retains the Original Equipment chrome short center tube to create a high-contrast accent. Cover Kit can be installed on engines already equipped with Adjustable Pushrods or can be installed by removing rocker box covers, rocker arms and non-adjustable pushrods. Consult your dealer or service manual for installation.

17900033 Covers Only.

Fits '99-'17 Twin Cam-equipped models. Requires prior installation of Adjustable Pushrods or removal of rocker box covers, rocker arms and fixed-length pushrods.

F. PUSHROD TUBE COLLARS – GLOSS BLACK

Manufactured from Original Equipment components for perfect fit and function, these Pushrod Collars complete your Twin Cam engine's conversion to the total blacked-out look. Covers replace the chrome-finished factory covers, and fit with stock or Screamin' Eagle Quick-Install Pushrods.

17900076

Fits '84-'00 Evolution® 1340 and '99-'17 Twin Cam-equipped models. Installation requires use of Adjustable Pushrods or removal of rocker box covers, rocker arms and fixed-length pushrods.

***CAUTION:** Proper valve spring to rocker cover clearance must always be verified during installation of Screamin' Eagle Valve Spring Kits. Failure to have adequate clearance may result in engine damage.

Street legal and/or street compliant statements refer to product meeting 50-State emissions and noise standards in the United States.

The street legal and/or street compliant statements may not apply to markets outside of the United States.

384 SCREAMIN' EAGLE®

Twin Cam Stage II Upgrade

A. SCREAMIN' EAGLE® BILLET CAM SUPPORT PLATE WITH HIGH-VOLUME OIL PUMP

A great upgrade for any performance motor. The Billet Cam Support Plate is manufactured from billet aluminum with pressed-in bronze bushings and is pre-assembled with the crankshaft bushing and oil pressure relief valve. Aluminum is specified at 6061 billet plate, heat-treated to T6 specifications with a surface-hardened anodized finish to provide superior strength, rigidity and durability. CNC-precision machining ensures precise dimensions and constant material thickness across the plate, enabling perfect alignment of cams and chains. Cam bushings are made from 660 bronze materials to provide enhanced wear resistance and to stand up to increased loads from the high lift cams common in large displacement motors. The improved Screamin' Eagle® high-flow oil pump provides higher pressure when the oil is hot to keep pressure drops to a minimum and increases the oil supply by 16% and the scavenging by 29% over the '06-'17 Original Equipment oil pump.

25282-11

Fits '06-'17 Dyna® and '07-'17 Softail®, and '07-'16 Touring and Trike models. Installation requires separate purchase of Cam Service Kit P/N 17045-99D and Drive Gear Retention Kit P/N 25566-06.



A. SCREAMIN' EAGLE BILLET CAM SUPPORT PLATE WITH HIGH-VOLUME OIL PUMP

B. SCREAMIN' EAGLE HYDRAULIC CAM CHAIN TENSIONER AND HIGH-FLOW OIL PUMP UPGRADE KIT

This kit updates the cam chain tensioner of your Twin Cam 88® engine to the latest design, as featured on the Twin Cam 96™ engine. The billet cam support plate has been designed to allow the installation of the Twin Cam 96 hydraulic cam chain tensioner to Twin Cam 88-equipped models. These Hydraulic Cam Chain Tensioners will significantly outlast the spring-loaded tensioners and are an ideal addition to an engine modified for improved performance. In addition, '02-'06 models utilize a Twin Cam 96 single row front roller chain and sprocket (included in kit). '99-'01 models use Original Equipment front silent chain and sprocket to retain the cam position sensor function. The kit includes an improved Screamin' Eagle High-Flow Oil Pump that provides increased oil pressure at high operating temperatures. This kit increases the oil supply by 23% and scavenging by 50% when compared to the '99-'05 Original Equipment oil pump and reduces operating temperature of bearings to improve bearing life.

25284-11

Fits '99-'05 Dyna, '00-'06 Softail and '99-'06 Touring models. Installation requires separate purchase of Spacer Kit P/N 25285-08, Cam Service Kit P/N 17045-99D and Drive Gear Retention Kit P/N 25566-06.



B. SCREAMIN' EAGLE HYDRAULIC CAM CHAIN TENSIONER AND HIGH-FLOW OIL PUMP UPGRADE KIT

C. SCREAMIN' EAGLE HIGH-PERFORMANCE INNER CAM BEARINGS

High-performance Inner Cam Bearings are a smart upgrade when installing high-lift cams in a race bike. These bearings provide increased load capacity and extend the engine life in extreme racing conditions. Kit includes two bearings required to complete one Twin Cam engine.

24017-10

Fits '99-'05 Dyna, '00-'06 Softail and '99-'06 Touring models.

24018-10

Fits '06-'17 Dyna, '07-'17 Softail and '07-'16 Touring and Trike models.



New Pump Rotor

Original Pump Rotor

HIGH VOLUME OIL PUMP COMPARISON

C. SCREAMIN' EAGLE HIGH-PERFORMANCE INNER CAM BEARINGS


Street legal and/or street compliant statements refer to product meeting 50-State emissions and noise standards in the United States.

The street legal and/or street compliant statements may not apply to markets outside of the United States.

SCREAMIN' EAGLE® 385

STAGE III & IV UPGRADES

Screamin' Eagle® Stage Kits offer complete street-compliant performance configurations engineered to help you generate specific torque and horsepower gains. Eliminating all the guesswork and trial-and-error testing normally associated with engine modifications, Stage Kits include everything you need to enhance your bike's performance, including big-bore cylinders, high-compression pistons, performance cams and high-flow air cleaners.



BOLT-ON TWIN CAM 10 BIG BORE STAGE KITS

HIGH-STRENGTH CYLINDER LINERS ARE MACHINED TO SLIP INTO THE STOCK CASE OPENING




FEATURES

BOLT-ON BIG BORE CYLINDERS

In the past, the only way to increase the bore of your 103- or 110-cubic-inch Twin Cam V-Twin motor was to tear down the motor and re-bore the engine cases to fit larger bore cylinder spigots. It was a labor-intensive and expensive process. The Screamin' Eagle team has engineered a 4" Big Bore Cylinder and Piston package that increase the internal bore from 3-7/8" to 4", without increasing the outside diameter of the cylinder spigot. The cylinder slips into the existing case bore without modification.

Street legal and/or street compliant statements refer to product meeting 50-State emissions and noise standards in the United States.

The street legal and/or street compliant statements may not apply to markets outside of the United States.



CAST ALUMINUM CYLINDER

CAST-IN-PLACE HIGH-STRENGTH STEEL LINER

STEEL LINER FEATURES TENSILE STRENGTH OF 120,000 PSI - 3 TIMES STRONGER THAN CAST IRON SLEEVES

MACHINED SPIGOT

SCREAMIN' EAGLE

386 SCREAMIN' EAGLE®

Twin Cam Stage III Upgrade

STAGE III

SCREAMIN' EAGLE® TWIN CAM HIGH-COMPRESSION KIT WITH CAMS – 103CI TO 103CI

Give your Touring bike the kick it needs to pass a road-hogging RV on a long uphill climb. This street compliant Stage III "in-a-box" kit includes the system-matched components you need to build a performance Twin Cam engine with torque and horsepower characteristics you can use – every day. Designed for use with stock cylinder heads, this kit produces big torque gains at lower RPM while maintaining your factory warranty. This street-performance engine has the potential to produce 88hp and 100 lb-ft of torque with the stock cylinder heads. 50-State U.S. EPA compliant.

Kit includes:

- Forged 10.5:1 High Compression Pistons and Rings
- SE-585 Cams
- High Performance Valve Springs
- Perfect-Fit Pushrods
- Top End Gasket Kit
- Heavy Duty Clutch Spring

92500028

Fits '14-'16 Touring models. Does not fit Trike or models with Twin-Cooled™ engines. Requires separate purchase of outer Primary Cover Gasket. Installation requires separate purchase of Cam Drive Retention Kit P/N 25566-06. May require Cam Spacer Kit P/N 25928-06. All models require ECM calibration for proper installation.

NOTICE: Installation of automatic or manual compression releases on large displacement engines is highly recommended.

When installed by an authorized Harley-Davidson® Dealer within 60 days of the vehicle purchase, compliant kits do not impact the vehicle's limited warranty.



STAGE III

SCREAMIN' EAGLE® 387

Twin Cam Stage III Upgrade

SCREAMIN' EAGLE® TWIN CAM STAGE III KIT – 103CI TO 110CI

Build a fast, reliable 110-cubic-inch Twin Cam hauler without having to remove the motor from the chassis. This Stage III Street Performance Kit combines system-matched Screamin' Eagle® big bore cylinders, high-compression pistons and performance cams and valve train components with the Original Equipment cylinder heads for a cost-effective boost in torque and performance. The exclusive bolt-on 4.0" cylinders are engineered with high-strength slim-wall spigots that slip into the factory crank case without any additional machining. The 4" flat top pistons team with the stock cylinder heads to produce a performance-enhancing 10.2:1 compression ratio (10.4:1 on Twin-Cooled™ equipped models), and the high-lift SE-585 cam produces a boost in torque throughout the RPM range. 50-State U.S. EPA compliant.

Kit includes:

- Screamin' Eagle 4.0" Bolt-On Cylinders
- Forged 10.2:1 Compression Pistons and Rings
- SE-585 Cams
- High Performance Valve Springs
- Perfect-Fit Pushrods
- Screamin' Eagle High-Capacity Roller Tappets
- Top End and Cam Cover Gaskets
- Heavy Duty Clutch Spring

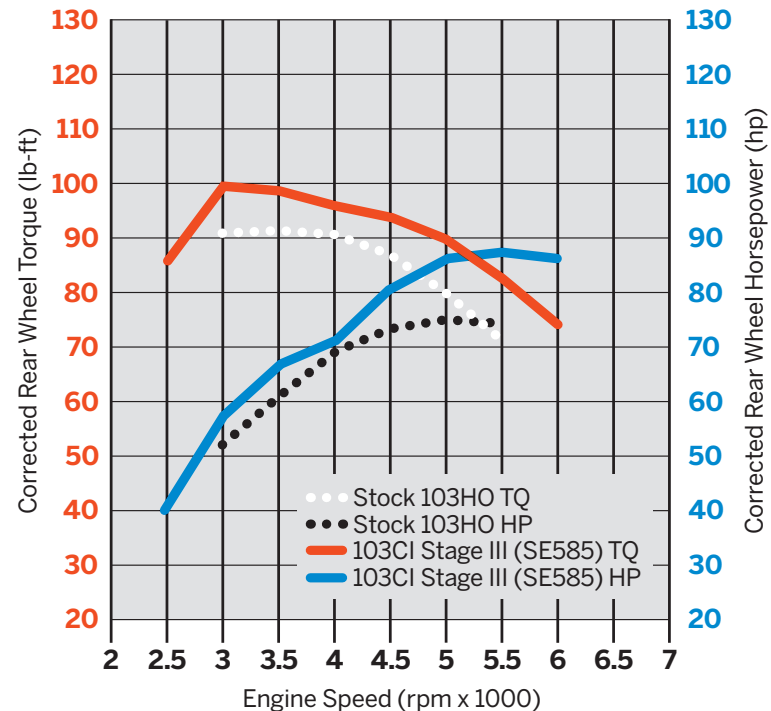
92500035 Black Highlighted.

Fits '16-'17 Softail® and '14-'16 Touring models. Does not fit Trike models, FLSS, FLSTFB, CVO™ 110 models or models with engine cases that have been machined to accept large-bore cylinders. Requires separate purchase of Cam Drive Retention Kit P/N 25566-06. Cam Spacer Kit P/N 25928-06 is recommended. Twin-Cooled models require separate purchase of model-specific head gaskets. All models require recalibration with Screamin' Eagle Pro Street Tuner (sold separately).

When installed by an authorized Harley-Davidson® Dealer within 60 days of the vehicle purchase, compliant kits do not impact the vehicle's limited warranty.



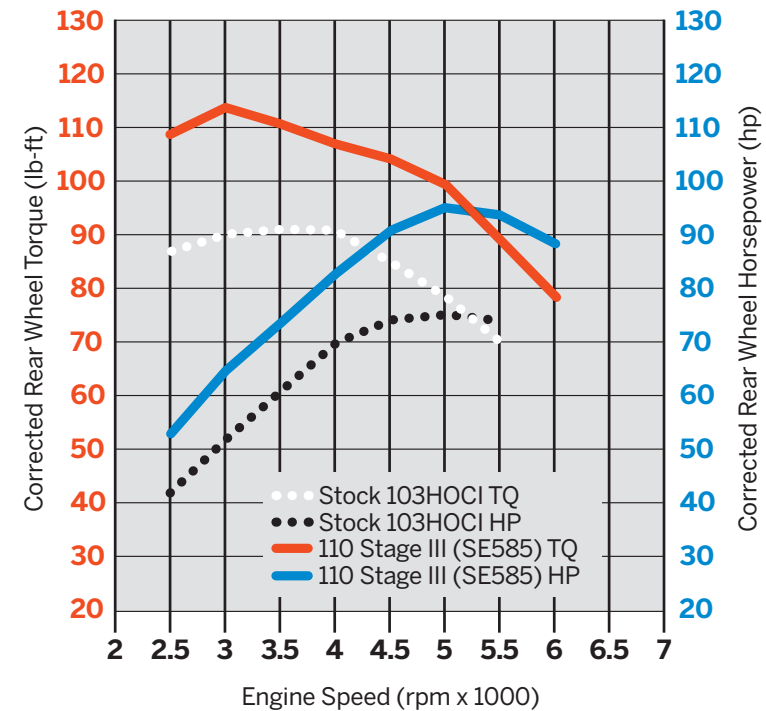
Twin Cam 103HO Stock vs. 103CI High Compression Kits with Cams & Street Cannon Mufflers



Street legal and/or street compliant statements refer to product meeting 50-State emissions and noise standards in the United States.

The street legal and/or street compliant statements may not apply to markets outside of the United States.

Twin Cam 103HO Stock vs. 103 to 110CI Stage III with SE CVO Mufflers



Street legal and/or street compliant statements refer to product meeting 50-State emissions and noise standards in the United States.

The street legal and/or street compliant statements may not apply to markets outside of the United States.

388 SCREAMIN' EAGLE®

Twin Cam Stage III Upgrade

STAGE III



SCREAMIN' EAGLE® TWIN CAM CONVERSION KIT WITH CAMS – 96CI TO 103CI

The Stage II Big Bore Kit provides the parts you need to increase the horsepower of your EFI-equipped model. The kit increases the displacement of your Twin Cam-equipped model from 96 cubic inches (1584cc) to 103 cubic inches (1690cc). 50-State U.S. EPA compliant. California kits are street compliant on California pollution controlled vehicles when used with Original Equipment mufflers.

Kit includes:
 Big Bore Cylinders
 Big Bore Flat Top Pistons and Rings
 SE-255 Cams
 High-Flow Air Cleaner Kit with One-Piece Back Plate
 Top End Gasket Kit
 Heavy Duty Clutch Spring

27543-08 Black Highlighted.
 Fits '10-'11 Softail® models equipped with a Twin Cam 96™ engine. Also fits '08-'09 California Softail models. Installation requires separate purchase of Primary Cover Gasket, Cam Drive Retention Kit P/N 25566-06, Cam Spacer Kit P/N 25928-06 is recommended. All models require ECM calibration for proper installation.

27557-08 Black Highlighted.
 Fits '10-'11 Touring models equipped with Twin Cam 96 engine. Also fits '08-'09 California Touring models, '10 FLHX and FLTRX models require separate purchase of 2-into-2 Head Pipe and mufflers. Installation requires separate purchase of Primary Cover Gasket, Cam Drive Retention Kit P/N 25566-06, Cam Spacer Kit P/N 25928-06 is recommended. All models require ECM calibration for proper installation.

27564-09A Black Highlighted.
 Fits 49-state '09 Touring models. Kit includes catalyst head pipe. Does not fit Trike models. Not street compliant in California. Installation requires separate purchase of Primary Cover Gasket, Cam Drive Retention Kit P/N 25566-06, Cam Spacer Kit P/N 25928-06 is recommended. All models require ECM calibration for proper installation.

NOTICE: Installation of automatic or manual compression releases on large displacement engines is highly recommended.

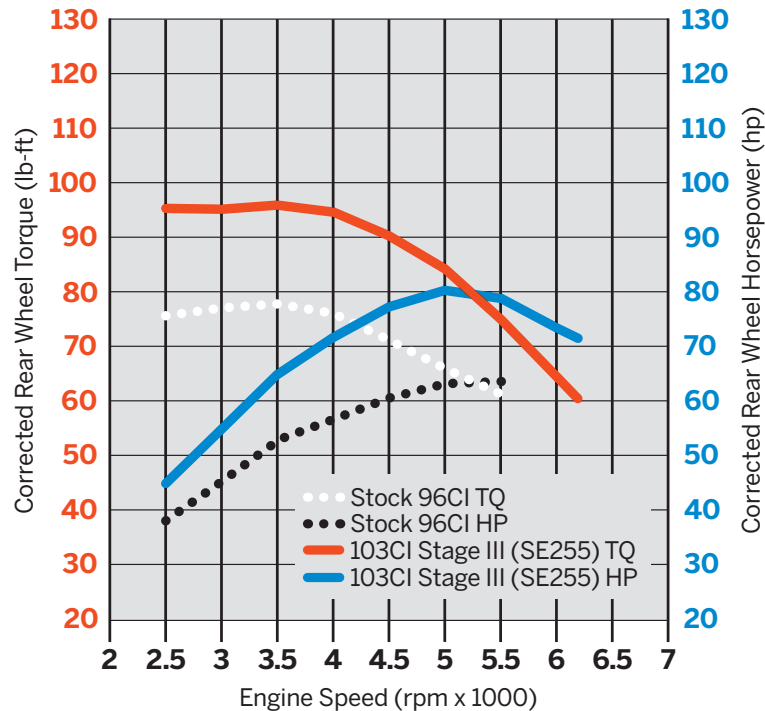
NOTICE: Installation of a California performance kit onto a 49-state model motorcycle or a 49-state performance kit onto a California model motorcycle will void manufacturer's warranty, as it will not result in a street compliant configuration.

When installed by an authorized Harley-Davidson® Dealer within 60 days of the vehicle purchase, compliant kits do not impact the vehicle's limited warranty.

Street legal and/or street compliant statements refer to product meeting 50-State emissions and noise standards in the United States.

The street legal and/or street compliant statements may not apply to markets outside of the United States.

Twin Cam 96 Stock vs. 96 to 103CI Conversion with Street Use Exhaust



Street legal and/or street compliant statements refer to product meeting 50-State emissions and noise standards in the United States.

The street legal and/or street compliant statements may not apply to markets outside of the United States.

STAGE III



SCREAMIN' EAGLE® 389

Twin Cam Stage III Upgrade

SCREAMIN' EAGLE® TWIN CAM CONVERSION KIT – 96CI TO 103CI

This Big Bore Kit lets you increase the displacement of your Twin Cam 96™ engine-equipped model from 96 cubic inches (1584cc) to 103 cubic inches (1690cc). A high-performance clutch spring is included to provide the additional clutch capacity required by the extra torque. 50-State U.S. EPA Compliant.

Kit includes:
 Big Bore Cylinders
 Big Bore Flat Top Pistons and Rings
 High-Flow Air Cleaner with One-Piece Back Plate
 Top End Gasket Kit
 Heavy Duty Clutch Spring

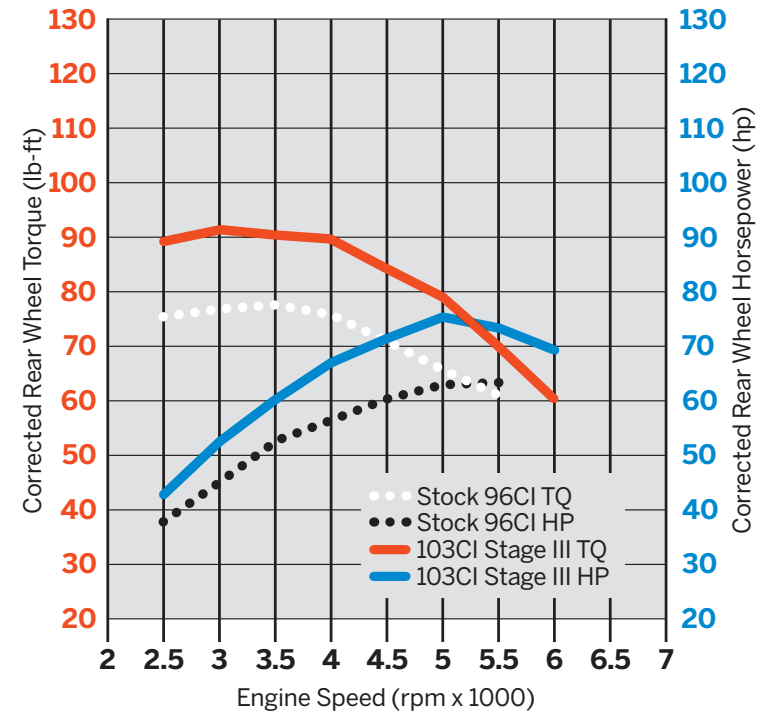
29903-07A Black Highlighted.
 Fits all '07 Twin Cam and '08-'11 Softail® models equipped with a Twin Cam 96™ engine. Installation requires separate purchase of Primary Cover Gasket, Cam Drive Retention Kit P/N 25566-06, Cam Spacer Kit P/N 25928-06 is recommended. All models require ECM calibration for proper installation.

27539-08A Black Highlighted (not shown).
 Fits '08-'11 Touring models equipped with a Twin Cam 96 engine. Installation requires separate purchase of Primary Cover Gasket, Cam Drive Retention Kit P/N 25566-06, Cam Spacer Kit P/N 25928-06 is recommended. All models require ECM calibration for proper installation.

NOTICE: Installation of automatic or manual compression releases on large displacement engines is highly recommended.

When installed by an authorized Harley-Davidson® Dealer within 60 days of the vehicle purchase, compliant kits do not impact the vehicle's limited warranty.

Twin Cam 96 Stock vs. 96 to 103CI Conversion



Street legal and/or street compliant statements refer to product meeting 50-State emissions and noise standards in the United States.

The street legal and/or street compliant statements may not apply to markets outside of the United States.

390 SCREAMIN' EAGLE®

Twin Cam Stage IV Upgrade

STAGE IV

SCREAMIN' EAGLE® TWIN CAM TIRE SHREDDER KIT – 103CI TO 110CI

This comprehensive kit provides a complete package of matched components that allow you to build a high-performance 110CI Twin Cam without voiding the factory warranty. The unique Screamin' Eagle® 4.0" big bore cylinders are engineered to slip into the engine cases without case machining or modification, so the engine stays in the chassis during the build. 50-State U.S. EPA compliant.

Kit includes:

- Screamin' Eagle 4.0" Bolt-On Cylinders
- Forged 10.2:1 High Compression Pistons and Rings
- Screamin' Eagle 58mm Throttle Body
- High Flow Fuel Injectors (5.3 g/s)
- Screamin' Eagle CNC-Ported Cylinder Heads
- SE-259E Cams
- Perfect-Fit Pushrods
- Screamin' Eagle High-Capacity Roller Tappets
- Top End and Cam Cover Gaskets
- Heavy Duty Clutch Spring

92500038

Fits '14-'16 Touring models. Does not fit Twin-Cooled™ equipped models. Does not fit Trike models, CVO™ 110 models or models with engine cases that have been machined to accept large-bore cylinders. Requires separate purchase of accessory 58mm air cleaner and Cam Drive Retention Kit P/N 25566-06. Cam Spacer Kit P/N 25928-06 is recommended. All models require recalibration with Screamin' Eagle Pro Street Tuner (sold separately).

When installed by an authorized Harley-Davidson® Dealer within 60 days of the vehicle purchase, compliant kits do not impact the vehicle's limited warranty.



STAGE IV

SCREAMIN' EAGLE® 391

Twin Cam Stage IV Upgrade

SCREAMIN' EAGLE® TWIN CAM CONVERSION KIT – 103CI TO 110CI

Bring your Twin Cam motorcycle up to the same 110-cubic-inch displacement and power output as the CVO™ Screamin' Eagle® models without expensive machining or removing the engine from the chassis. This street compliant kit combines the proven SE-255 cams and cylinder heads of the CVO model with exclusive Screamin' Eagle bolt-on 4.0" cylinders and system-matched pistons to deliver high torque and reliable everyday performance. The automatic compression release-equipped cylinder heads and the flat top forged pistons combine to develop a 9.3:1 compression ratio for easy starting, and the Screamin' Eagle lifters ensure quiet reliable valve train operation. 50-State U.S. EPA compliant.

Kit includes:

- Screamin' Eagle 4.0" Bolt-On Cylinders
- Forged 9.3:1 Compression Pistons and Rings
- CVO 110 Cylinder Heads
- SE-255 Cams
- High-Capacity Roller Tappets
- Top End and Cam Cover Gaskets
- Heavy Duty Clutch Spring
- Cam Spacer Kit P/N 25928-06 is recommended

92500031 Black Highlighted.

Fits '10-'16 Touring models (except '14-'16 models with Twin-Cooled™ engines). Does not fit Trike models, CVO 110 models, or models with engine cases that have been machined to accept large bore cylinders. Requires separate purchase of Screamin' Eagle high-flow air cleaner. '10 FLHX and FLTRX models require separate purchase of 2-into-2 Head Pipe Kit and Mufflers. '11-'16 Touring models require installation of CVO Mufflers P/N 64768-09A and 64769-09A or FatShotz Muffler Kit P/N 80847-10 (sold separately). '10-'11 Touring models require ACR Harness P/N 70623-08. Installation requires separate purchase of Primary Cover Gasket. Cam Drive Retention Kit P/N 25566-06. Cam Spacer Kit P/N 25928-06 is recommended. All models require ECM calibration for proper installation.

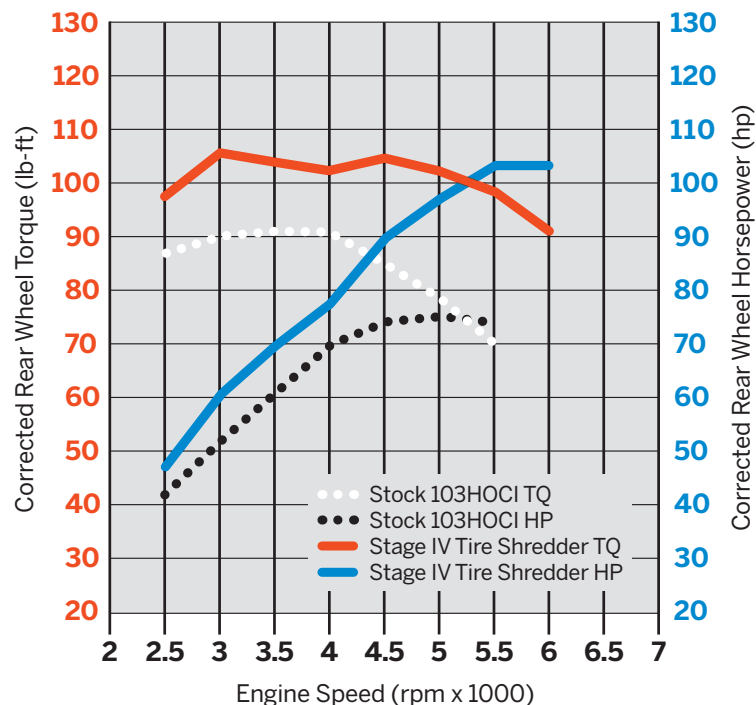
92500032 Black Highlighted. Fits '14-'16 FLHTCU, FLHTCUL, FLHTK, FLHTKL and FLTRU models with Twin-Cooled engines. Does not fit Trike models, CVO 110 models, or models with engine cases that have been machined to accept large bore cylinders. Requires separate purchase of Screamin' Eagle high-flow air cleaner. Installation requires separate purchase of Primary Cover Gasket. Cam Drive Retention Kit P/N 25566-06. Cam Spacer Kit P/N 25928-06 is recommended. All models require ECM calibration for proper installation.

92500033 Black Highlighted. Fits '11-'17 Dyna® FXD, FXDB and FXDC models equipped with Shorty Dual Exhaust. Installation requires separate purchase of Muffler P/N 64895-09 (Qty 2). Also fits 50-state '10-'17 FXDF and FXDWG models. FXDF and FXDWG models requires separate purchase of Mufflers P/N 65884-09 and 65886-09. All Dyna models require separate purchase of Screamin' Eagle high-flow cleaner. '10-'11 Dyna models require ACR Harness P/N 70623-06. Does not fit models with engine cases that have been machined to accept large-bore cylinders. Also fits 50-state '11-'17 Softail® models (except FLS, FLSS, FLSTFBS, FLSTN, FLSTSB, CVO 110 models or models with engine cases that have been machined to accept large-bore cylinders.). Requires separate purchase of Screamin' Eagle high-flow air cleaner. '11 Softail models require ACR Harness P/N 70623-11. Installation requires separate purchase of Primary Cover Gasket. Cam Drive Retention Kit P/N 25566-06. Cam Spacer Kit P/N 25928-06 is recommended. All models require ECM calibration for proper installation. '17 models require recalibration with Screamin' Eagle Pro Street Tuner (sold separately).

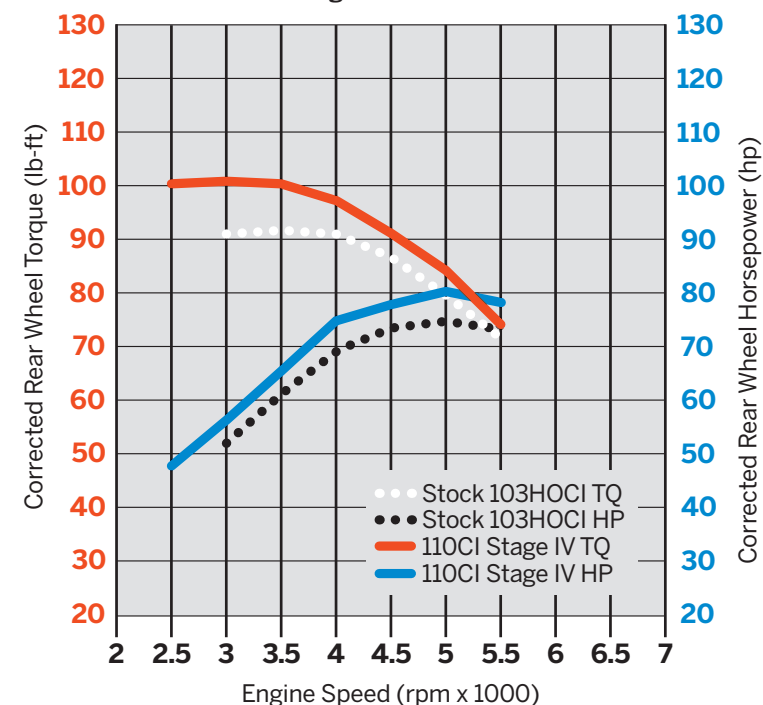
When installed by an authorized Harley-Davidson® Dealer within 60 days of the vehicle purchase, compliant kits do not impact the vehicle's limited warranty.



Twin Cam 103HO Stock vs. 103 to 110CI Tire Shredder Kit with Heavy Breather & Street Cannon Mufflers



Twin Cam 103HO Stock vs. 103 to 110CI Stage IV Conversion Kit



Street legal and/or street compliant statements refer to product meeting 50-State emissions and noise standards in the United States.

The street legal and/or street compliant statements may not apply to markets outside of the United States.

Street legal and/or street compliant statements refer to product meeting 50-State emissions and noise standards in the United States.

The street legal and/or street compliant statements may not apply to markets outside of the United States.

392 SCREAMIN' EAGLE®

Twin Cam Stage IV Upgrade

STAGE IV

SCREAMIN' EAGLE® TWIN CAM STAGE IV KIT – 103CI TO 103CI

This Street Performance kit provides the maximum horsepower output for a legal 103 Kit that will maintain the factory warranty. The Air-Cooled Street Performance Kit produces 96 hp and 105 lbs-ft of torque. The Twin-Cooled™ engine version is rated at 93 hp and 100 lbs-ft of torque. 50-State U.S. EPA compliant.

Kit includes:

- Forged 10.5:1 High Compression Pistons and Rings
- Screamin' Eagle® 58mm Throttle Body
- Screamin' Eagle CNC Ported Cylinder Heads
- SE-259E Cams
- Perfect-Fit Pushrods
- Top End Gasket Kit
- Heavy Duty Clutch Spring

92500011 Black Highlighted.
Fits '16-'17 Softail® (except FLSS, FLSTFBS and FXSE) and '10-'16 Touring models (except '14-'16 models with Twin-Cooled engines) equipped with a Twin Cam 103™ engine. Fits 49-state '10-'11 Touring models equipped with a Twin Cam 96™ engine with separate purchase of Screamin' Eagle 3-7/8" Big Bore Cylinder Kit. '10 FLHX and FLTRX requires dual exhaust. Does not fit Trike models. Installation requires separate purchase of Primary Cover Gasket. Cam Drive Retention Kit P/N 25566-06. Cam Spacer Kit P/N 25928-06 is recommended. All models require ECM calibration for proper installation. '17 models require recalibration with Screamin' Eagle Pro Street Tuner (sold separately).



6

When installed by an authorized Harley-Davidson® Dealer within 60 days of the vehicle purchase, compliant kits do not impact the vehicle's limited warranty.

STAGE IV

SCREAMIN' EAGLE® 393

Twin Cam Stage IV Upgrade

SCREAMIN' EAGLE® TWIN CAM BOLT-ON 110CI TO 117CI KIT

Turn your Original Equipment 110-cubic-inch model into a fast, reliable 117-cubic-inch Twin Cam hauler without having to remove the motor from the chassis. This Street Performance Kit combines system-matched Screamin' Eagle® big bore cylinders, forged pistons and performance cams and valve train components with the Original Equipment cylinder heads for a cost-effective boost in torque and performance. The exclusive bolt-on 4.125" cylinders are engineered with high-strength slim-wall spigots that slip into the factory 110CI crank case without any additional machining. The 4.125" flat top pistons team with the stock cylinder heads to produce a performance-enhancing 9.9:1 compression ratio, and the high-lift SE-259E cam produces a boost in torque throughout the RPM range. 50-State U.S. EPA compliant.

Kit includes:

- Screamin' Eagle 4.125" Bolt-On Cylinders
- Forged 9.9:1 Compression Pistons and Rings
- Screamin' Eagle 58mm Throttle Body
- High Flow Fuel Injectors (5.3 g/s)
- SE-259E Cams
- Perfect-Fit Pushrods
- Screamin' Eagle High-Capacity Roller Tappets
- Screamin' Eagle Inner Cam Bearing Kit
- Top End and Cam Cover Gaskets

Fits '14-'17 CVO™ 110CI Softail® and '14-'16 CVO Touring models. Also fits '16-'17 110CI FLSS, FLSTFBS and FXDLS models. Requires purchase of accessory 58mm air cleaner and Cam Drive Retention Kit P/N 25566-06 (except models equipped with Screamin' Eagle Heavy Breather Elite Performance Air Cleaner Kits). Models equipped with Ventilator Air Cleaner require separate purchase of 58mm Air Cleaner Backplate P/N 29400038. All models require ECM calibration for proper installation. '16-'17 FXDLS and all '17 models require recalibration with Screamin' Eagle Pro Street Tuner (sold separately).

92500055 Granite Finish.

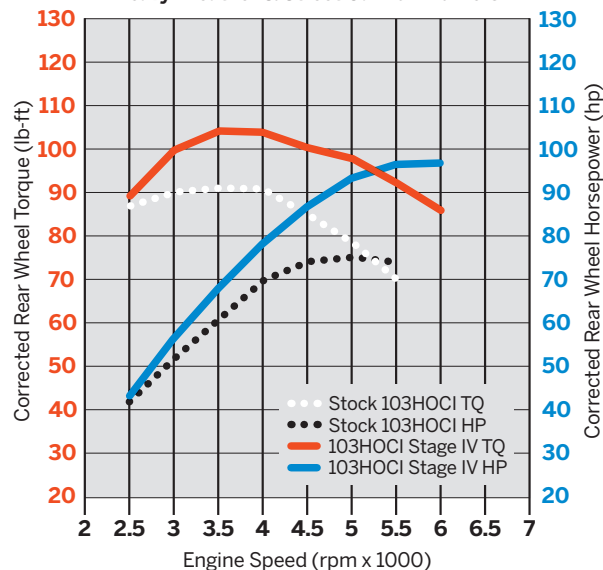
92500054 Black Finish.



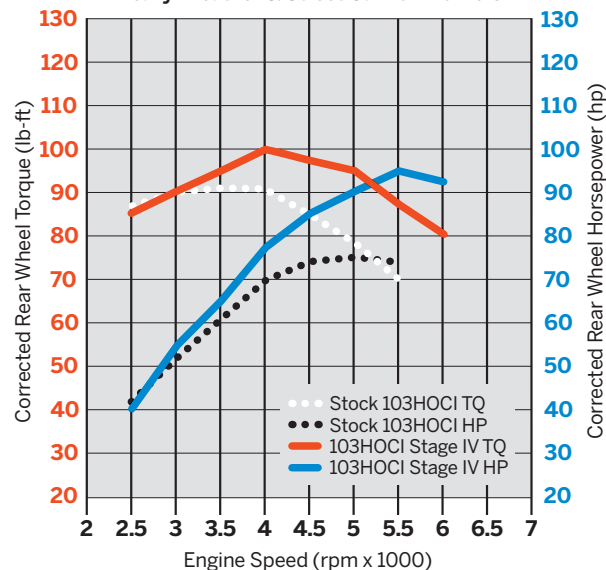
6

When installed by an authorized Harley-Davidson® Dealer within 60 days of the vehicle purchase, compliant kits do not impact the vehicle's limited warranty.

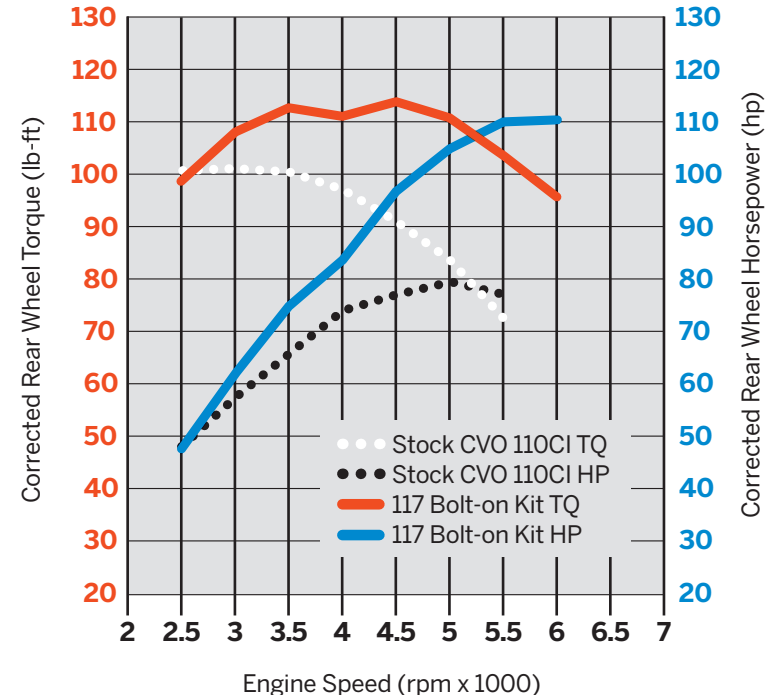
Air-Cooled
Twin Cam 103HO Stock vs. 103CI Stage IV with Heavy Breather & Street Cannon Mufflers



Twin-Cooled™
Twin Cam 103HO Stock vs. 103CI Stage IV with Heavy Breather & Street Cannon Mufflers



Twin Cam CVO™ 110CI Stock vs 110 to 117CI Stage IV with Ventilator Air Cleaner & SE CVO Mufflers



Street legal and/or street compliant statements refer to product meeting 50-State emissions and noise standards in the United States.

The street legal and/or street compliant statements may not apply to markets outside of the United States.


Street legal and/or street compliant statements refer to product meeting 50-State emissions and noise standards in the United States.

The street legal and/or street compliant statements may not apply to markets outside of the United States.

SCREAMIN' EAGLE

SPORTSTER® POWERTRAIN

Screamin' Eagle® Stage upgrades offer complete street-compliant performance configurations engineered to generate specific torque and horsepower gains. Eliminating all the guesswork and trial-and-error testing normally associated with engine modifications, Stage upgrades include everything you need to enhance your bike's performance.



STAGE I

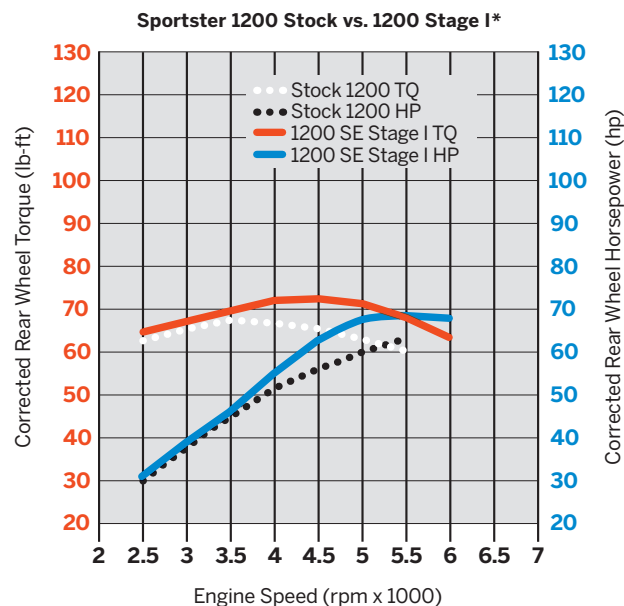
INTAKE + EXHAUST + TUNING

The easiest and most cost-effective step to improve your motorcycle's performance is to increase the airflow into and out of the engine. A high-flow air cleaner and system-matched slip-on mufflers provide horsepower and torque improvements you can feel throughout the RPM range, and serve as the core components for all performance upgrades. ECM calibration is required to tune the fuel flow and timing required to accommodate the improved airflow.

Stage I upgrade can be installed without engine disassembly. No special tools are required. Requires ECM tuning.



Street legal and/or street compliant statements refer to product meeting 50-State emissions and noise standards in the United States. The street legal and/or street compliant statements may not apply to markets outside of the United States.

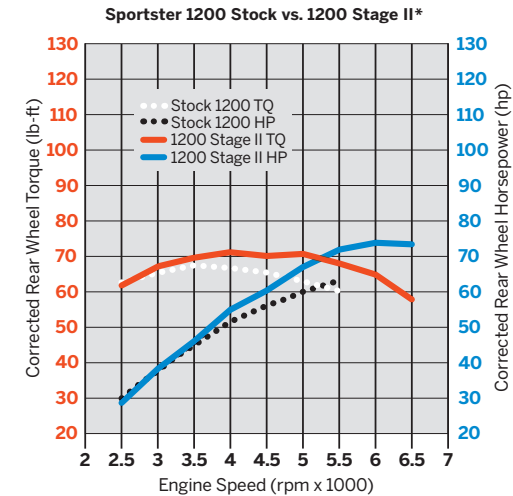


* 14-'22 XL1200 Stage II with Heavy Breather A/C & Street Cannon Mufflers

STAGE II

STAGE I + CAM UPGRADE

Adding performance cams to a Stage I equipped bike is the next step to improved performance. Cam choices allow you to tailor the engine's performance to your specific needs. A torque cam offers on-demand throttle response from low to mid RPM at cruising speed. A power cam targets high-RPM, wide-open throttle response that keeps pulling right up to redline. ECM calibration tuning is required to accommodate the increased valve timing, and performance valve springs may be required for high-lift cams.



* 14-'22 XL1200 Stage II with Heavy Breather A/C & Street Cannon Mufflers



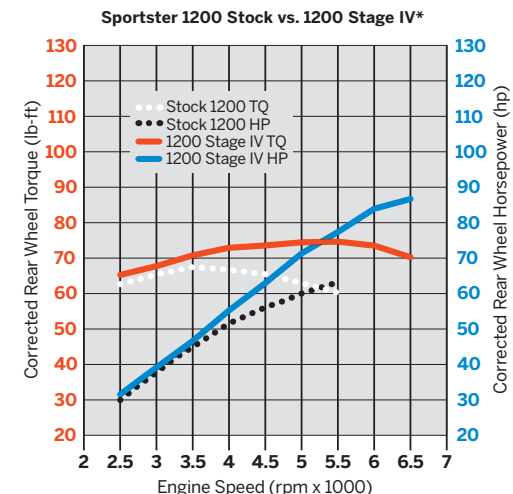
Stage II upgrade requires minor engine disassembly to replace the cam. Special tools and ECM tuning are required.



STAGE IV

STAGE I + CAMS, PISTONS, CYLINDER HEADS & THROTTLE BODY

For maximum performance improvement, the addition of high-compression pistons, free-flowing ported cylinder heads and a big bore throttle body top off a performance build. The large-diameter throttle body and port-matched intake manifold deliver huge volumes of fuel and air to the engine, the smooth passages and larger valves easily dump the mixture into the engine and the high compression pistons squeeze the air/fuel into a more volatile vapor. When ignited, the result is a major power increase. Designed to satisfy the high-RPM, throttle-twisting rider, the Stage IV update delivers 20-30% increase in power that keeps pulling right up to the redline, without sacrificing mid-range torque. ECM calibration tuning is required to add more fuel, and a higher-lift cam may be required to deliver maximum power.



* 1200 Stage IV with High-Flow A/C & Street Cannon Mufflers



Stage IV bolt-on upgrade requires removal of the engine's top end and opening the cam chest. Engine remains in the chassis and no machining is required. Special tools and ECM tuning are required.



Street legal and/or street compliant statements refer to product meeting 50-State emissions and noise standards in the United States. The street legal and/or street compliant statements may not apply to markets outside of the United States.

396 SCREAMIN' EAGLE®

Sportster® Stage I Upgrade

A. SCREAMIN' EAGLE® HEAVY BREATHER PERFORMANCE AIR CLEANER KIT

This high-flow forward-facing exposed element Air Cleaner Kit is sure to turn heads at the starting line. Featuring a polished elbow and exposed filter, this unique air cleaner system offers improved performance and airflow when compared to the stock or Screamin' Eagle® High-Flow Air Cleaner. The washable and rechargeable filter features a bright chrome end cap with a laser-engraved Screamin' Eagle logo. Intake tube and back plate are made from die-cast lightweight aluminum and are polished and chrome-plated or painted black for a brilliant finish. The back plate features integral breathers and sealed breather bolt plug. Kit includes a water-repellent rain sock and all mounting hardware. 50-State U.S. EPA compliant.

Fits '08-'22 XL models with Original Equipment Throttle Body. All models require ECM calibration for proper installation. '17-later models require recalibration with Screamin' Eagle Pro Street Tuner (sold separately). Pending approval for use in California on '21 models. Refer to H-D.com/shop for status.

29080-09A Gloss Black.

Fits '14-'22 XL1200 model equipped with Screamin' Eagle High Flow 58mm Throttle Body. All models require ECM calibration for proper installation. '17-later models require recalibration with Screamin' Eagle Pro Street Tuner (sold separately).

29400228A Chrome.

29400227A Gloss Black.

NOTE: The washable and rechargeable filter uses a special coating to help filter fine particles from the incoming air. With time, the oil in the filter will dissipate and the element will begin to turn gray. The original red color can be restored with an application of K&N® Air Filter Oil.

B. SCREAMIN' EAGLE HEAVY BREATHER FILTER COVER – TEARDROP


Dress up the Heavy Breather Air Cleaner with this radical cover. Manufactured from forged aluminum and precision CNC-machined and polished, these easy-to-install two-piece covers add a rich custom look. Cover is available in mirror-chrome or cut back gloss black finish to match your customizing direction. Kit includes water-repellent rain sock.

Fits models equipped with Screamin' Eagle Heavy Breather Air Cleaner Kits on Twin Cam and XL model. (except Compact Heavy Breather P/N 28716-10A, Heavy Breather Elite P/N 29400173, 29400172 or 29400285, and Milwaukee Eight® Heavy Breather P/N 29400263 or 29400264).


29400061A Cut Back Gloss Black – Side Logo.

28739-10A Cut Back Gloss Black – End Logo.

28740-10A Chrome – End Logo.



A. SCREAMIN' EAGLE HEAVY BREATHER PERFORMANCE AIR CLEANER KIT – CHROME



A. SCREAMIN' EAGLE HEAVY BREATHER PERFORMANCE AIR CLEANER KIT – GLOSS BLACK



B. SCREAMIN' EAGLE HEAVY BREATHER FILTER COVER – TEARDROP, CUT BACK GLOSS BLACK – SIDE LOGO



B. SCREAMIN' EAGLE HEAVY BREATHER FILTER COVER – TEARDROP, CHROME



B. SCREAMIN' EAGLE HEAVY BREATHER FILTER COVER – TEARDROP, CUT BACK GLOSS BLACK



C. SCREAMIN' EAGLE PERFORMANCE AIR CLEANER KIT – RAIL COLLECTION



D. EXTREME BILLET AIR CLEANER KIT – CHISEL, CHROME



D. EXTREME BILLET AIR CLEANER KIT – CHISEL, CUT BACK GLOSS BLACK

SCREAMIN' EAGLE® 397

Sportster® Stage I Upgrade

C. SCREAMIN' EAGLE® PERFORMANCE AIR CLEANER KIT – RAIL COLLECTION

The look is bold and the performance exhilarating. This race-inspired air cleaner is engineered to flow through the perimeter and the face of the air filter, providing high volumes of unrestricted airflow to the engine. The open-design face plate features a rich black finish with machined longitudinal strakes to expose the glowing aluminum below. Kit includes air cleaner trim, one-piece cast back plate, high-flow washable air filter element, rain sock and all required hardware. 50-State U.S. EPA compliant.

29400232A

Fits '07-'22 XL models with Original Equipment throttle body. All models require ECM calibration for proper installation. '17-later models require recalibration with Screamin' Eagle® Pro Street Tuner (sold separately). Pending approval for use in California on '21 models. Refer to H-D.com/shop for status.

D. SCREAMIN' EAGLE EXTREME BILLET AIR CLEANER KIT

The bold styling of this intake system looks just as impressive as the long patch of burnout rubber you just laid down. The forged billet aluminum cover tops off a cast back plate with integral breather for a smooth transition to the throttle body. The race-inspired air cleaner is engineered to flow high volumes of air and the washable pleated element provides the ideal combination of efficiency and engine protection. Available in your choice of style and finish, this easy-to-install kit includes all mounting hardware and rain sock. 50-State U.S. EPA compliant.

Fits '07-'22 XL models with Original Equipment throttle body. All models require ECM calibration for proper installation. '17-later models require recalibration with Screamin' Eagle Pro Street Tuner (sold separately). Pending approval for use in California on '21 models. Refer to H-D.com/shop for status.

29400128 Chisel – Chrome.

29400127 Chisel – Cut Back Gloss Black.

NOTE: The washable and rechargeable filter uses a special coating to help filter fine particles from the incoming air. With time, the oil in the filter will dissipate and the element will begin to turn gray. The original red color can be restored with an application of K&N® Air Filter Oil.

Street legal and/or street compliant statements refer to product meeting 50-State emissions and noise standards in the United States.

The street legal and/or street compliant statements may not apply to markets outside of the United States.

Street legal and/or street compliant statements refer to product meeting 50-State emissions and noise standards in the United States.

The street legal and/or street compliant statements may not apply to markets outside of the United States.

398 SCREAMIN' EAGLE®

Sportster® Stage I Upgrade

A. SCREAMIN' EAGLE® OVAL HIGH-FLOW AIR CLEANER

The XL High-Flow Air Cleaner Kit provides increased airflow to boost the power of your fuel-injected Sportster® model. The complete kit features a composite air cleaner back plate, air cleaner cover adapter, a high-flow washable synthetic media filter element that does not require oiling and a breather system that routes gasses and excess oil directly into the intake. Kit also includes cover trim and all mounting hardware. Street compliant when used with stock mufflers. 50-State U.S. EPA compliant.

29782-07

Fits '07-'22 XL models with Original Equipment throttle body and oval air cleaner cover. All models require ECM calibration for proper installation. '17-later models require recalibration with Screamin' Eagle® Pro Street Tuner (sold separately). Pending approval for use in California on '21 models. Refer to H-D.com/shop for status.

B. SCREAMIN' EAGLE ROUND HIGH-FLOW AIR CLEANER

The XL High-Flow Air Cleaner Kit provides increased airflow to boost the power of your fuel-injected Sportster model. Available with brilliant chrome or gloss black back plate, this Round Air Cleaner transforms the appearance of your Evolution powerplant and allows you to replace the Original Equipment oval air cleaner cover with your choice of accessory round covers. Or choose to flaunt your performance gains with the open element look, finished with custom Air Cleaner Trim from one of the Harley-Davidson® decorative collections. Kit includes one-piece cast back plate, high-flow washable air filter element and all required hardware. Street compliant when used with stock mufflers. 50-State U.S. EPA compliant.

Fits '07-'22 XL models with Original Equipment throttle body and round air cleaner cover or round air cleaner Trim. Proper installation with round air cleaner cover requires separate purchase of Air Cleaner Filter Gasket P/N 25700127. All models require ECM calibration for proper installation. '17-later models require recalibration with Screamin' Eagle Pro Street Tuner (sold separately). Pending approval for use in California on '21 models. Refer to H-D.com/shop for status.

29000019A Chrome.

29000009A Black.

C. SCREAMIN' EAGLE AIR CLEANER RAIN SOCK

Add the open-element look to your Screamin' Eagle High-Flow style Air Cleaner. This easy-to-install kit allows you to replace the traditional Original Equipment air cleaner cover with custom inserts from one of the H-D® Decorative Collections. Kit includes a breathable mesh cover with classic Bar & Shield logo that stretches over the filter to maximize airflow while protecting the exposed element from the rain. Fits traditional cone-shaped air cleaner elements featured in many Screamin' Eagle Twin Cam Stage Kits.

28728-10

Fits Screamin' Eagle Round High-Flow Air Cleaner Kits.



A. SCREAMIN' EAGLE OVAL HIGH-FLOW AIR CLEANER



B. SCREAMIN' EAGLE ROUND HIGH-FLOW AIR CLEANER



C. SCREAMIN' EAGLE AIR CLEANER RAIN SOCK (SHOWN WITH #1 SKULL AIR CLEANER TRIM)



D. SCREAMIN' EAGLE STREET CANNON SLIP-ON MUFFLERS – SPORTSTER SHORTY DUAL, CHROME (SHOWN WITH CHROME SLASH END CAPS AND BUCKSHOT EXHAUST SHIELDS)



D. SCREAMIN' EAGLE STREET CANNON SLIP-ON MUFFLERS – SPORTSTER SHORTY DUAL, JET BLACK (SHOWN WITH JET BLACK SLASH END CAPS AND BUCKSHOT EXHAUST SHIELDS)



E. SCREAMIN' EAGLE STREET PERFORMANCE SLIP-ON SHORTY DUAL MUFFLERS – CHROME



E. SCREAMIN' EAGLE STREET PERFORMANCE SLIP-ON SHORTY DUAL MUFFLERS – JET BLACK (SHOWN WITH JET BLACK BUCKSHOT EXHAUST SHIELDS)

SCREAMIN' EAGLE® 399

Sportster® Stage I Upgrade

D. SCREAMIN' EAGLE® STREET CANNON SLIP-ON MUFFLERS – SPORTSTER® SHORTY DUAL

These 3.25" street compliant high-flow mufflers have been specifically tuned to deliver an aggressive exhaust note and improved performance while preserving the peace with your neighbors. Available in your choice of rich chrome or heat-resistant jet black ceramic finish. Complete the look with your choice of 3.25" endcaps and Screamin' Eagle® Muffler shields (sold separately).

Fits '14-'22 XL models. Installation requires separate purchase of 3.25" End Caps and Muffler Clamps P/N 65900012 (Qty 2). All models require ECM calibration for proper installation. '17-later models require recalibration with Screamin' Eagle® Pro Street Tuner (sold separately). Pending approval for use in California on '21 models. Refer to H-D.com/shop for status.

64900208A Chrome.

64900209A Jet Black.

Fits '17-'20 XL1200 models. Designed for International markets that require ECM certified mufflers. Mufflers include matching slash down end caps. Installation requires separate purchase of Muffler Clamps P/N 65900012 (Qty 2).

64900477 Chrome.

64900476 Jet Black.

E. SCREAMIN' EAGLE STREET PERFORMANCE SLIP-ON MUFFLERS – SPORTSTER SHORTY DUAL

Street compliant high-flow mufflers are factory tuned to deliver an aggressive exhaust note and improved performance comparable to Screamin' Eagle II mufflers. Available in your choice of rich chrome or heat-resistant jet black ceramic finish, these mufflers feature a deep embossed Screamin' Eagle logo along the flank. 50-State U.S. EPA compliant.

Fits '07-'13 XL models. Installation requires separate purchase of Muffler Clamps P/N 65296-95A (Qty 2).

80503-07 Chrome.

80726-09A Jet Black.

Street legal and/or street compliant statements refer to product meeting 50-State emissions and noise standards in the United States.

The street legal and/or street compliant statements may not apply to markets outside of the United States.

Street legal and/or street compliant statements refer to product meeting 50-State emissions and noise standards in the United States.

The street legal and/or street compliant statements may not apply to markets outside of the United States.

400 SCREAMIN' EAGLE®

Sportster® Stage I Upgrade

A. MUFFLER END CAPS – 3.25"

These easy-to-install caps allow you to finish your 3.25" Screamin' Eagle® mufflers your way. Sold in pairs. Installation hardware included.

Fits '14-'22 XL and '07-'17 Softail® models equipped with Screamin' Eagle 3.25" Street Cannon Mufflers.

65100048A Satin Black Anodized.

65100044 Chrome – Slash Up/Down/Out.

65100063 Jet Black – Slash Up/Down/Out.



A. MUFFLER END CAPS – 3.25"
(SATIN BLACK ANODIZED SHOWN)



A. MUFFLER END CAPS – 3.25"

C. SCREAMIN' EAGLE® SLASH-CUT MUFFLER SHIELDS – SATIN BLACK

Shaped to mirror the slash down profile of available muffler end caps, this set of rich satin black Muffler Shields is the perfect complement to your blacked-out exhaust system. The rear shield features a subtle laser-etched Screamin' Eagle script. Easy-to-install kit includes front and rear shields and black mounting hardware.

65400405 Satin Black.

Fits '07-'22 XL, '07-'17 Dyna® (except '08-'17 FLD, FXDF, FXDL, FXDLS and '10-'17 FXDWG) and '07-'17 Softail models equipped with Screamin' Eagle Street Performance mufflers.

D. SCREAMIN' EAGLE SLASH-CUT MUFFLER SHIELDS – CHROME

Styled to complement the ballistic inlet shape of the Screamin' Eagle Street Performance Slip-On Mufflers. The slash-cut rear shield features a laser-etched Screamin' Eagle signature script. Easy-to-install kit includes front and rear shields and mounting hardware.

65400464 Chrome.

Fits '07-'22 XL, '07-'17 Dyna® (except '08-'17 FLD, FXDF, FXDL, FXDLS and '10-'17 FXDWG) and '07-'17 Softail models equipped with Screamin' Eagle Street Performance Mufflers.




B. JET BLACK HEADER PIPES



C. SCREAMIN' EAGLE SLASH-CUT MUFFLER SHIELDS – SATIN BLACK



D. SCREAMIN' EAGLE SLASH-CUT MUFFLER SHIELDS – CHROME



E. BUCKSHOT EXHAUST SHIELD KIT – JET BLACK (65400137A SHOWN)



F. BUCKSHOT EXHAUST SHIELD KIT – JET BLACK



F. SCREAMIN' EAGLE MUFFLER SHIELDS

SCREAMIN' EAGLE® 401

Sportster® Stage I Upgrade

E. BUCKSHOT EXHAUST SHIELD KIT

These custom shields feature a perforated "Buckshot" design that exposes the head pipe for a raw, rebellious look. Available in your choice of finishes, these exhaust shields are a perfect match for Original Equipment or Screamin' Eagle® mufflers and provide a consistent look from front to back. Manufactured to Original Equipment standards for exacting fit, the easy-to-install kit includes front and rear head pipe shields.

65400137A Jet Black.

Fits '14-'22 XL models.

F. SCREAMIN' EAGLE® MUFFLER SHIELDS

Styled to complement the ballistic inlet shape of the Screamin' Eagle Street Performance Slip-On Mufflers. The rear shield features a deep embossed Screamin' Eagle signature script. Available in chrome and jet black. Easy-to-install kit includes front and rear shields and mounting hardware.

65400078 Jet Black.

Fits '07-'22 XL, '07-'17 Dyna® (except '08-'17 FLD, FXDF, FXDL and '10-later FXDWG) and '07-'17 Softail® models equipped with Screamin' Eagle Street Performance Mufflers.

Street legal and/or street compliant statements refer to product meeting 50-State emissions and noise standards in the United States.

The street legal and/or street compliant statements may not apply to markets outside of the United States.

Street legal and/or street compliant statements refer to product meeting 50-State emissions and noise standards in the United States.

The street legal and/or street compliant statements may not apply to markets outside of the United States.

402 SCREAMIN' EAGLE®

Sportster® Stage II Upgrade

A. SCREAMIN' EAGLE® PERFORMANCE II SE-585 CAM KIT- SPORTSTER®

The high-lift full throttle cam kit provides significant horsepower gains when coupled with high-flowing exhaust and intake components, and is a great fit for full-throttle horsepower junkies. 50-State U.S. EPA compliant. (exception below).

25400125

Fits '14-'22 XL1200 models. Requires installation of Performance Cylinder Heads P/N 16500074 or 16500347, or upgrade of Original Equipment heads with Performance Valve Spring Kit P/N 18013-03A. All EFI models require ECM calibration for proper installation. '17-later models require recalibration with Screamin' Eagle® Pro Street Tuner (sold separately). Labor cost not included. See Dealer for details. Does not fit '22 California models.

B. SCREAMIN' EAGLE HIGH-CAPACITY TAPPETS

Screamin' Eagle Tappets feature large high-capacity needles in the roller bearing assembly to improve reliability when operating with high-lift cams, high-pressure valve springs and in high-RPM applications. The 25% larger needle bearings increase the dynamic load rating by approximately 20% when compared to the Original Equipment Twin Cam tappets. The unique design delivers superior tappet life in performance applications. Set of 4.

18572-13

Fits '17-later Milwaukee-Eight® Engine equipped models, '00-'22 XL and XR models and '99-'17 Twin Cam-equipped models.

C. SCREAMIN' EAGLE PERFORMANCE VALVE SPRING KIT

This performance beehive-shaped Valve Spring Kit will permit the Sportster® engine to rev to 7000 RPM. The unique ovate wire yields increased performance from a compact spring design. The installed spring pressure is increased to 208 lbs and allows a maximum lift of .590". Complete kit includes springs, upper collars and keepers and lower collars with integral valve seals.

18013-03A

Fits '04-'22 XL, XR and '05-'17 Twin Cam-equipped models. Does not fit FXDLS, FLSS, FLSTFB or Screamin' Eagle Performance Heads with .3125" diameter valves.

STAGE II



A. SCREAMIN' EAGLE PERFORMANCE II SE-585 CAM KIT- SPORTSTER

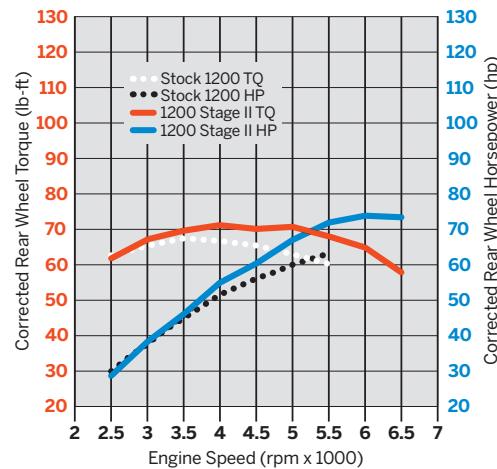


B. SCREAMIN' EAGLE HIGH-CAPACITY TAPPETS



C. SCREAMIN' EAGLE PERFORMANCE VALVE SPRING KIT

Sportster 1200 Stock vs. 1200 Stage II*



*'14-'22 XL1200 Stage II with Heavy Breather A/C & Street Cannon Mufflers

Street legal and/or street compliant statements refer to product meeting 50-State emissions and noise standards in the United States.

The street legal and/or street compliant statements may not apply to markets outside of the United States.

STAGE IV

SCREAMIN' EAGLE® 403

Sportster® Stage IV Upgrade

SCREAMIN' EAGLE® SPORTSTER® CONVERSION KIT - 883CC TO 1200CC*

Make your Iron 883™ model roar. This complete conversion kit will alter the personality of your 883-equipped Sportster® model. Designed to bring your XL883 model up to XL1200 specifications. No case machining is required for installation. 50-State U.S. EPA compliant.

Kit includes:

- Sportster High-Flow Air Cleaner Kit
- XL1200 Cylinder Heads
- XL1200 Cylinders
- XL1200 Pistons and Rings
- Heavy Duty Clutch Spring
- Top End Gasket Kit

29784-07 Black Highlighted.

Fits 50-state '07-'22 XL883 models. All models require ECM calibration for proper installation. '17-later models require recalibration with Screamin' Eagle® Pro Street Tuner (sold separately).

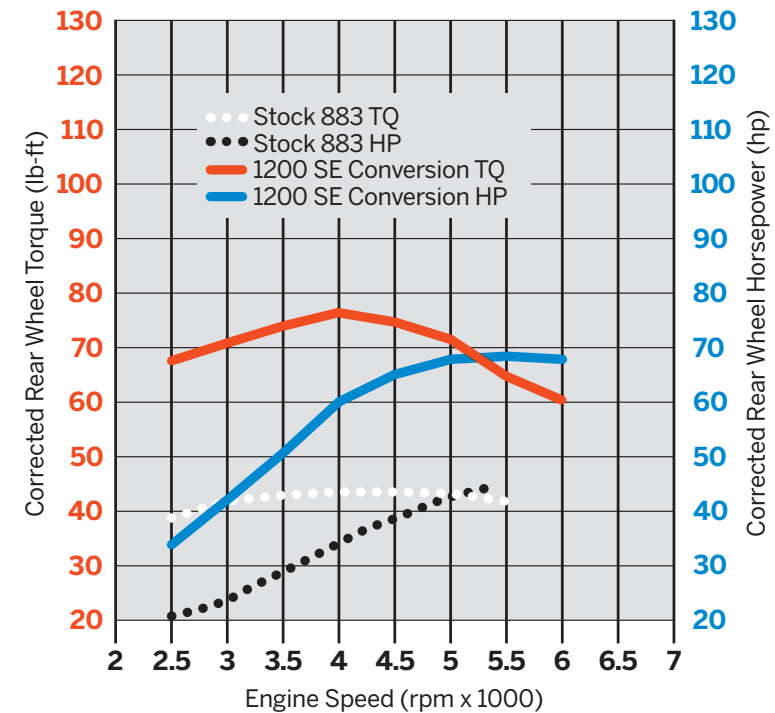
30003-10 Black Non-Highlighted.

Fits 50-state '08-'22 XL883 models. All models require ECM calibration for proper installation. '17-later models require recalibration with Screamin' Eagle Pro Street Tuner (sold separately).

When installed by an authorized Harley-Davidson® Dealer within 60 days of the vehicle purchase, compliant kits do not impact the vehicle's limited warranty.



Sportster 883 Stock vs. 883 to 1200 Conversion*



* 883 to 1200 Conversion with Street Cannon Mufflers

Street legal and/or street compliant statements refer to product meeting 50-State emissions and noise standards in the United States.

The street legal and/or street compliant statements may not apply to markets outside of the United States.

404 SCREAMIN' EAGLE®

Sportster® Stage IV Upgrade

STAGE IV

SCREAMIN' EAGLE® SPORTSTER® STAGE IV KIT – 1200CC TO 1200CC

Maximize the horsepower and torque available for your street compliant Sportster® model. This complete engine package includes all the components you need to build a high-performance ride while still retaining the original factory warranty. Installation does not require removal of the powertrain from the chassis. 50-State U.S. EPA compliant. **Pending regulatory approval for '20-'22 models. Refer to the product information at www.H-D.com/shop for status.**

Kit includes:
 CNC-Ported Cylinder Heads with Performance Valve Springs
 Screamin' Eagle® XL SE-585 Cams
 Forged Hi-Compression 10.5:1 Pistons and Rings
 58mm Throttle Body and Intake Manifold
 Top End Gasket Kit

Fits '14-'22 XL1200 models. Requires separate purchase of 58mm compatible accessory air cleaner. All models require ECM calibration for proper installation. '17-later models require recalibration with Screamin' Eagle Pro Street Tuner (sold separately). Pending approval for use in California on '21-later models. Refer to H-D.com/shop for status.

92500041 Black Highlighted Heads.

92500042 Black Non-Highlighted Heads.



When installed by an authorized Harley-Davidson® Dealer within 60 days of the vehicle purchase, compliant kits do not impact the vehicle's limited warranty.

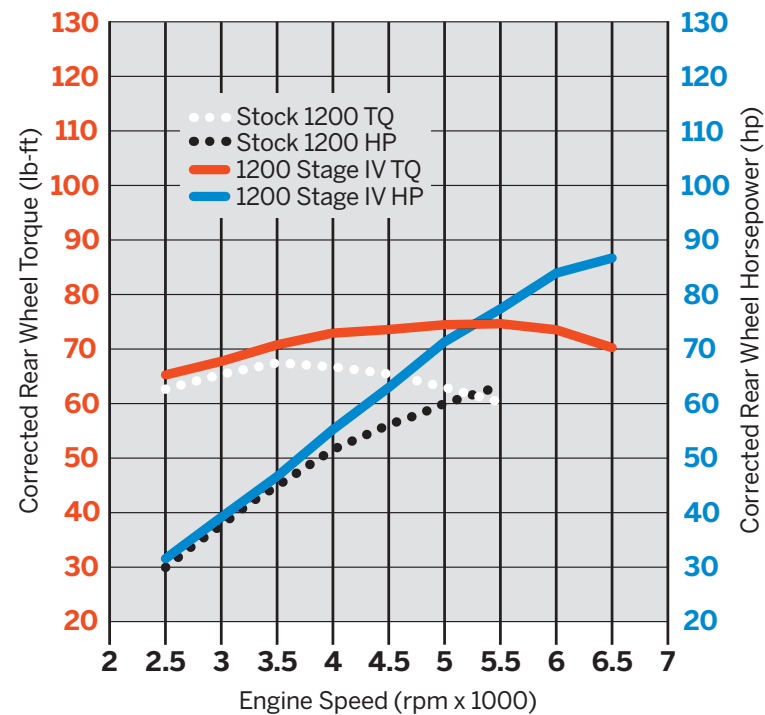
SCREAMIN' EAGLE® 405

SCREAMIN' EAGLE® MULTI-FIT ACCESSORIES

When building a performance powertrain, don't overlook the small stuff. After all, good clean air and a powerful spark are essential for maximum power and engine life. Air cleaner covers and washable K&N® air filters are available to dress your bike in style while maximizing the flow of air to your engine, and Screamin' Eagle® premium spark plugs and plug wires will keep the fire burning.



Sportster 1200 Stock vs. 1200 Stage IV*



* 1200 Stage IV with 58MM Heavy Breather A/C & Street Cannon Mufflers

Street legal and/or street compliant statements refer to product meeting 50-State emissions and noise standards in the United States.

The street legal and/or street compliant statements may not apply to markets outside of the United States.

406 SCREAMIN' EAGLE®

Air Filters

A. SCREAMIN' EAGLE® HIGH-FLO K&N® REPLACEMENT AIR FILTER ELEMENT

K&N® replacement air filters are engineered to improve airflow for increased horsepower and quicker acceleration. K&N filters provide excellent filtration, and because they are washable and reusable, you can clean the filter whenever conditions demand. Designed as direct replacements for specified fitments.

- 1. 29400020** High-Flow – Multi-fit.
Fits '07-'22 XL, '99-'07 Dyna®, '00-'15 Softail® and '99-'07 Touring models equipped with High-Flow Air Cleaner Kits. Replacement for P/N 29442-99E.
- 2. 29400355** High-Flow – Multi-fit.
Fits '18-later Softail and '17-later Touring and Trike models equipped with round High-Flow Air Cleaner P/N 29400355 or 29400356.
- 3. 29400019** High-Flow – Touring.
Fits '16-'17 Softail and '08-'16 Touring and Trike models equipped with High-Flow Air Cleaner Kits. Replacement for P/N 29244-08.
- 4. 29400247** High-Flow – Wedge Milwaukee-Eight® Engine.
Fits '17-later Touring and Trike models equipped with Wedge High-Flow Air Cleaner Kit P/N 29400245 or 29400246.
- 5. 29400065** Extreme Billet.
Fits '15-'20 XG, '16-'17 Softail and '08-'16 Touring and Trike models equipped with Extreme Billet Agitator and Chisel Air Cleaner Kits.
- 5. 29400359** Extreme.
Fits '18-later Softail and '17-later Touring and Trike models equipped with round High-Flow Air Cleaner P/N 29400357.
- 5. 29400118** Extreme Billet & Rail.
Fits '07-'22 XL, '08-'17 Dyna and '08-'15 Softail and models equipped with Extreme Billet Chisel and Agitator or Rail Collection Air Cleaner Kits.
- 6. 29400109** Burst Collection.
Fits '08-'17 Dyna and Softail models, '08-'16 Touring and Trike models equipped with Burst Collection Air Cleaner Kits.
- 7. 29400022A** Ventilator – Multi-fit.
Fits models equipped with Twin Cam Ventilator and Extreme Billet Ventilator Performance Air Cleaner Kits. Replacement for P/N 29670-09.
- 8. 29400293** Ventilator – Milwaukee-Eight Engine.
Fits '18-later Softail, '17-later Touring and Trike models equipped with Ventilator Air Cleaner P/N 29400298 or 29400299.
- 9. 29424-05B** Heavy Breather – Multi-fit, Chrome.
Fits models equipped with Heavy Breather Kit P/N 29098-09, 29299-08, 29080-09 or 29264-08.
- 9. 29702-08B** Heavy Breather – Touring, Chrome.
Fits models equipped with Heavy Breather Kit P/N 29006-09B, 29253-08B, 29000065 or 29400105.
- 29400297** Heavy Breather – Touring, Black.
Fits '16-'17 FXDLS and models equipped with Heavy Breather Kit P/N 29006-09B, 29253-08B, 29000065 or 29400105.
- 10. 28714-10** Heavy Breather – Compact, Chrome.
Fits '08-'16 Touring and Trike models equipped with Compact Heavy Breather Kit P/N 28716-10A.
- 11. 29400141** Heavy Breather Elite, Chrome.
Fits models equipped with Screamin' Eagle® Heavy Breather Elite Performance Air Cleaner Kit P/N 29400172 and 29400173.
- 27300139** Heavy Breather Elite, Black.
Replacement air filter for models equipped with Screamin' Eagle Heavy Breather Elite Performance Air Cleaner Kit P/N 29400285.
- 12. 29400276** Heavy Breather – Milwaukee-Eight Engine, Black.
Fits '18-later Softail, '17-later Touring and Trike models equipped with Heavy Breather Air Cleaner P/N 29400263 or 29400264.
- 13. 29400275** Heavy Breather – Milwaukee-Eight Engine, Chrome.
Fits '18-later Softail, '17-later Touring and Trike models equipped with Heavy Breather Air Cleaner P/N 29400263 or 29400264.



A. SCREAMIN' EAGLE HIGH-FLO K&N REPLACEMENT AIR FILTER ELEMENT



Also available in Black

Also available in Black

A. SCREAMIN' EAGLE HIGH-FLO K&N REPLACEMENT AIR FILTER ELEMENT – HEAVY BREATHER



A. SCREAMIN' EAGLE HIGH-FLO K&N REPLACEMENT AIR FILTER ELEMENT – MILWAUKEE-EIGHT HEAVY BREATHER

SCREAMIN' EAGLE® 407

Spark Plugs

B. SCREAMIN' EAGLE® PERFORMANCE SPARK PLUGS

Screamin' Eagle® Spark Plugs feature double platinum coating for superior erosion resistance and extended life. The "V" trimmed ground electrode reduces shrouding of the flame front to promote flame propagation, and the fine wire center electrode enhances startups and ignitability. Screamin' Eagle Plugs feature Ribbed Core Technology (RCT) that provides resistance to fouling, and are designed with Original Equipment-style noise suppression to prevent electrical interference with radios and CB communication equipment. Works great in racing applications where rich air/fuel conditions are required. Unique style with Screamin' Eagle logo. Sold in pairs.

Standard Compression Applications

Designed for modified engines including performance carburetors, high-flow air cleaners, camshafts, exhaust systems and ignition systems in conjunction with stock compression ratios.

31600106 Standard Compression Applications.
Fits '99-later Twin Cam-equipped models, and '86-later Evolution® Sportster® 883, 1100 and 1200 models.

31600085 Standard Compression Applications.
Fits '15-'20 XG models and '17-later Milwaukee-Eight® engine equipped models.

High Compression Applications


These plugs are designed for high-performance applications involving modifications in high-flow air cleaners, camshafts, exhaust, performance heads, ignition components, higher compression ratios above Original Equipment configurations or engines specific for racing applications.

31600105 High Compression Applications.
Fits '99-later Twin Cam-equipped models, '86-'22 XL and XR and Evolution 1340 models equipped with Screamin' Eagle Performance Cylinder Heads.

C. SCREAMIN' EAGLE 10MM PHAT SPARK PLUG WIRES – CUT TO LENGTH

Fat 10mm plug wires add dimension and style to your ride. Screamin' Eagle boot design and suppression core wires ensure solid connection and maximum voltage transfer between coil and plugs. Screamin' Eagle script printed along the wire to add style.

32095-98B Black.
Multi-Fit – Cut to length. Fits '86-'03 XL models (except XL1200S), '91-'98 Dyna® models, '85-'99 Softail® models and '80-'84 Touring models.



B. SCREAMIN' EAGLE PERFORMANCE SPARK PLUG



C. SCREAMIN' EAGLE 10MM PHAT SPARK PLUG WIRES – CUT TO LENGTH

Street legal and/or street compliant statements refer to product meeting 50-State emissions and noise standards in the United States.

The street legal and/or street compliant statements may not apply to markets outside of the United States.

408 SCREAMIN' EAGLE®

Spark Plug Wires

A. SCREAMIN' EAGLE® 10MM PHAT SPARK PLUG WIRES

Fat 10mm plug wires add dimension and style to your ride. Screamin' Eagle® boot design and suppression core wires ensure solid connection and maximum voltage transfer between coil and plugs. Screamin' Eagle script printed along the wire to add style.

Fits '15-'20 XG models.

31600048A Black.

31600051A Orange.

31600054A Red.

Fits '07-'22 XL models.

31901-08A Black.

31902-08A Orange.

Fits '04-'06 XL models.

31958-04B Black.

31956-04B Orange.

Fits '86-'03 XL models (except XL1200S).

32092-98B Black.

31963-89B Orange.

Fits '99-'17 Dyna® models.

31930-99C Black.

31944-99C Orange.

31937-99C Red.

Fits '91-'98 Dyna, '85-'99 Softail® and '80-'84 Touring models.

32093-98B Black.

31964-89C Orange.

Fits '18-later Softail models.

31600111 Black.

31600113 Orange.

31600112 Red.

Fits '00-'17 Softail models (except FXCW, FXCWC, FXS and '13-'16 FXSB models).

31907-08A Black.

32360-00C Orange.

32359-00C Red.

Fits '08-'16 FXCW, FXCWC, FXS and FXSB models.

31965-08A Black.

31967-08A Red.

Fits '17-later Touring and Trike models.

31600108 Black.

31600110 Orange.

31600109 Red.

Fits '09-'16 Touring and Trike models.

32303-08A Black.

32325-08A Orange.

32318-08A Red.

Fits '99-'08 Touring models.

31932-99C Black.

31946-99C Orange.

31939-99C Red.



A. SCREAMIN' EAGLE 10MM PHAT SPARK PLUG WIRES – RED



A. SCREAMIN' EAGLE 10MM PHAT SPARK PLUG WIRES – ORANGE



A. SCREAMIN' EAGLE 10MM PHAT SPARK PLUG WIRES – BLACK




A. SCREAMIN' EAGLE 10MM PHAT SPARK PLUG WIRES

SCREAMIN' EAGLE® 409

SCREAMIN' EAGLE® CRATE ENGINE & DRIVE TRAIN COMPONENTS

Fresh from the factory, Harley-Davidson® Crate Engines are the ideal platform for building your high-performance ride. And once you've put your heart and soul into achieving just the type of horsepower and torque numbers you crave, we offer everything you need to get all that power to the pavement.

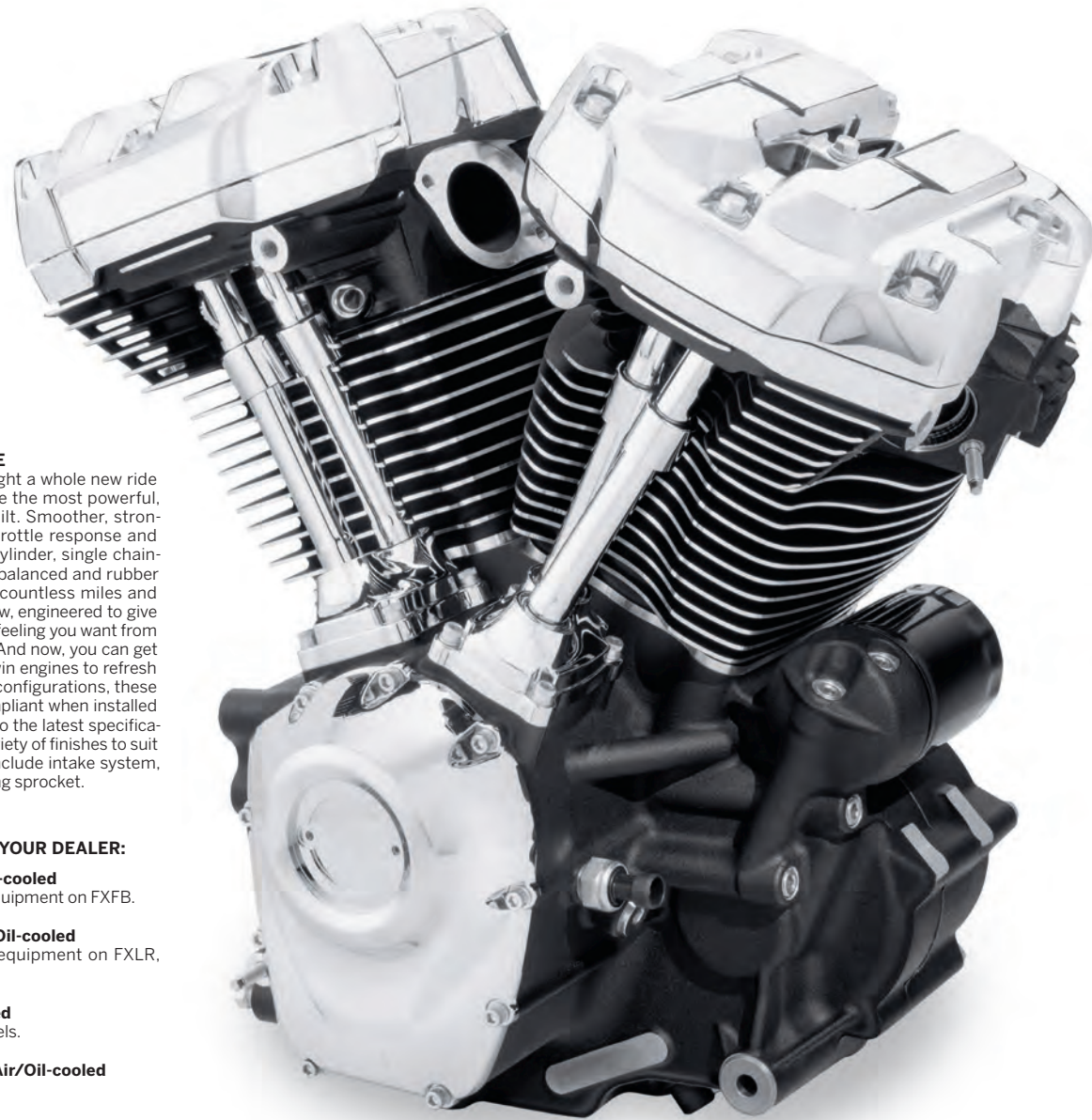


Street legal and/or street compliant statements refer to product meeting 50-State emissions and noise standards in the United States.

The street legal and/or street compliant statements may not apply to markets outside of the United States.

410 SCREAMIN' EAGLE®

Milwaukee-Eight® Engines



A. MILWAUKEE-EIGHT CRATE ENGINES

A. MILWAUKEE-EIGHT® CRATE ENGINE

The Milwaukee-Eight® engine has brought a whole new ride to the Harley-Davidson® family. They're the most powerful, coolest-running motors we've ever built. Smoother, stronger and more durable. With crisper throttle response and truer, cleaner sound. Four valves per cylinder, single chain-driven cam, dual spark plugs, counter-balanced and rubber mounted. Developed and proven over countless miles and millions of hours. Every single part is new, engineered to give you more performance and more of the feeling you want from an engine. Today, it's a whole new ride. And now, you can get the most technologically advanced V-Twin engines to refresh your ride. Available in 107CI and 114CI configurations, these Milwaukee-Eight engines are street compliant when installed in the models specified. Manufactured to the latest specifications, these engines are available in a variety of finishes to suit your customizing direction. Does not include intake system, timer cover, stator, rotor or compensating sprocket.

See your Dealer for details.

CRATE ENGINES AVAILABLE FROM YOUR DEALER:

107 Black with Black Covers – Air/Oil-cooled

Fits '18-later Softail® models. Original equipment on FXFB.

107 Black with Chrome Covers – Air/Oil-cooled

Fits '18-later Softail models. Original equipment on FXLR, FXBR, and FLDE.

107 Black and Chrome – Air/Oil-cooled

Fits '17-later Touring Air/Oil-cooled models.

107 Black with Gloss Black Covers – Air/Oil-cooled

Fits '17-later Touring models.

107 Black and Chrome – Twin-Cooled™

Fits '17-later Touring Twin-Cooled™ models.

114 Black with Black Covers – Air/Oil-cooled

Fits '18-later Softail models. Original equipment on FXFBS.

114 Black with Chrome Covers – Air/Oil-cooled

Fits '17-later Touring models. Original equipment on '18 FLRT.

114 Black with Chrome Covers – Air/Oil-cooled

Fits '18-later Softail models. Original equipment on FXBRS.

114 Black with Gloss Black Covers – Air/Oil-cooled

Fits '17-later Touring models.

114 Black with Chrome Cover – Twin-Cooled

Fits '17-later Touring Twin-Cooled models. Original equipment on '19 FLHTK.

NOTE: Replacement engines must be re-fitted with emission control devices and systems appropriate for the vehicle model and model year in order to ensure emissions compliance. Failure to do so constitutes tampering under U.S. EPA guidelines and can lead to substantial fines and penalties.

Legal for use on public roads only when installed in the specified models. Not legal for use on public roads when installed in models other than the ones specified and not eligible for the P&A 24-month warranty when installed in models other than the ones specified. Please see the Parts and Accessories warranty statement and your dealer for more information.

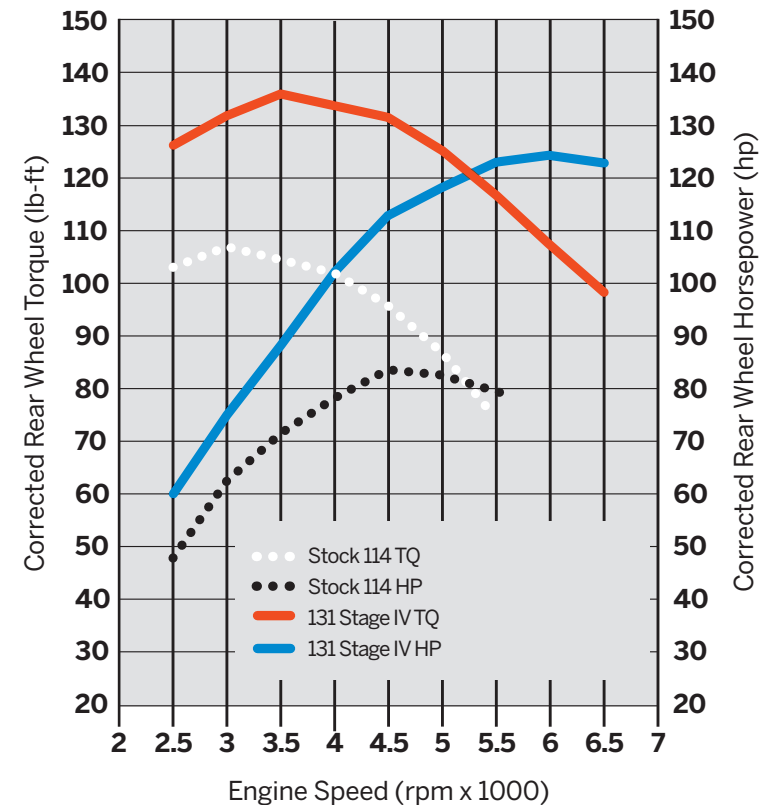
Street legal and/or street compliant statements refer to product meeting 50-State emissions and noise standards in the United States.

The street legal and/or street compliant statements may not apply to markets outside of the United States.



B. MILWAUKEE-EIGHT CRATE ENGINES

Milwaukee-Eight 131 Stage IV Softail vs 114 Softail Stock



SCREAMIN' EAGLE® 411

Milwaukee-Eight® Engines

B. SCREAMIN' EAGLE® MILWAUKEE-EIGHT® ENGINE 131 PERFORMANCE CRATE ENGINE

Leave other riders in the dust with the biggest, most powerful street-compliant crate performance engine Harley-Davidson has ever created. Built from the bottom up in Milwaukee, this street-tuned 131-cubic-inch Screamin' Eagle® Crate Engine is designed to run with a wide open throttle at high engine speeds and provide instant passing power from cruising speed. Made for riders seeking maximum displacement, compression and flow, it delivers 131 ft-lb of torque to the rear wheel as soon as the throttle is cranked. Stage IV equipped engine includes 131 Stage IV badging on the cylinder heads and timer cover to highlight the powerplant. Ready for bolt-in installation in the Original Equipment-style chassis of your Touring bike. No special fabrication or engine-mount relocation is required. Engine features one-year manufacturer's warranty for unmatched confidence. Eligible for coverage under factory vehicle warranty when dealer-installed within 60 days of vehicle purchase.

Designed and tested at the Harley-Davidson® powertrain factory to ensure the highest quality construction, this street-ready performance motor features the finest Screamin' Eagle components:

- Engraved CNC-ported cylinder head with CNC-machined chamber and 1mm larger valves.
- SE8-517 high-lift cam
- High-compression forged pistons
- High-performance cam bearing
- High-performance tappets
- Patent-protected 4.31" steel sleeve cylinders.
- 64mm throttle body and cast manifold.
- 5.5 g/sec fuel injectors

49-State U.S. EPA Compliant on select '17-later Touring models.

Refer to www.H-D.com/Shop for status.

Fits '17-later Touring models equipped with air/Oil-Cooled Milwaukee-Eight® engine. Does not fit Trike models. Requires separate purchase of Head Pipe P/N 65600177 and Oil Cooler Fan Assist P/N 62700204 or Fan for Factory Oil Cooler P/N 26800195. '17-'18 models require separate purchase of Screamin' Eagle High-Capacity Clutch Plate Kit P/N 37000258. All models require ECM recalibration with Screamin' Eagle Pro Street Tuner for proper installation. Does not fit California models.

16200339 Oil Cooled - Black & Chrome.

16200340 Oil Cooled - Black & Gloss Black. (shown)

Fits '17-later Touring models equipped with Twin-Cooled™ Milwaukee-Eight engine. Does not fit Trike models. Requires separate purchase of Head Pipe P/N 65600177. '17-'18 models require Screamin' Eagle High-Capacity Clutch Plate Kit P/N 37000258. All models require ECM recalibration with Screamin' Eagle Pro Street Tuner for proper installation. 49-State U.S. EPA compliant. Does not fit California models.

16200521 Twin-Cooled™ - Black & Chrome.

16200522 Twin Cooled - Black & Gloss Black.

NOTE: Replacement engines must be re-fitted with emission control devices and systems appropriate for the vehicle model and model year in order to ensure emissions compliance. Failure to do so constitutes tampering under U.S. EPA guidelines and can lead to substantial fines and penalties.

Legal for use on public roads only when installed in the specified models. Not legal for use on public roads when installed in models other than the ones specified and not eligible for the P&A 24-month warranty when installed in models other than the ones specified. Please see the Parts and Accessories warranty statement and your dealer for more information.

Street legal and/or street compliant statements refer to products meeting EPA (49-State) and/or California (50-State) emissions and noise standards in the United States as specified.

The street legal and/or street compliant statements may not apply to markets outside of the United States.

SCREAMIN' EAGLE

412 SCREAMIN' EAGLE®

Milwaukee-Eight® Engines

A. SCREAMIN' EAGLE® MILWAUKEE-EIGHT® ENGINE 131 CI PERFORMANCE CRATE ENGINE

Leave other riders in the dust with the biggest, most powerful street-compliant crate performance engine Harley-Davidson has ever created. Built from the bottom up in Milwaukee, this street-tuned 131-cubic-inch Screamin' Eagle® Crate Engine is designed to run with a wide-open throttle at high engine speeds and provide instant passing power from cruising speed. Made for riders seeking maximum displacement, compression and flow, it delivers 135 ft-lb of torque to the rear wheel as soon as the throttle is cranked. Stage IV equipped engine includes 131 Stage IV badging on the cylinder heads and timer cover to highlight the powerplant. Ready for bolt-in installation in the Original Equipment-style chassis of your Softail® bike. No special fabrication or engine-mount relocation is required. Engine features one-year manufacturer's warranty for unmatched confidence. Eligible for coverage under factory vehicle warranty when dealer-installed within 60 days of vehicle purchase.

49-State U.S. EPA Compliant on select '18-later Softail® Models. Refer to www.H-D.com/Shop for status.

Performance components include:

- Engraved CNC-ported cylinder head with CNC-machined chamber and 1mm larger valves
- SE8-517 high-lift cam
- High-compression 10.7:1 forged pistons.
- High-performance cam bearing
- High-performance tappets
- Patent-protected 4.31" steel sleeve cylinders.
- 64mm throttle body and cast manifold
- 5.5 g/sec fuel injector

Fits '18-later Softail® models. FXFB and FXFBS models require separate purchase of Screamin' Eagle Softail High-Flow Exhaust System P/N 64900828 or 64900829. '18 107ci models require separate purchase of SE High-Capacity Clutch Plate Kit P/N 37000258. FXDR114 models require the separate purchase of 65600300. All models require ECM calibration with Screamin' Eagle Pro Street Tuner for proper installation. Does not fit California models.

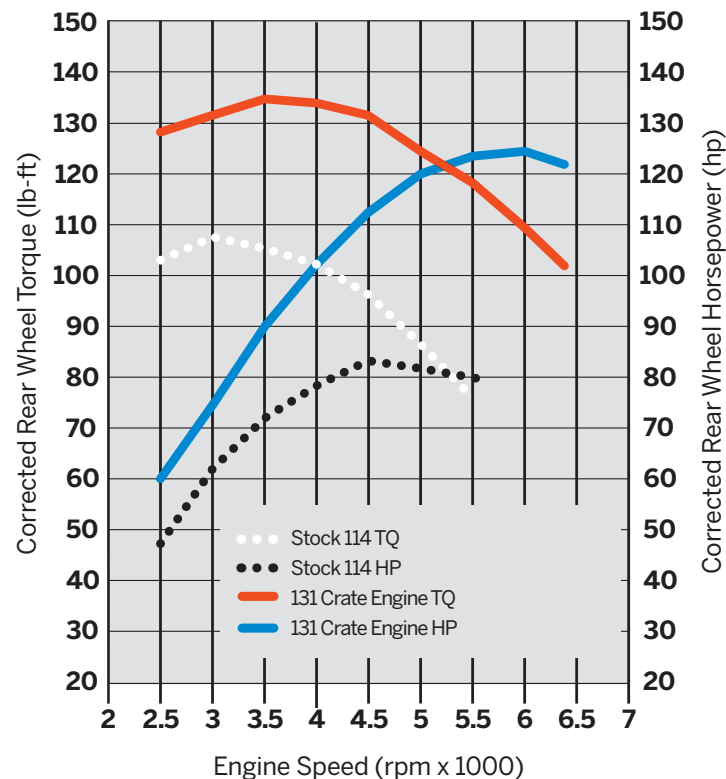
16200341 Black & Chrome.

16200342 Black & Gloss Black.



A. SCREAMIN' EAGLE® MILWAUKEE-EIGHT® ENGINE 131 CI PERFORMANCE CRATE ENGINE

Milwaukee-Eight 114 Softail Stock vs. 131 Softail Crate Engine w/ Ventilator A/C



Street legal and/or street compliant statements refer to products meeting EPA (49-State) and/or California (50-State) emissions and noise standards in the United States as specified.

The street legal and/or street compliant statements may not apply to markets outside of the United States.

NOTE: Replacement engines must be re-fitted with emission control devices and systems appropriate for the vehicle model and model year in order to ensure emissions compliance. Failure to do so constitutes tampering under U.S. EPA guidelines and can lead to substantial fines and penalties.

Legal for use on public roads only when installed in the specified models. Not legal for use on public roads when installed in models other than the ones specified and not eligible for the P&A 24-month warranty when installed in models other than the ones specified. Please see the Parts and Accessories warranty statement and your dealer for more information.

SCREAMIN' EAGLE® 413

Twin Cam SE120ST Crate Motor

B. SCREAMIN' EAGLE® SE120ST STREET PERFORMANCE CRATE MOTOR

This street-tuned 120-cubic-inch Screamin' Eagle® Crate Motor takes your bagger from mild to wild. This engine is designed for bolt-in installation in the Original Equipment-style chassis of your Touring bike. No special fabrication or engine mount relocation is required. The crankcase, cylinders and heads are painted black, and feature machined aluminum highlights and chrome covers for a stunning "show-and-go" look. Equipped with the ultimate large bore Screamin' Eagle 58mm Throttle Body (18% larger than stock), this engine is capable of producing 106 horsepower and 117 lb-ft of torque at the rear wheel. Engine features one-year manufacturer's warranty. For best performance results, we recommend combining this engine with your choice of Screamin' Eagle 58mm High-Flow Air Cleaner and the Screamin' Eagle High Flow Exhaust System P/N 64800022.

This engine is 50-State U.S. EPA compliant when used with Original Equipment mufflers or the Screamin' Eagle Street Performance Exhaust System P/N 64800022. All models require ECM calibration (priced separately). U.S. delivered engines include Manufacturer's Statement of Origin (MSO).

Developed and tested in Milwaukee, this motor features the finest Screamin' Eagle components:

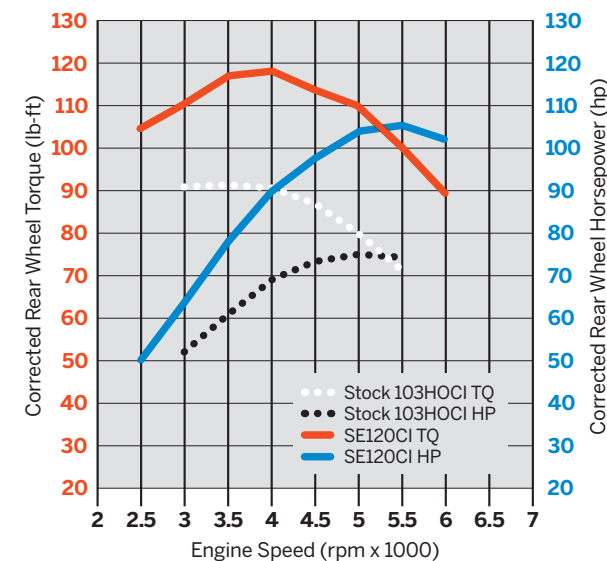
- 4.060 big-bore cylinders.
- 4-5/8" stroke SE Pro stroker flywheel and rod assembly.
- 10.5:1 high-compression nickel-plated forged pistons with Teflon® coated skirt.
- Titanium SST piston rings.
- SE-259E high-lift cams.
- Perfect-Fit pushrods.
- SE high-performance lifters.
- CNC-ported MVA heads with automatic compression release.
- Screamin' Eagle Pro High-Flow 58mm EFI Throttle Body, high-flow injectors and manifold clamps.
- Machined lower rocker boxes for valve spring collar clearance.
- Factory-machined engine cases.
- Unique piston oilers for stroker clearance.
- Screamin' Eagle inner crankcase full complement cam needle bearings.
- SE Lefty high-performance crankcase output bearing and nitride bearing race.
- SE Performance spark plugs.
- 120ST cam cover and cylinder head medallions.

19221-15

Fits 50-state '10-'16 Touring models. Does not fit Twin-Cooled™ models. Does not fit Trike. '10 Touring models require Screamin' Eagle Big Twin Compensator Kit P/N 40100061. All models require ECM calibration for proper installation. '10-'13 Touring models can be programmed by Dealer (sold separately). '14-'16 Touring models can be calibrated using the Screamin' Eagle Pro Street Tuner (sold separately).



Twin Cam 103HO Stock vs. SE120ST Crate Motor with Stock Exhaust



Street legal and/or street compliant statements refer to product meeting 50-State emissions and noise standards in the United States.

The street legal and/or street compliant statements may not apply to markets outside of the United States.

414 SCREAMIN' EAGLE®

Clutch & Drivetrain

A. SCREAMIN' EAGLE® HIGH CAPACITY CLUTCH KIT – MILWAUKEE-EIGHT® ENGINE

The Screamin' Eagle® High Capacity Clutch Kit increases the drivetrain's ability to reliably support high torque applications without significantly increasing lever effort. Designed to fit in the stock clutch basket, this kit provides smooth shifting, progressive engagement, and works with the factory Assist and Slip clutch system to keep clutch lever effort similar to the stock levels. Kit contains 10 fiber clutch plates and 10 contact plates – one more than Original Equipment – and 3-1200 Newton clutch springs. This combination provides 11% more clutch surface area for greater power handling capability.

37000287

Fits '18-later Softail® and '17-later Touring models.

B. SCREAMIN' EAGLE HIGH CAPACITY CLUTCH PLATE KIT – MILWAUKEE-EIGHT ENGINE

Replacement clutch plates for the Screamin' Eagle High Capacity Clutch Kit P/N 37000287. Kit includes 9 fiber friction plates and 10 contact plates.

37000258

Fits '18-later Softail and '17-later Touring models.

C. MILWAUKEE-EIGHT ENGINE CLUTCH SPRINGS – 1275N

High-tension springs are engineered to add additional clutch capacity in high torque and high horsepower applications. Kit includes 3-1275 Newton (N) coil springs, and is designed to complement the Screamin' Eagle High Capacity Clutch Plate Kit P/N 37000258. When combined with the High Capacity Clutch Plate Kit, torque capacity is increased to the maximum level available. Installation will increase capacity and lever effort. Springs can be installed without removing the outer primary cover.

37000286

Fit's '18-later Softail and '17-later Touring models.

D. MILWAUKEE-EIGHT ENGINE CLUTCH SPRINGS – 1200N

Replacement clutch springs for the Screamin' Eagle High Capacity Clutch Kit P/N 37000287. Kit includes 3-1200 Newton (N) coiled clutch springs. Installation of these springs with Original Equipment clutch plates will increase clutch capacity and lever effort. Springs can be installed without removing the outer primary cover. Included in Milwaukee-Eight® Stage III and IV Kits.

37000288

Fit's '18-later Softail and '17-later Touring models.



A. SCREAMIN' EAGLE HIGH CAPACITY CLUTCH KIT – MILWAUKEE-EIGHT ENGINE

Configuration	Max Crankshaft Torque (ft. lbs.)	% Increase in Torque Capacity Over Milwaukee-Eight® 107 OE Clutch	Approximately Lever Effort (lb)
Milwaukee-Eight 107Cl Original Equipment (9-Disk/1100N Spring)	125	—	14.6
9 Disk/1200N Spring	134	7.2%	16
9 Disk/1275 Spring	143	14.4%	17
Milwaukee-Eight 114Cl Original Equipment (10 Disk/1100N Spring) (P/N 37000287)	139	11.2%	14.6
Screamin' Eagle High Capacity Clutch Kit 10 Disk/1200N Spring	150	20%	16
10 Disk/1275N Spring	160	28%	17



B. SCREAMIN' EAGLE HIGH CAPACITY CLUTCH PLATE KIT – MILWAUKEE-EIGHT ENGINE




C. MILWAUKEE-EIGHT ENGINE CLUTCH SPRINGS – 1275N



D. MILWAUKEE-EIGHT ENGINE CLUTCH SPRINGS – 1200N



E. SCREAMIN' EAGLE BIG TWIN COMPENSATOR



F. SCREAMIN' EAGLE VARIABLE PRESSURE CLUTCH

SCREAMIN' EAGLE® 415

Clutch & Drivetrain

E. SCREAMIN' EAGLE® BIG TWIN COMPENSATOR

This premium compensator has been engineered with heavier springs and increased travel to support the high torque output associated with high-compression race and large displacement engines. Designed to outperform the Original Equipment compensator, this unit helps protect the engine and driveline components during harsh drag race launches. Compensator features improved oil passages, oil deflectors and a needle bearing thrust washer that improves the overall operation of these components.

42200064A

Fits '12-'13 Dyna®, '12-'13 Softail® (except FXCW, FXCWC, FXSB, FXSBSE and '09 FXSTSSE), '11-'13 Touring and '09-'13 Trike models. Original Equipment on '14-'17 Dyna, Softail and '14-'16 Touring models. Requires separate purchase of Installation Adhesive Kit P/N 11100088.

40100061

Fits '06-'11 Dyna, '07-'11 Softail (except FXCW and FXCWC), '07-'10 Touring, and '07-'09 CVO™ (except '09 FXSTSSE) models. Does not fit Trike. Requires separate purchase of Installation Adhesive Kit P/N 11100088. Kit includes Rotor Assembly P/N 30041-08. Installation on '06 Dyna models require separate purchase of '07-style stator.

42200095A

Fits '08-'12 FXCWC and '09 FXSTSSE models and '13-later FXSB models. If P/N 40274-08A has been installed previously, the rotor shell, P/N 30041-08A is not required.

F. SCREAMIN' EAGLE VARIABLE PRESSURE CLUTCH

Get more performance from the Original Equipment clutch. The Screamin' Eagle® Variable Pressure Clutch is designed to help put the added power from a Screamin' Eagle Stage Kit to the pavement. This bolt-on kit harnesses the centrifugal force of spinning weights to increase the clutch capacity as engine speed increases. The mechanism applies increasing pressure to the stock clutch pressure plate as RPM rises. The result: high torque-handling capabilities without increasing clutch lever effort at idle. The Variable Pressure Clutch also provides smoother clutch disengagement at lower speed. Kit fits behind most stock derby covers with no modifications. See installation manual for additional accessory derby cover fitment information.

To match the performance demands of your engine, team the Variable Pressure Clutch with your choice of clutch diaphragm springs. We recommend the higher-capacity Screamin' Eagle Diaphragm Spring P/N 37951-98 for major performance upgrades.

	Lever Effort	Torque Capacity
Original Equipment Spring	Same as stock	120 ft-lbs
SE Spring P/N 37951-98	35% greater than stock	153 ft-lbs

37000121A

Fits '99-'17 Evolution® 1340 and Twin Cam-equipped models. Will not fit '16-later Touring and Trike models, '15-later FLHTCUL or FLHTKL models or '07-later Touring or Trike models equipped with Narrow-Profile Outer Primary Cover P/N 25700385 or 25700438. Will not fit '13-later CVO models with hydraulic actuated clutch, '16-'17 FXDLS, FLSS and FLSTFBS, or '14-later Touring and Trike models equipped with Screamin' Eagle A&S Clutch Kit P/N 37000026. Derby Covers P/N 25001-03, 25441-04A, 25770-99, 25331-10, 25339-10, 25700250 and 25700062 require Spacer Kit P/N 37000123. Does not fit Derby Covers P/N 25347-02 or 25345-01.

Street legal and/or street compliant statements refer to product meeting 50-State emissions and noise standards in the United States.

The street legal and/or street compliant statements may not apply to markets outside of the United States.

Street legal and/or street compliant statements refer to product meeting 50-State emissions and noise standards in the United States.

The street legal and/or street compliant statements may not apply to markets outside of the United States.

416 SCREAMIN' EAGLE®

Clutch & Drivetrain

A. SCREAMIN' EAGLE® TWIN CAM PERFORMANCE ASSIST AND SLIP (A&S) CLUTCH KIT

Developed for the high-thrust 110CI engine featured as Original Equipment on '14-later CVO™ models, this A&S clutch provides significantly increased torque-handling capacity (135lb/ft). Clutch is designed to improve engagement grip and provides minor slippage during downshifting to reduce shock to the power train. Reduces hand lever pull effort by over 1 pound. Complete kit features improved clutch plates for enhanced wear resistance and is the perfect addition when installing a high-output Screamin' Eagle® Stage Kit.

37000026

Fits '14-'16 Touring and Trike models with hydraulic clutch actuator. Original Equipment on FXDLS, FLSS, FLSTBS and FXSE models.

B. SCREAMIN' EAGLE PERFORMANCE CLUTCH FRICTION DISC KIT

Newly developed friction material delivers longer life than Original Equipment friction discs. Kit includes new precision-machined flat steel plates. This Friction Disc Kit is a perfect match for the Screamin' Eagle Twin Cam Performance Race Clutch Hub Kit P/N 37976-08.

37980-10

Fits '99-'17 Twin Cam-equipped models and '98-'99 Evolution® 1340-equipped models. Will not fit '13-'16 CVO™ Touring models with hydraulic actuated clutch or, '15-'16 FLHTCUL and FLHTKL, '16-'17 FXDLS, FLSS, FLSTFBS, FXSE or '13-'16 CVO Touring models with hydraulic actuated clutch, '15-'16 FLHTCUL and FLHTKL or '14-'16 Touring and Trike models equipped with Screamin' Eagle A&S Clutch Kit P/N 37000026.

C. HEAVY DUTY CLUTCH SPRING FOR STOCK CLUTCH

37951-98

Fits '99-'17 Twin Cam-equipped models and '98-'99 Evolution 1340-equipped models. Will not fit '16-'17 FXDLS, FLSS, FLSTFBS and FXSE or '13-'16 CVO Touring models with hydraulic actuated clutch, or '15-'16 FLHTCUL and FLHTKL, '14-'16 Touring and Trike models equipped with Screamin' Eagle A&S Clutch Kit P/N 37000026.

D. SCREAMIN' EAGLE PERFORMANCE CLUTCH KIT

Performance Clutch Kit converts the 8-plate clutch to a 9-plate design. The surface area is increased by 13% and the spring rate is increased by 10% for a combination that can handle over 115 ft-lbs of torque at the crank, a 23% increase over the stock-rated capacity. Kit includes Kevlar® fiber-based friction discs and performance clutch spring.

38002-04

Fits '91-'22 XL and '94-'97 Evolution 1340-equipped models.

E. SCREAMIN' EAGLE PERFORMANCE SLIPPER CLUTCH FOR VRSC™ MODELS

This clutch offers reduced lever effort and improved performance. The unique "slip and assist" ramp system opens the two halves of the clutch hub slightly during high loads to the drivetrain, allowing a moderate slip that reduces shock to the drivetrain during rapid downshifting. The resulting reduction in wheel hop allows maximum contact between the tire and the road in wet or slippery conditions. Clutch lever effort is also reduced by 20% in 1130cc and 30% on 1250cc applications.

37938-08KA

Fits '02-'07 VRSC™ models.



A. SCREAMIN' EAGLE TWIN CAM PERFORMANCE ASSIST AND SLIP CLUTCH KIT



B. SCREAMIN' EAGLE PERFORMANCE CLUTCH FRICTION DISC KIT



C. HEAVY DUTY CLUTCH SPRING FOR STOCK CLUTCH



D. SCREAMIN' EAGLE PERFORMANCE CLUTCH KIT



E. SCREAMIN' EAGLE PERFORMANCE SLIPPER CLUTCH FOR VRSC MODELS



F. TWIN CAM SHORTBLOCK ASSEMBLY – DYNA AND TOURING



F. TWIN CAM SHORTBLOCK ASSEMBLY – SOFTAIL

SCREAMIN' EAGLE® 417

Shortblock Program

SHORT & LONGBLOCK PROGRAM

When it comes time to repower your motorcycle, the first stop should be your local Harley® Dealer. They can set you up with a replacement shortblock or longblock engine that is manufactured from 100% new Original Equipment parts and subjected to the same rigorous testing as all Harley engines. Plus, all longblock engines feature a one-year factory warranty and your original VIN stamped on the case.

F. SHORTBLOCK ASSEMBLY

The perfect starting point for building the engine of your dreams. Engine shortblocks are manufactured and assembled on Harley-Davidson's main engine assembly line for exceptional quality and reliability. Shortblock cases, flywheels, bearings and rods are preassembled and ready for your custom build. Kit includes current spec Original Equipment cam plate, oil pump, cam drive components and the gaskets, seals and most of the hardware required to complete the engine and install it (not all components shown). You select your cylinders, heads, cams, covers and other top-end components. Choose one of the Screamin' Eagle® Stage kits to incorporate reliable performance and pick from our decorative engine covers to customize the look. Shortblock Assemblies are stamped with a new VIN and include MSO (Manufacturers Statement of Origin). The MSO is for Domestic only. Kits ship directly from the factory within 3-5 days. Assembly comes stamped with a new VIN on Twin Cam Kits. (For VIN matching shortblock assemblies see the appropriate Service Parts Catalog.)

Twin Cam Engine

16200070 Black 96CI/103CI.
Fits '07-'17 Dyna® (except FXDLS), and '07-'16 Touring and Trike models (except CVO™).

16200071 Black 96CI/103CI.
Fits '07-'17 Softail® models (except FLSS, FLSTFBS and CVO).

Milwaukee-Eight® Engine (not shown)

See your Dealer for details.

NOTE: Replacement engines must be re-fitted with emission control devices and systems appropriate for the vehicle model and model year in order to ensure emissions compliance. Failure to do so constitutes tampering under U.S. EPA guidelines and can lead to substantial fines and penalties.

Legal for use on public roads only when installed in the specified models. Not legal for use on public roads when installed in models other than the ones specified and not eligible for the P&A 24-month warranty when installed in models other than the ones specified. Please see the Parts and Accessories warranty statement and your dealer for more information.

Street legal and/or street compliant statements refer to product meeting 50-State emissions and noise standards in the United States.

The street legal and/or street compliant statements may not apply to markets outside of the United States.

Street legal and/or street compliant statements refer to product meeting 50-State emissions and noise standards in the United States.

The street legal and/or street compliant statements may not apply to markets outside of the United States.

418 SCREAMIN' EAGLE®

LongBlock Program

HARLEY-DAVIDSON® LONGBLOCK PROGRAM

Your engine is the heart and soul of your Harley-Davidson® motorcycle. When the miles start to add up, a Harley-Davidson® LongBlock can put the rumble back in your ride simply, quickly and affordably.

WHY SHOULD I CONSIDER A LONGBLOCK? Unlike an engine rebuild from the repair shop down the street, the Harley-Davidson® LongBlock is manufactured from 100% new Original Equipment components, and is built to the latest factory specifications. Engine includes upgraded Screamin' Eagle® lefty crankcase bearing, Screamin' Eagle cam bearings and Screamin' Eagle performance tappets to handle higher-stress loads and performance upgrades. In addition, '99-'06 LongBlocks are upgraded with late-model hydraulic cam tensioners, high-volume oil pump and billet cam plate. '07-'16 103CI and 110CI engines feature factory-installed Automatic Compression Releases.


WHAT DOES THE H-D® LONGBLOCK INCLUDE? The crankcase is pre-assembled with flywheels, connecting rods, bearings, seals, cylinders, pistons, rings, heads, valves, valve springs, tappets and pushrod covers. Also included and ready for Dealer installation are top end rocker arm supports, rocker arms and shafts, pushrods and breathers. The LongBlock also includes cam support plate, cam plate bearings, cam and timing chain drive, hydraulic tensioners and all required gaskets and new hardware.

ARE UPGRADES AVAILABLE?* You can choose silver or black-highlighted engines to match your styling direction. Bikes originally equipped with Twin Cam 88® engines can upgrade to 95 or 103CI displacement, and Twin Cam 96™-equipped models can be repowered with 103 or 110CI engines, based on specific model fitment. Upgrades require model-specific ECM recalibration (sold separately). Only available in North America.

WHAT ELSE DO I NEED? LongBlock is sold without cam shafts, lower rocker boxes, upper rocker box covers or cam cover. You have the option to reinstall your current cams and covers, or select from a wide assortment of performance and custom engine cover options.

FAST AND EASY: Just take your Harley® motorcycle to your authorized dealership. They will remove the engine from the frame, ship the left crankcase half to Harley-Davidson and in a short time, you will have a new LongBlock back, ready for the dealer to reinstall in your bike. Your engine retains its original vehicle identification number (VIN) for easy title exchange and registration.

**Displacement upgrades are available for vehicles previously equipped with street compliant big bore kits only.*



Available to fit:

'07-'17 Softail® models.

16200104	Twin Cam 103 – Black.*
16200108	Twin Cam 110™ – Black.*
16200109	Twin Cam 110 – Granite.*

'99-'05 Dyna® and '99-'06 Touring models.

16200085	Twin Cam 88 – Black.
16200086	Twin Cam 88 – Silver.

'04-'05 EFI Dyna® and '99-'06 EFI Touring models.

16200091	Twin Cam 95 – Black.*
16200092	Twin Cam 95 – Silver.*

'03-'06 EFI Touring models.

16200095	Twin Cam 103 – Black.*
16200096	Twin Cam 103 – Silver.*

'07-'17 Dyna and '07-'16 Touring models (Includes ACR – Auto Compression Release).

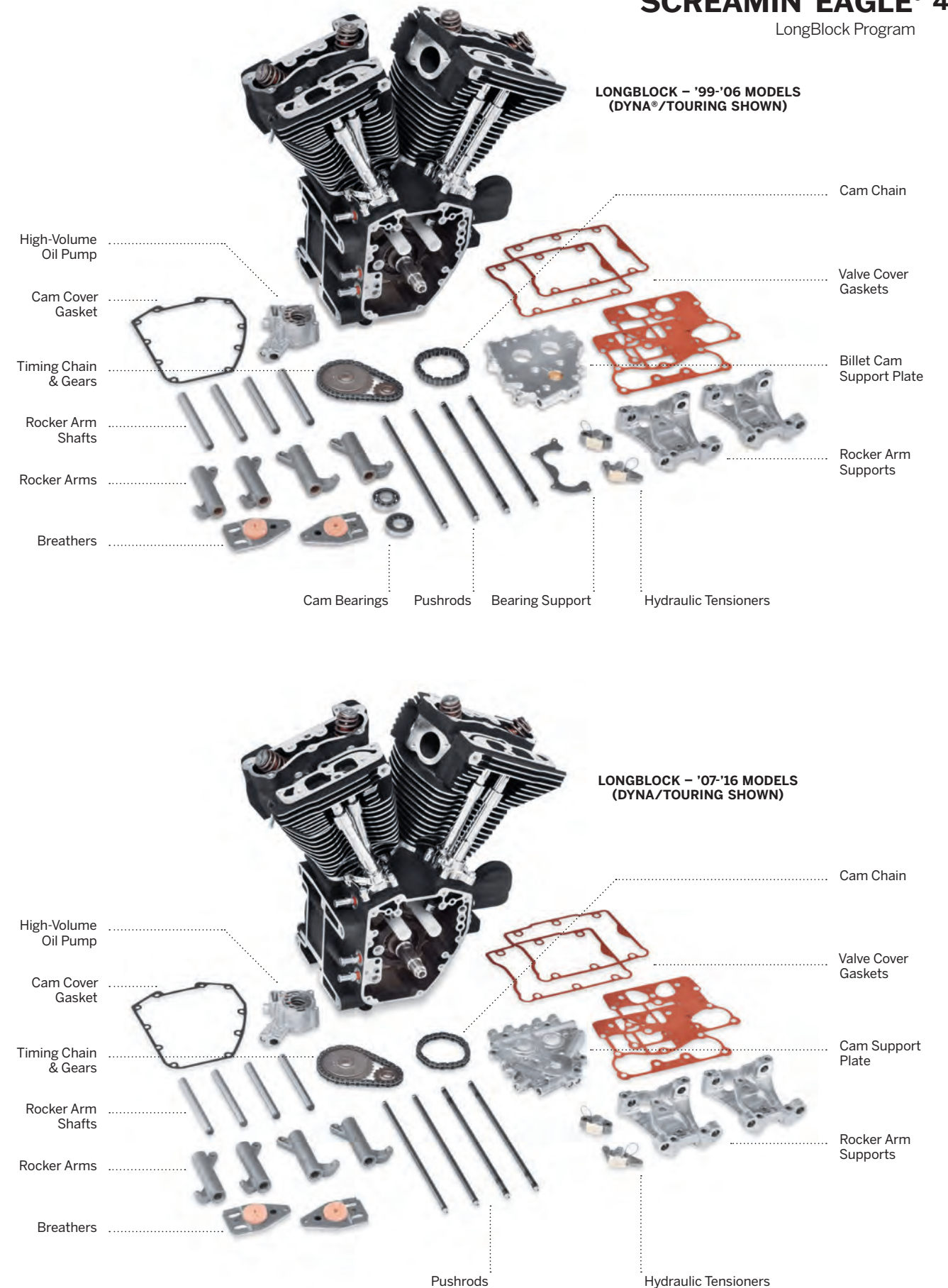
16200103	Twin Cam 103 – Black.*
16200105	Twin Cam 110 – Black.*
16200106	Twin Cam 110 – Granite.*

'14-'16 Twin-Cooled™ Touring models.

16200162	Twin Cam 103 – Black.*
16200163	Twin Cam 110 – Black.*
16200164	Twin Cam 110 – Granite.*

SCREAMIN' EAGLE® 419

LongBlock Program



NOTE: All fasteners are included but not shown.

SCREAMIN' EAGLE